



Wiper Blades

01/2022

POWEREDGE™

The power of choice

PowerEdge Wiper Blades give you more choice – and a competitive advantage.

- Designed for long-lasting performance
- Come in an environmentally friendly carton
- Compact range with size diapason 350-700mm covering more than 90% of European vehicle parc
- Superb option for those seeking quality yet cost-effective wiper blades

PowerEdge offers 2 types of wipers – 12 part numbers of flat blades and 12 part numbers of conventional blades.



Corrosion resistance



UV rays resistance



Superior wiping quality



Good performance in extreme temperatures



Good chatter performance

PL
Wycieraczki PowerEdge zapewniają większy wybór i przewagę nad konkurencją.

- Zaprojektowane z myślą o długotrwałej wydajności
- Dostarczane w przyjaznym dla środowiska kartonowym opakowaniu
- Kompaktowy asortyment wycieraczek o długości 350-700mm pokrywa ponad 90% europejskiego parku pojazdów
- Doskonała opcja dla osób poszukujących sprawdzonej jakości wycieraczek w atrakcyjnej cenie

PowerEdge oferuje 2 rodzaje wycieraczek – 12 numerów katalogowych wycieraczek płaskich i 12 numerów katalogowych wycieraczek szkieletowych.

Odporność na korozję | Odporność na promieniowanie UV | Najwyższa jakość wycierania | Dobra wydajność w ekstremalnych temperaturach | Zapewniają cichą pracę

UA
Шітки склоочисника PowerEdge дають вам більший вибір і конкурентну перевагу.

- Призначені для довготривалої роботи
- Поставляються в безпечному для довкілля пакуванні
- Збалансований асортимент склоочисників різних розмірів, від 300 до 700 мм, що охоплює понад 90% європейського парку автомобілів
- Чудове співвідношення ціна-якість

PowerEdge пропонує 2 типи склоочисників - 12 артикулів гібридних щіток і 12 артикулів стандартних щіток.

Стійкість до корозії | Стійкість до УФ-променів | Висока якість очищення | Хороші показники при екстремальних температурах | Висока ефективність при довготривалій експлуатації

ES
Las escobillas limpiaparabrisas PowerEdge te ofrecen más alternativas y numerosas ventajas competitivas.

- Diseñadas para unas prestaciones de larga duración
- Presentadas en un embalaje de cartón respetuoso con el medio ambiente

- Gama compacta con rango de longitudes entre 350-700 que cubren más del 90% del parque automovilístico europeo
- Muy buena opción para aquellos que buscan escobillas limpiaparabrisas de calidad a un precio competitivo

PowerEdge ofrece dos tipos de escobillas- 12 referencias de escobillas planas y 12 referencias de escobillas convencionales.

Resistencia a la corrosión | Resistencia a los rayos ultravioleta | Calidad superior de barrido | Buenas prestaciones en temperaturas extremas | Buenas prestaciones en cuanto a ruido

IT
Spazzole tergicristallo PowerEdge ti offrono più scelta e un vantaggio competitivo.

- Progettate per un performance di lunga durata
- Confezionati in cartone ecologico
- Un gamma compacta con lunghezze da 350 - 700 mm offre una copertura di oltre il 90 % del parco circolante Europeo
- Opzione perfetta per tutti coloro che cercano spazzole tergicristallo di qualità a un prezzo conveniente

La gamma PowerEdge è composta da 2 tipi di spazzola: 12 codici di flat e 12 codici di spazzole tradizionali.

Resistente alla corrosione | Resistente ai raggi UV | Qualità di tergitura superiore | Buone performance in condizioni di temperatura estreme | Garantiscono un funzionamento silenzioso

FR
Les balais d'essuie-glace PowerEdge offrent plus de choix et un avantage concurrentiel.

- Conçu pour garantir des performances longue durée
- Emballage en carton respectueux de l'environnement
- Gamme compacte avec taille de 350 à 700 mm couvrant plus de 90% du parc de véhicules européen
- Un choix parfait pour profiter de balais d'essuie-glace à un excellent rapport qualité/prix

PowerEdge offre 2 types d'essuie-glace – 12 références de balais plats et 12 références de balais conventionnels.

Résistance à la corrosion | Résistance aux rayons UV | Qualité de balayage supérieure | Bonnes performances à des températures extrêmes | Bonnes performances en termes de bruitage

PT
As escovas limpa-vidros PowerEdge proporcionam-lhe mais escolha – e uma vantagem competitiva.

- Concebidas para um desempenho de longa duração
- Fornecidas numa caixa de cartão ecológica
- Gama compacta com diâmetro de tamanho 350-700mm, cobrindo mais de 90% do parque automóvel europeu
- Excelente opção para quem procura escovas limpa-vidros de qualidade mas económicas

A PowerEdge disponibiliza 2 tipos de limpa-vidros – 12 referências de escovas planas e 12 referências de escovas convencionais.

Resistência à corrosão | Resistência aos raios UV | Limpeza de qualidade superior | Bom desempenho em temperaturas extremas | Bom desempenho de fricção

GR
Οι υαλοκαθαριστήρες PowerEdge σας δίνουν περισσότερες επιλογές - και ένα ανταγωνιστικό πλεονέκτημα.

- Σχεδιασμένοι για μακροχρόνια απόδοση
- Παρέχονται σε μία φιλική προς το περιβάλλον συσκευασία
- Συμπαγής γκάμα με διαστάσεις από 350 έως 700 mm που καλύπτουν περισσότερο από το 90% των οχημάτων που κυκλοφορούν στην Ευρώπη
- Εξαιρετική επιλογή για όσους αναζητούν ποιοτικούς και οικονομικούς υαλοκαθαριστήρες

Το PowerEdge προσφέρει 2 τύπους υαλοκαθαριστήρων - 12 κωδικοί επίπεδων υαλοκαθαριστήρων και 12 κωδικοί συμβατικών υαλοκαθαριστήρων.

Αντοχή στη διάβρωση | Αντοχή στις ακτίνες UV | Ανώτερη ποιότητα καθαρισμού | Καλή απόδοση σε ακραίες θερμοκρασίες | Καλή απόδοση ταλάντωσης

CONVENTIONAL BLADES

- Natural graphite-coated rubber
- Robust metal structure, protecting from corrosion
- Long-lasting performance
- Length from 350-700mm
- U-hook suitable, covering 50% of parc
- Eco-friendly carton full-colour packaging

PL WYCIERACZKI SZKIELETOWE

- Naturalna guma pokryta warstwą grafitu
- Solidna metalowa konstrukcja chroniąca przed korozją
- Długotrwała wydajność
- Długość od 350 do 700mm
- Pasują do zastosowań z systemem montażu hak w kształcie litery U, pokrywającym 50% parku pojazdów
- Przyjazne środowisku kolorowe, kartonowe opakowanie

UA СТАНДАРТНІ ЩІТКИ

- Каучук з натуральним графітовим покриттям
- Міцна металева конструкція, що захищає від корозії
- Довготривала робота
- Довжина від 350-700мм
- Сумісний з U-гачком, що охоплює 50% парку
- Повноколірне екологічне картонне пакування

ES ESCOBILLAS CONVENCIONALES

- Caucho natural con cobertura de grafito
- Estructura robusta de metal, protegida contra la corrosión
- Prestaciones de larga duración
- Longitudes entre 350-700mm
- Instalable en brazo con gancho en "U", cobertura del 50% del parque
- Embalaje de cartón a todo color respetuoso con el medio ambiente

IT SPAZZOLE CONVENZIONALI

- Gomma rivestita di grafite tradizionale
- Robusta struttura in metallo, protegge dalla corrosione
- Prestazioni di lunga durata
- lunghezze da 350 a 700 mm
- Adatto per auto con sistema di aggancio a U ossia il 50% del veicolo
- Imballaggio a colori in cartone ecologico

FR BALAIS CONVENTIONNELS

- Caoutchouc naturel revêtu de graphite
- Structure métallique robuste protégeant de la corrosion
- Performances longue durée
- Longueur de 350-700 mm
- Compatibles avec les crochets en U, couvrant 50% du parc
- Emballage en carton respectueux de l'environnement

PT ESCOVAS LIMPA-VIDROS CONVENCIONAIS

- Borracha natural revestida com grafite
- Estrutura metálica robusta, para proteção contra corrosão
- Desempenho de longa duração
- Comprimento de 350-700mm
- Gancho em U adequado, cobrindo 50% do parque automóvel
- Embalagem de cartão ecológicas a cores

GR ΣΥΜΒΑΤΙΚΟΙ ΥΑΛΟΚΑΘΑΡΙΣΤΗΡΕΣ

- Φυσικό καουτσούκ με επιστροφή γραφίτη
- Στιβαρή μεταλλική κατασκευή, για την προστασία από τη διάβρωση
- Μακροχρόνια απόδοση
- Μήκος από 350-700mm
- Κατάλληλο άγκιστρο τύπου U, που καλύπτει το 50% των κυκλοφορούντων οχημάτων
- Εγχρωμη συσκευασία, φιλική προς το περιβάλλον



FLAT BLADES

- Premium quality Fukoku rubber
- Slim design, patented point-bended rail spring for even pressure
- Length from 350-700mm
- Unique arm fixation adaptor to fit most popular vehicles in Europe, covering 90% of parc
- Fin shaped to reduce wind lift
- Eco-friendly carton full-colour packaging

PL WYCIERACZKI PŁASKIE

- Najwyższej jakości guma Fukoku
- Smukła konstrukcja, opatentowany, zagięty punktowo rdzeń napinający zapewniający równomierny nacisk
- Długość od 350 do 700mm
- Unikalny adapter do zastosowań z systemem montażu w najpopularniejszych pojazdach w Europie, pokrywający 90% parku pojazdów
- Aerodynamiczny kształt wycieraczki zmniejsza unoszenie przez wiatr
- Przyjazne środowisku kolorowe, kartonowe opakowanie

UA ГІБРИДНІ ЩІТКИ

- Високоякісна гума Fukoku
- Тонка конструкція, запатентована рейкова пружина з точковим вигином для рівномірного тиску
- Довжина від 350-700мм
- Унікальний адаптер для кріплення кронштейнів до найпопулярніших автомобілів Європи, що охоплює 90% парку
- Форма плавника для зменшення вітрового навантаження
- Повноколірне екологічне картонне пакування

ES ESCOBILLAS PLANAS

- Caucho de calidad premium Fukoku
- Diseño estilizado, con muelle de riel inclinado para una presión homogénea
- Longitudes entre 350-700mm
- Adaptador único de fijación compatible con los brazos más comunes de los vehículos en Europa, cobertura del 90% del parque
- Con forma de alerón para evitar que se levante por efecto del viento
- Embalaje de cartón a todo color respetuoso con el medio ambiente

IT GAMMA FLAT

- Gomma Fukoku di alta qualità
- Design sottile, nucleo di tensione curvo brevettato per una pressione uniforme
- lunghezze da 350 a 700 mm
- Adattatore di fissaggio unico per i veicoli più popolari in Europa, che copre il 90% del parco
- La forma aerodinamica del tergicristallo riduce la portanza del vento
- Imballaggio a colori in cartone ecologico

FR BALAIS PLATS

- Caoutchouc Fukoku de première qualité
- Design mince, système breveté de ressort du bras plié pour une pression constante et uniforme
- Longueur de 350-700 mm
- Adaptateur unique de fixation du bras pour les véhicules les plus populaires en Europe, couvrant 90% du parc
- Forme aérodynamique pour réduire le soulèvement par le vent
- Emballage en carton respectueux de l'environnement imprimé en quadrichromie

PT ESCOVAS LIMPA-VIDROS PLANAS

- Borracha Fukoku de qualidade superior
- Desenho estilizado, mola patenteada de calha pontiaguda para pressão uniforme
- Comprimento de 350-700mm
- Adaptador de fixação de braço único para a maioria dos veículos mais comuns na Europa, abrangendo 90% do parque automóvel
- Forma de barbatana para reduzir o levantamento devido ao vento
- Embalagem de cartão ecológicas a cores

GR ΕΠΙΠΕΔΟΙ ΥΑΛΟΚΑΘΑΡΙΣΤΗΡΕΣ

- Εξαιρετικής ποιότητας καουτσούκ Fukoku
- Λεπτός σχεδιασμός με ελατήριο για καμπυλωτή, ομοιόμορφη πίεση, κατοχυρωμένος με δίπλωμα ευρεσιτεχνίας
- Μήκος από 350 έως 700mm
- Μοναδικός αντίπαρος στερέωσης βραχίονα για τα πιο δημοφιλή οχήματα στην Ευρώπη, καλύπτοντας το 90% των κυκλοφορούντων οχημάτων
- Σχήμα πτερυγίου που μειώνει την ανύψωση του υαλοκαθαριστήρα από τον άνεμο
- Εγχρωμη συσκευασία, φιλική προς το περιβάλλον



PACKAGING

PEF-350

Blade type Blade length in mm

Flat blades = **PEF** Conventional blades = **PEM**

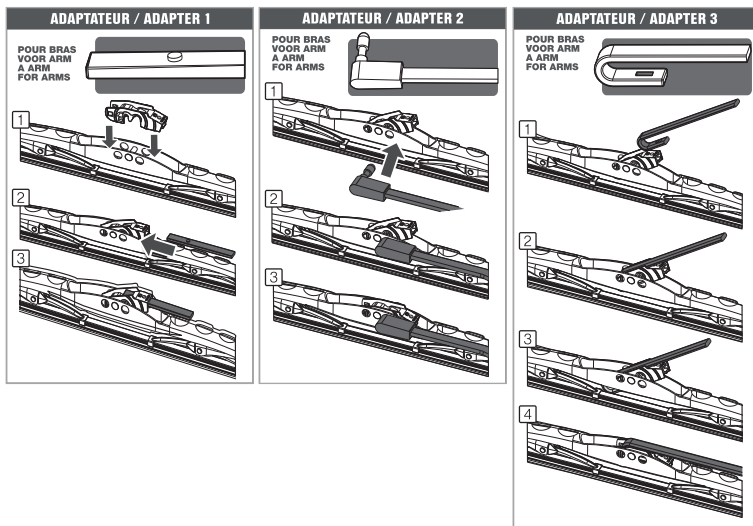


Please note that the images can vary from actual products.

<p>EN Blade type Blade length in mm Flat blade = PEF Conventional Blade = PEM Please note that images can vary from actual products.</p>	<p>UA Тип щітки Довжина щітки в мм Плоскі щітки = PEF Стандартні щітки = PEM Зверніть увагу, що зображення можуть відрізнятися від реальних продуктів.</p>	<p>IT Tipo Spazzola Lunghezza spazzola in mm Gamma Flat = PEF Gamma standard = PEM Si prega di notare che le immagini possono variare dai prodotti reali.</p>	<p>PT Tipo de escova limpa-vidros Comprimento de escova em mm Escovas limpa-vidros planas = PEF Escovas limpa-vidros convencionais = PEM Tenha em atenção que as imagens podem ser diferentes dos produtos reais.</p>
<p>PL Rodzaj wycieraczki Długość pła w mm Wycieraczki płaskie = PEF Wycieraczki szkieletowe = PEM Należy pamiętać, że zdjęcia mogą się różnić od rzeczywistych produktów.</p>	<p>ES Tipo de escobilla Longitud de la escobilla en mm Escobillas Planas = PEF Escobillas Convencionales = PEM Por favor, tenga en cuenta que las imágenes podrían variar de los productos actuales.</p>	<p>FR Type de balais Longueur des balais en mm Balais plats = PEF Balais conventionnels = PEM Veuillez noter que les images sont susceptibles de différer des produits réels.</p>	<p>GR Τύπος υαλοκαθαριστήρα Μήκος υαλοκαθαριστήρα σε mm Επίπεδοι υαλοκαθαριστήρες = PEF Συμβατικοί υαλοκαθαριστήρες = PEM Λάβετε υπόψη ότι οι εικόνες μπορεί να διαφέρουν από τα πραγματικά προϊόντα.</p>

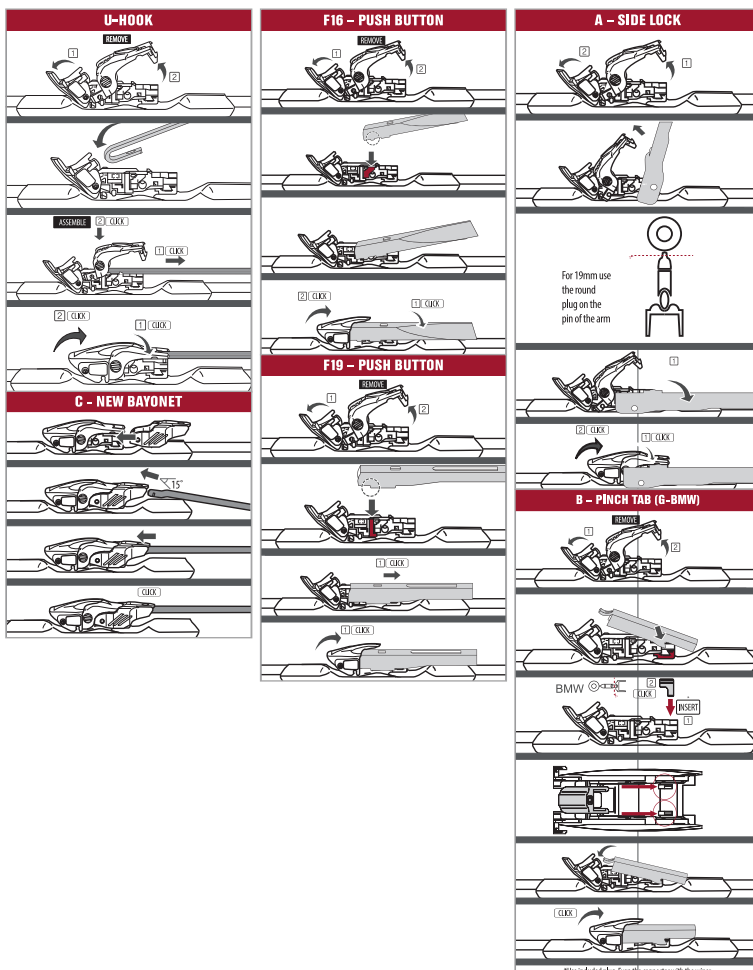
CONVENTIONAL BLADE

Fitting instructions



FLAT BLADE

Fitting instructions



Refer to the website for installation videos for the **flat blades**

PL
Odwiedź stronę internetową, aby zapoznać się z filmami dotyczącymi montażu wycieraczek

FR
Consulter le site internet pour les vidéos d'installation des balais plats

UA
Перейдіть до вебсайту для перегляду відеороликів по встановленню безкаркасних щіток

PT
Consulte o Web site para obter vídeos de instalação dos limpa-vidros planos

ES
Diríjase a la página web para ver los videos de instalación de las escobillas planas

GR
Ανατρέξτε στον ιστότοπο για βίντεο εγκατάστασης για τους επίπεδους υαλοκαθαριστήρες

IT
Fare riferimento al sito Web per i video di installazione delle spazzole flat

REPLACEMENT SIGNS

Inspection and replacement

Wiper blades are a crucial vehicle safety feature. They must be in good enough condition to clear all rain, insects, dirt and snowflakes that can collect on the windscreen. Use our guide to wiper blade inspection and replacement for safer, clearer driving vision.

REPLACEMENT ADVICE

How often should a wiper blade be replaced?

As a rule windscreen wiper blades should be replaced at least once per year. In northern Europe they will usually need replacing once in summer and once in winter as light and moisture deteriorate the rubber blade. In southern Europe the wiper blade's lifetime is shortened by intensive sun light (UV radiation), and will usually need annual replacement.

Why replace your wiper blades?

Wiper blades eventually deteriorate with use, producing a streaky or uneven finish on the windscreen. To ensure a clear, safe field of vision even in bad weather, it is important to ensure the wiper blades are regularly checked and replaced as soon as deterioration is seen.

Make it a date

As a rule, wiper blades should be changed once a year.

Replacement signs

These are the four main signs of wiper blade deterioration that are visible on the windscreen glass. These symptoms will help you determine when a wiper blade needs changing.



Streaking

Symptom:

- Narrow streaks are left on the windshield.

Cause:

- Foreign matter has attached itself to the rubber blade, or the edge of the blade is worn.

Remedy:

- First, clean the edge of the blade. If streaks still appear, replace the wiper blade.



Jumping

Symptom:


- The wiper blade does not move smoothly across the windshield, but vibrates noisily and bounces due to dirty wind screen.

Cause:

- Incorrect arm angle or worn out wiper blade.

Remedy:

- First, clean the windshield; then check the angle. If jumping persists, adjust angle and/or replace the wiper blade.



Unwiped Spots

Symptom:

- Wiper blade leaves one or more unwiped spots.

Cause:

- Wiper blade deformation or rubber deterioration.

Remedy:

- Replace wiper blade.



Uneven Blade Pressure

Symptom:

- Wiper blade does not contact the windshield surface evenly, leaving a large unwiped surface.

Cause:

- Worn wiper blade.

Remedy:

- Replace wiper blade.

PL OZNAKI ŻUŻYCIA

Sprawdzanie i wymiana

Wycieraczki mają decydujące znaczenie dla bezpieczeństwa pojazdu. Muszą być w wystarczająco dobrym stanie, aby wycierać deszcz, owady, brud i płatki śniegu, gromadzące się na szybie. Skorzystaj z naszych wskazówek dotyczących sprawdzania i wymiany wycieraczek, w celu zapewnienia lepszej widoczności i bezpieczeństwa podczas jazdy.

PORADY DOTYCZĄCE WYMIANY

Jak często należy wymieniać wycieraczki?

Zgodnie z zasadami wycieraczki należy wymieniać co najmniej raz w roku. W Europie Północnej wymagana jest coroczna wymiana, ponieważ światło słoneczne i wilgoć niszczą pióra wycieraczek. W Europie południowej żywotność wycieraczek skraca intensywne promieniowanie słoneczne (promieniowanie UV) i coroczna wymiana jest również konieczna.

Dlaczego wymieniać wycieraczki?

Wycieraczki zużywają się w trakcie eksploatacji, co powoduje nierówne wycieranie i powstawanie smug na szybie. Aby zapewnić wyraźne, bezpieczne pole widzenia, nawet przy złej pogodzie, ważne jest regularne sprawdzanie wycieraczek i ich wymiana w razie stwierdzenia zużycia.

Ustal termin

Zgodnie z ogólną zasadą, wycieraczki należy wymieniać co rok.

Oznaki zużycia wycieraczek

Wyróżnia się cztery podstawowe oznaki zużycia wycieraczek, widoczne na przedniej szybie. Objawy te pomagają określić moment, w którym konieczna jest wymiana wycieraczek.

Smużenie

Objawy: Na szybie pozostają wąskie smugi.

Przyczyna: Do gumowego pióra wycieraczki przywarły obce ciała lub nastąpiło wytarcie krawędzi pióra.

Środek zaradczy: Najpierw wyczyść krawędź pióra. Jeśli smugi występują nadal, należy wymienić wycieraczkę.

Podskakiwanie

Objawy: Wycieraczka nie przesuwa się płynnie po szybie, lecz głośno drga i podskakuje z powodu zabrudzeń.

Przyczyna: Nieprawidłowy kąt wycierania lub zużyta wycieraczka.

Środek zaradczy: Najpierw wyczyść przednią szybę, a następnie sprawdź kąt wycierania. Jeśli wycieraczka nadal podskakuje, należy poprawić kąt wycierania lub ją wymienić.

Niewytarte miejsca

Objawy: Wycieraczka zostawia jedno lub kilka niewytartych miejsc.

Przyczyna: Odkształcenie gumowego pióra.

Środek zaradczy: Wymień wycieraczkę.

Nierówny docisk wycieraczki

Objawy: Wycieraczka nie dociska równomiernie do szyby i pozostawia duże niewytarte powierzchnie.

Przyczyna: Zużyta wycieraczka.

Środek zaradczy: Wymień wycieraczkę.

UA OZNAKI ZNOSU OGLĄD I ZAMINA

Śtutki є одним з основних вузлів системи безпеки автомобіля. Вони повинні бути в хорошому стані, щоб забезпечувати ефективне видалення дощової води, комах, бруду і снігу, які можуть накопичуватися на вітровому склі. Звертайтеся до нашого довідника з перевірки та заміни щіток і за інформацією про більш безпечний і чіткий огляд при керуванні.

PORADY PO ZAMINII

ЯК ЧАСТО ТРЕБА МІНЯТИ ЩІТКИ СКЛООЧИСНИКІВ?

Як правило, щітки необхідно змінювати як мінімум раз на рік. У Північній Європі світло і вологість руйнують гумову поверхню, і щітки вимагають щорічної заміни. У Південній Європі термін служби щітки склоочисника зменшується під впливом інтенсивного сонячного світла (УФ-випромінювання) і, таким чином, щітки також потребують щорічної заміни.

Навіщо замінювати?

Згодом і в міру використання щітки склоочисника зношуються, залишають розводи або смуги на вітровому склі. Тому, щоб забезпечити чітку видимість і безпечний рух навіть в погану погоду, дуже важливо регулярно перевіряти щітки та замінювати їх при перших ознаках зносу.

Запишіть дату заміни щіток в календар

Як правило, щітки склоочисників слід міняти раз на рік.

Ознаки зносу

Нижче представлені чотири основні ознаки зносу щітки склоочисника, які можна побачити на вітровому склі. Вони допоможуть вам визначити, коли необхідно замінити щітки.

Смуги

Симптом: На вітровому склі залишаються вузькі смужки.

Причина: Частинки бруду прилипли до гумової вставки або крайка щітки зношена.

Спосіб усунення: Спочатку треба очистити крайку гумки. Якщо смужки з'являються знову, замініть щітку.

Підстрибування

Симптом: Щітки нерівномірно рухаються по поверхні вітрового скла і вібрують з шумом і підстрибуваннями через брудне лобове скло.

Причина: Неправильний кут нахилу кронштейну або зношена щітка склоочисника.

Спосіб усунення: Спочатку вимийте вітрове скло.

Перевірте кут кріплення; якщо підстрибування залишаються, замініть щітку.

Неочищені ділянки

Симптом: На склі залишаються великі неочищені ділянки.

Причина: Деформація або знос гуми.

Спосіб усунення: Замініть щітку.

Нерівномірний тиск на робочу поверхню

Симптом: Гумовий скребок не прилягає рівномірно до скла, залишаючи великі неочищені поверхні.

Причина: Зношена щітка склоочисника.

Спосіб усунення: Замініть щітку.

ES SEÑALES DE SUSTITUCIÓN

Inspección y sustitución

Las escobillas limpiaparabrisas son un elemento crucial en la seguridad del vehículo. Deben estar siempre en buenas condiciones para eliminar lluvia, nieve, insectos y suciedad que se pueden acumular en el parabrisas. Utilice nuestra guía de inspección y sustitución de escobillas limpiaparabrisas para una visión más limpia y segura durante la conducción.

CONSEJO DE SUSTITUCIÓN

¿Cada cuánto tiempo es recomendable sustituir las escobillas limpiaparabrisas?

Como norma general, las escobillas limpiaparabrisas se deberían sustituir como mínimo una vez al año. En los países del norte de Europa generalmente se necesita sustituir las una vez en verano y otra en invierno porque la luz y la humedad deterioran la goma de la escobilla. En los países del sur de Europa, la duración de las escobillas limpiaparabrisas es menor debido a la intensa luz solar (radiación ultravioleta) y generalmente se necesita una sustitución anual.

¿Por qué sustituir las escobillas limpiaparabrisas?

Las escobillas limpiaparabrisas se deterioran con el uso, produciendo un barrido desigual o con franjas en el parabrisas. Para asegurar un campo de visión limpio y seguro incluso con mal tiempo, es importante asegurarse de verificar regularmente las escobillas limpiaparabrisas y sustituir las tan pronto como se detecte un deterioro.

Conviértalo en una cita

Como norma general, las escobillas limpiaparabrisas se deberían sustituir como mínimo una vez al año.

Señales de sustitución

Estos son las cuatro principales señales del deterioro de la escobilla limpiaparabrisas que son visibles en el parabrisas. Estos síntomas le ayudarán a decidir cuando es necesario sustituir la escobilla limpiaparabrisas.

Franjas

Síntoma: Quedan franjas estrechas en el parabrisas.

Causa: Material extraño ha quedado adherido a la goma de la escobilla, o el filo de la escobilla está desgastado.

Solución: En primer lugar, limpiar el filo de la escobilla. Si las franjas continúan, sustituir la escobilla limpiaparabrisas.

Salto

Síntoma: La escobilla limpiaparabrisas no se desliza de manera suave a lo largo del parabrisas, sino que vibra de manera ruidosa y va dando saltos debido a suciedad en el parabrisas.

Causa: Ángulo del brazo incorrecto o escobilla limpiaparabrisas desgastada.

Solución: En primer lugar, limpiar el parabrisas, después verificar el ángulo. Si los saltos continúan, ajustar el ángulo y/o sustituir la escobilla limpiaparabrisas.

Zonas sin barrer

Síntoma: La escobilla limpiaparabrisas deja una o más zonas sin barrer.

Causa: La escobilla limpiaparabrisas está deformada o la goma está deteriorada.

Solución: Sustituir la escobilla limpiaparabrisas.

Presión de la escobilla desigual

Síntoma: La escobilla limpiaparabrisas no hace contacto con la superficie del parabrisas de manera homogénea, dejando una gran superficie sin barrer.

Causa: Escobilla desgastada.

Solución: Sustituir la escobillas limpiaparabrisas.

IT SEGNALI DI SOSTITUZIONE

ispezione e sostituzione

Le spazzole tergicristallo sono un elemento cruciale per la sicurezza del veicolo. Dovrebbero essere sempre in buone condizioni per rimuovere pioggia, insetti, sporco e neve che possono accumularsi sul parabrezza. Utilizza la nostra guida per l'ispezione e la sostituzione delle spazzole per una guida più pulita e sicura.

CONSIGLI PER LA SOSTITUZIONE

ogni quanto è consigliabile cambiare una spazzola tergicristallo?

Come regola generale, le spazzole tergicristallo devono essere sostituite almeno una volta all'anno. Nei paesi del nord Europa è generalmente necessario sostituirli una volta in estate e una volta in inverno perché la luce e l'umidità deteriorano la gomma della spazzola. Nei paesi dell'Europa meridionale, la durata delle spazzole del tergicristallo è più breve a causa della forte luce solare (radiazioni ultraviolette) e generalmente richiede la sostituzione annuale.

Perché sostituire una spazzola tergicristallo?

Le spazzole tergicristallo si deteriorano con l'uso, causando un parabrezza rigato o irregolare. Per garantire un campo visivo pulito e sicuro anche in caso di maltempo, è importante assicurarsi di controllare regolarmente le spazzole del tergicristallo e sostituirle non appena si rileva un deterioramento.

Fissa una data

Come regola generale, le spazzole del tergicristallo devono essere sostituite almeno una volta all'anno.

Segnali di sostituzione

Questi sono i quattro principali segni di deterioramento delle spazzole tergicristallo visibili sul vetro del parabrezza. Questi sintomi ti aiuteranno a determinare quando è necessario sostituire una spazzola tergicristallo.

Striature

Sintomo: sul parabrezza rimangono delle sottili striature.

Causa: Corpi estranei si sono attaccati alla lama di gomma o il bordo della lama è usurato.

Rimedio: pulisci la lama della spazzola tergicristallo.

Saltellamento

Sintomo: La spazzola del tergicristallo non si muove agevolmente sul parabrezza, ma vibra rumorosamente e rimbalza a causa del parabrezza sporco.

Causa: Angolo del braccio errato o spazzola tergicristallo usurata.

Rimedio: Per prima cosa pulire il parabrezza; poi controlla l'angolo. Se il salto persiste, regolare l'angolazione e/o sostituire la spazzola tergicristallo.

Zone non pulite

Sintomo: La spazzola lascia una o più zone non pulite.

Causa: Deformazione della spazzola tergicristallo o deterioramento della gomma.

Rimedio: Sostituire la spazzola tergicristallo.

Pressione irregolare della spazzola

Sintomo: La spazzola tergicristallo non entra in contatto uniformemente con la superficie del parabrezza, lasciando un'ampia superficie non pulita.

Causa: Spazzola tergicristallo usurata.

Rimedio: Sostituire la spazzola tergicristallo.

FR SIGNES INDIQUANT LA NÉCESSITÉ DE REMPLACEMENT

Contrôle et remplacement

Les balais d'essuie-glace sont un élément fondamental pour la sécurité d'un véhicule. Ils doivent être dans un état suffisamment bon pour balayer la pluie, les insectes, la saleté et les flocons de neige susceptibles de s'accumuler sur le pare-brise. Utilisez notre guide de contrôle et remplacement des balais d'essuie-glace pour une meilleure visibilité et une conduite plus sûre.

CONSEILS POUR LE REMPLACEMENT

À quelle fréquence faut-il remplacer un balai d'essuie-glace?

En général, il faut remplacer les balais d'essuie-glace d'un pare-brise au moins une fois par an. En Europe du Nord, il faut généralement les remplacer une fois en été et une fois en hiver, car la lumière et l'humidité abîment le balai en caoutchouc. En Europe du Sud, les balais d'essuie-glace ont une durée de vie plus courte en raison du rayonnement solaire (rayonnement UV) intense et il faut généralement les remplacer tous les ans.

Pourquoi remplacer vos balais d'essuie-glace?

Les balais d'essuie-glace finissent pas s'abîmer suite à leur utilisation, en produisant des stries ou une finition non uniforme sur le pare-brise. Pour garantir un champ de vision clair et sûr même par mauvais temps, il est important de veiller à ce que les balais d'essuie-glace soient contrôlés régulièrement et remplacés dès les premiers signes de détérioration.

Fixez un rendez-vous

En général, il faut remplacer les balais d'essuie-glace une fois par an.

Signes indiquant la nécessité de remplacement

Voici les quatre principaux signes de détérioration des balais d'essuie-glace qui sont visibles sur le pare-brise. Ces symptômes vous aideront à déterminer quand il est nécessaire de remplacer balai d'essuie-glace.

Stries

Symptôme: Il reste de fines stries sur le pare-brise.

Cause: Des corps étrangers se sont collés au balai en caoutchouc ou bien le bord du balai est usé.

Solution: Nettoyer d'abord le bord du balai. Si des stries apparaissent encore, remplacer le balai d'essuie-glace.

Sauts

Symptôme: Le balai d'essuie-glace ne se déplace pas de manière fluide sur le pare-brise, mais il vibre bruyamment et saute à cause de la saleté présente sur ce dernier.

Cause: Inclinaison incorrecte du bras ou balai d'essuie-glace usé.

Solution: Nettoyer d'abord le pare-brise, puis contrôler l'inclinaison. S'il continue à sauter, régler l'inclinaison et/ou remplacer le balai d'essuie-glace.

Points non balayés

Symptôme: Le balai d'essuie-glace laisse un ou plusieurs points non balayés.

Cause: Détérioration du caoutchouc ou déformation du balai d'essuie-glace.

Solution: Remplacer le balai d'essuie-glace.

Pression non uniforme du balai

Symptôme: Le contact du balai d'essuie-glace contre la surface du pare-brise n'est pas uniforme et laisse une grande surface non balayée.

Cause: Balai d'essuie-glace usé.

Solution: Remplacer le balai d'essuie-glace.

PT

INDICADORES DE NECESSIDADE DE SUBSTITUIÇÃO

Inspeção e substituição

As escovas limpa-vidros são um elemento crucial para a segurança dos veículos. Devem estar em boas condições para limpar toda a chuva, insetos, sujidade e flocos de neve que se possam acumular no para-brisas. Utilize o nosso guia para inspeção e substituição da escova limpa-vidros para uma visibilidade de condução mais segura e clara.

CONSELHOS SOBRE SUBSTITUIÇÃO

Com que frequência deve ser substituída uma escova limpa-vidros?

Em regra, as escovas limpa-vidros devem ser substituídas, no mínimo, uma vez por ano. No norte da Europa, geralmente precisarão de ser substituídas uma vez no verão e outra no inverno, à medida que a luz e a humidade deterioram a lâmina de borracha. No sul da Europa, a vida útil da escova limpa-vidros é encurtada pela luz solar intensa (radiação UV), e necessitará normalmente de uma substituição anual.

Porquê substituir as lâminas do seu limpa-vidros?

As escovas limpa-vidros acabam por se deteriorar com o uso, produzindo listas ou manchas irregulares no para-brisas. Para assegurar um campo de visão claro e seguro, mesmo com mau tempo, é importante assegurar que as escovas limpa-vidros são regularmente verificadas e substituídas assim que se verifique alguma deterioração.

Substituição regular

Em regra, as escovas limpa-vidros devem ser mudadas uma vez por ano.

Indicadores de necessidade de substituição

Estes são os quatro principais sinais de deterioração da escova limpa-vidros que são visíveis no vidro do para-brisas. Estes sintomas ajudarão a determinar quando uma escova limpa-vidros necessita de ser mudada.

Franjas

Sintoma: São deixadas franjas estreitas no para-brisas.

Causa: A matéria estranha fixou-se à lâmina de borracha, ou o bordo da lâmina está desgastado.

Solução: Primeiro, limpe o bordo da lâmina. Se ainda aparecerem listas, substitua a lâmina do limpa-vidros.

Salto

Sintoma: A escova limpa-vidros não se move suavemente pelo para-brisas, mas vibra ruidosamente e salta devido à sujidade no para-brisas.

Causa: Ângulo de braço incorreto ou escova limpa-vidros gasta.

Solução: Primeiro, limpe o para-brisas; em seguida, verifique o ângulo. Se os saltos persistirem, ajuste o ângulo e/ou substitua a escova limpa-vidros.

Marcas sem limpar

Sintoma: A escova limpa-vidros deixa uma ou mais marcas por limpar.

Causa: Deformação da escova limpa-vidros ou deterioração da borracha.

Solução: Substitua a escova limpa-vidros.

Pressão irregular da lâmina

Sintoma: A escova limpa-vidros não contacta de forma uniforme com a superfície do para-brisas, deixando uma grande superfície por limpar.

Causa: Escova limpa-vidros desgastada.

Solução: Substitua a escova limpa-vidros.

GR

ΕΝΔΕΙΞΕΙΣ ΑΝΤΙΚΑΤΑΣΤΑΣΗΣ

Έλεγχος και αντικατάσταση

Οι υαλοκαθαριστήρες αποτελούν ένα σημαντικό χαρακτηριστικό ασφάλειας του οχήματος. Πρέπει να είναι σε αρκετά καλή κατάσταση ώστε να καθαρίζουν τη βροχή, τα έντομα, τη βρωμιά και τις νιφάδες χιονιού που μπορούν να συγκεντρωθούν στο παρμπρίζ. Χρησιμοποιήστε τις οδηγίες για έλεγχο και αντικατάσταση των υαλοκαθαριστήρων για πιο ασφαλή και καθαρή οδήγηση.

ΣΥΜΒΟΥΛΗ ΑΝΤΙΚΑΤΑΣΤΑΣΗΣ

Πόσο συχνά πρέπει να αντικαθίσταται ο υαλοκαθαριστήρας;

Κατά κανόνα, οι υαλοκαθαριστήρες πρέπει να αντικαθίστανται τουλάχιστον μία φορά το χρόνο. Στη βόρεια Ευρώπη χρειάζεται συνήθως αντικατάσταση μία φορά το καλοκαίρι και μία το χειμώνα καθώς το φως και η υγρασία αλλοιώνουν την ελαστικότητα των λεπίδων. Στη νότια Ευρώπη, η διάρκεια ζωής της λεπίδας του υαλοκαθαριστήρα μειώνεται λόγω του έντονου ηλιακού φωτός (υπεριώδης ακτινοβολία) και συνήθως χρειάζεται να γίνεται η αντικατάσταση ετησίως.

Γιατί να αντικαταστήσετε τους υαλοκαθαριστήρες σας;

Οι υαλοκαθαριστήρες αλλοιώνονται με τη χρήση, προκαλώντας την δημιουργία ανομοιομορφών ραβδώσεων στην επιφάνεια του παρμπρίζ. Για την διασφάλιση ενός καθαρού και ασφαλούς οπτικού πεδίου ακόμη και σε κακές καιρικές συνθήκες, είναι σημαντικό ο τακτικός έλεγχος και η αντικατάσταση του υαλοκαθαριστήρα μόλις παρατηρηθεί φθορά.

Ορίστε μια ημερομηνία

Κατά κανόνα, τα μάκτρα των υαλοκαθαριστήρων πρέπει να αλλάζονται μία φορά το χρόνο.

Ενδείξεις αντικατάστασης

Αυτές είναι οι τέσσερις κύριες ενδείξεις αλλοίωσης των μάκτρων του υαλοκαθαριστήρα που είναι ορατές στο τζάμι του παρμπρίζ. Αυτές οι ενδείξεις θα σας βοηθήσουν να προσδιορίσετε πότε πρέπει να αντικατασταθεί ένα μάκτρο υαλοκαθαριστήρα.

Ραβδώσεις

Ένδειξη: Στενές ραβδώσεις σχηματίζονται στο παρμπρίζ.

Αιτία: Ένα υλικό έχει κολλήσει στο ελαστικό μάκτρο ή του άκρο του μάκτρου έχει φθαρεί.

Αντιμετώπιση: Καθαρίστε πρώτα την άκρη του μάκτρου. Εάν εξακολουθούν να εμφανίζονται ραβδώσεις, αντικαταστήστε τον υαλοκαθαριστήρα.

Αναπήδηση

Ένδειξη: Το μάκτρο του υαλοκαθαριστήρα δεν κινείται ομαλά στο παρμπρίζ, αλλά δονείται με θόρυβο και αναπηδά λόγω βρωμιάς στο παρμπρίζ.

Αιτία: Λανθασμένη γωνία βραχίονα ή φθαρμένο μάκτρο υαλοκαθαριστήρα.

Αντιμετώπιση: Καθαρίστε πρώτα το παρμπρίζ, στη συνέχεια ελέγξτε τη γωνία. Εάν η αναπήδηση συνεχίζεται, ρυθμίστε τη γωνία ή/και αντικαταστήστε το μάκτρο του υαλοκαθαριστήρα.

Σημεία που δεν καθαρίζονται

Ένδειξη: Ο υαλοκαθαριστήρας αφήνει ένα ή περισσότερα σημεία ακαθάρια.

Αιτία: Παραμόρφωση του μάκτρου του υαλοκαθαριστήρα ή φθορά του λάστιχου.

Αντιμετώπιση: Αντικαταστήστε τον υαλοκαθαριστήρα.

Ανομοιομορφία πίεση μάκτρου

Ένδειξη: Ο υαλοκαθαριστήρας δεν έρχεται σε επαφή ομοιόμορφα με την επιφάνεια του παρμπρίζ, αφήνοντας μια μεγάλη επιφάνεια ακαθάρια.

Αιτία: Φθαρμένος υαλοκαθαριστήρας.

Αντιμετώπιση: Αντικαταστήστε τον υαλοκαθαριστήρα.

PowerEdge Application Tables



Wiper Blades

Application Tables – Left Hand Drive Right Hand Drive

		Arm Type	Flat	Standard
ABARTH				
500 / 595 / 695				
	01/08 -	<-mm-> F19/16- push button	600 + 350 PEF-600 + PEF-350	
500C / 595C / 695C				
	05/08 -	<-mm-> F19/16- push button	600 + 350 PEF-600 + PEF-350	
GRANDE PUNTO				
	07/07 - 06/10	<-mm-> B- pinch tab	600 + 380 PEF-600 + PEF-380	
PUNTO				
	03/12 -	<-mm-> B- pinch tab	600 + 380 PEF-600 + PEF-380	
PUNTO EVO				
	07/08 - 02/12	<-mm-> B- pinch tab	600 + 380 PEF-600 + PEF-380	
RITMO				
	11/81 - 12/87	<-mm-> U-hook	400 + 400 PEF-400 + PEF-400	400 + 400 PEM-400 + PEM-400
ACURA				
MDX (YD2)				
	04/06 -	<-mm-> U-hook	650 + 530 PEF-650 + PEF-530	650 + 525 PEM-650 + PEM-530
ALFA ROMEO				
6 (119_)				
	04/79 - 12/86	<-mm-> U-hook	500 + 500 PEF-500 + PEF-500	500 + 500 PEM-500 + PEM-500
33 (905_)				
	05/83 - 12/93	<-mm-> U-hook	450 + 450 PEF-450 + PEF-450	450 + 450 PEM-450 + PEM-450
33 (907_)				
	01/90 - 09/94	<-mm-> U-hook	450 + 450 PEF-450 + PEF-450	450 + 450 PEM-450 + PEM-450
33 Sportwagon (905_)				
	01/84 - 12/89	<-mm-> U-hook	450 + 450 PEF-450 + PEF-450	450 + 450 PEM-450 + PEM-450
33 Sportwagon (907_)				
	01/90 - 09/94	<-mm-> U-hook	450 + 450 PEF-450 + PEF-450	450 + 450 PEM-450 + PEM-450
75 (162_)				
	05/85 - 12/92	<-mm-> U-hook	450 + 450 PEF-450 + PEF-450	425 + 425 PEM-430 + PEM-430
		<-mm-> U-hook		475 + 475 PEM-480 + PEM-480
90 (162_)				
	09/84 - 11/87	<-mm-> U-hook	450 + 450 PEF-450 + PEF-450	450 + 450 PEM-450 + PEM-450
145 (930_)				
	07/94 - 01/01	<-mm-> U-hook	550 + 480 PEF-550 + PEF-480	550 + 475 PEM-550 + PEM-480
146 (930_)				
	12/94 - 10/01	<-mm-> U-hook	530 + 480 PEF-530 + PEF-480	550 + 475 PEM-550 + PEM-480
147 (937_)				
	10/00 - 07/05	<-mm-> 9x3		550 + 400 PEM-550 + PEM-400



U-hook



A - side lock



B - pinch tab
G - pinch tab BMW
















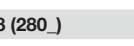



C - new bayonet



F16 - push button
F19 - push button

Wiper Blades

Application Tables – Left Hand Drive Right Hand Drive

		Arm Type	Flat	Standard
ALFA ROMEO <i>Continued</i>				
147 (937_) <i>Continued</i>				
	10/00 - 07/05	<-mm->	550 + 400	
		U-hook	PEF-550 + PEF-400	
	08/05 - 12/10	<-mm->	550 + 400	
		A- side lock	PEF-550 + PEF-400	
155 (167_)				
	01/92 - 12/97	<-mm->	530 + 480	525 + 475
		U-hook	PEF-530 + PEF-480	PEM-530 + PEM-480
156 (932_)				
	09/97 - 10/05	<-mm->	550 + 500	550 + 500
		U-hook	PEF-550 + PEF-500	PEM-550 + PEM-500
156 Sportwagon (932_)				
	02/97 - 05/06	<-mm->	550 + 500	550 + 500
		U-hook	PEF-550 + PEF-500	PEM-550 + PEM-500
159 (939_)				
	06/05 - 12/12	<-mm->	550 + 450	
		A- side lock	PEF-550 + PEF-450	
159 Sportwagon (939_)				
	06/05 - 12/12	<-mm->	550 + 450	
		A- side lock	PEF-550 + PEF-450	
164 (164_)				
	01/87 - 10/98	<-mm->	530 + 530	525 + 525
		U-hook	PEF-530 + PEF-530	PEM-530 + PEM-530
166 (936_)				
	09/98 - 06/07	<-mm->	530 + 480	525 + 475
		U-hook	PEF-530 + PEF-480	PEM-530 + PEM-480
1750-2000 (105_)				
	03/68 - 07/75	<-mm->	400 + 400	400 + 400
		U-hook	PEF-400 + PEF-400	PEM-400 + PEM-400
ALFASUD (901_)				
	06/72 - 06/85	<-mm->	400 + 400	425 + 425
		U-hook	PEF-400 + PEF-400	PEM-430 + PEM-430
ALFASUD Giardinetta (904_)				
	01/78 - 12/81	<-mm->	430 + 430	425 + 425
		U-hook	PEF-430 + PEF-430	PEM-430 + PEM-430
ALFASUD Sprint (902_)				
	09/76 - 12/89	<-mm->	430 + 430	425 + 425
		U-hook	PEF-430 + PEF-430	PEM-430 + PEM-430
ALFETTA (116_)				
	07/74 - 12/84	<-mm->	430 + 430	400 + 400
		U-hook	PEF-430 + PEF-430	PEM-400 + PEM-400
ALFETTA GT (116_)				
	01/74 - 01/86	<-mm->	430 + 430	400 + 400
		U-hook	PEF-430 + PEF-430	PEM-400 + PEM-400
AR 6 (280_)				
	04/85 - 12/89	<-mm->	500 + 500	500 + 500
		U-hook	PEF-500 + PEF-500	PEM-500 + PEM-500
AR 8 (280_)				
	04/78 - 12/89	<-mm->	500 + 500	500 + 500
		U-hook	PEF-500 + PEF-500	PEM-500 + PEM-500
ARNA (920_)				
	03/83 - 12/86	<-mm->	500 + 500	500 + 500
		U-hook	PEF-500 + PEF-500	PEM-500 + PEM-500
BRERA (939_)				
	01/06 - 05/11	<-mm->	550 + 450	
		A- side lock	PEF-550 + PEF-450	



U-hook



A - side lock



B - pinch tab
G - pinch tab BMW





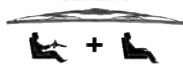












C - new bayonet



F16 - push button
F19 - push button

Wiper Blades

























Application Tables – Left Hand Drive Right Hand Drive

		Arm Type	Flat 	Standard 
ALFA ROMEO <i>Continued</i>				
GIULIA (952_)				
	10/15 -	<-mm-> F19- push button	600 + 450 PEF-600 + PEF-450	
GIULIETTA (101_)				
	01/57 - 12/62	<-mm-> U-hook	400 + 400 PEF-400 + PEF-400	400 + 400 PEM-400 + PEM-400
GIULIETTA (116_)				
	10/77 - 12/85	<-mm-> U-hook	430 + 430 PEF-430 + PEF-430	400 + 400 PEM-400 + PEM-400
GIULIETTA (940_)				
	04/10 - 12/20	<-mm-> F19- push button	600 + 450 PEF-600 + PEF-450	
GIULIETTA Berlina (101_)				
	01/55 - 12/62	<-mm-> U-hook	400 + 400 PEF-400 + PEF-400	400 + 400 PEM-400 + PEM-400
GIULIETTA Spider (101_)				
	01/55 - 12/62	<-mm-> U-hook	400 + 400 PEF-400 + PEF-400	400 + 400 PEM-400 + PEM-400
GIULIETTA Sprint (101_)				
	01/54 - 12/62	<-mm-> U-hook	400 + 400 PEF-400 + PEF-400	400 + 400 PEM-400 + PEM-400
GIULIETTA Sprint Speciale (101_)				
	01/58 - 12/61	<-mm-> U-hook	400 + 400 PEF-400 + PEF-400	400 + 400 PEM-400 + PEM-400
GT (105_)				
	03/63 - 12/77	<-mm-> U-hook	350 + 350 PEF-350 + PEF-350	
GT (937_)				
	11/03 - 07/05	<-mm-> U-hook	550 + 400 PEF-550 + PEF-400	
	11/03 - 12/06	<-mm-> U-hook		550 + 400 PEM-550 + PEM-400
	08/05 - 09/10	<-mm-> A- side lock	550 + 400 PEF-550 + PEF-400	
GTV (116_)				
	01/78 - 02/87	<-mm-> U-hook	430 + 430 PEF-430 + PEF-430	425 + 425 PEM-430 + PEM-430
GTV (916_)				
	09/94 - 10/05	<-mm-> U-hook	500 + 550 PEF-500 + PEF-550	500 + 550 PEM-500 + PEM-550
MITO (955_)				
	08/08 - 10/18	<-mm-> B- pinch tab	650 + 400 PEF-650 + PEF-400	
MONTREAL (105_)				
	12/72 - 03/79	<-mm-> U-hook	430 + 430 PEF-430 + PEF-430	400 + 400 PEM-400 + PEM-400
SPIDER (105_)				
	03/66 - 12/77	<-mm-> U-hook	400 + 400 PEF-400 + PEF-400	400 + 400 PEM-400 + PEM-400
SPIDER (115_)				
	01/71 - 12/93	<-mm-> U-hook	430 + 430 PEF-430 + PEF-430	400 + 400 PEM-400 + PEM-400
SPIDER (916_)				
	09/94 - 04/05	<-mm-> U-hook	550 + 500 PEF-550 + PEF-500	400 + 400 PEM-400 + PEM-400



Wiper Blades

Application Tables – Left Hand Drive Right Hand Drive

		Arm Type	Flat		Standard	
						
ALFA ROMEO <i>Continued</i>						
SPIDER (939_)						
	03/06 - 03/11	<-mm-> A- side lock	550 + 450 PEF-550 + PEF-450			
STELVIO (949_)						
	12/16 -	<-mm-> F19- push button	650 + 450 PEF-650 + PEF-450			
ALPINA						
B3 (E30)						
	09/87 - 06/92	<-mm-> U-hook	500 + 500 PEF-500 + PEF-500		500 + 500 PEM-500 + PEM-500	
B3 Touring (E30)						
	09/87 - 06/92	<-mm-> U-hook	500 + 500 PEF-500 + PEF-500		500 + 500 PEM-500 + PEM-500	
B4 (F32)						
	03/14 -	<-mm-> B- pinch tab	600 + 450 PEF-600 + PEF-450			
B4 (F33)						
	03/14 -	<-mm-> B- pinch tab	600 + 450 PEF-600 + PEF-450			
B6 (E21)						
	03/78 - 03/83	<-mm-> U-hook	450 + 450 PEF-450 + PEF-450		450 + 450 PEM-450 + PEM-450	
B6 (E30)						
	11/83 - 12/90	<-mm-> U-hook	500 + 500 PEF-500 + PEF-500		500 + 500 PEM-500 + PEM-500	
B6 (F12)						
	09/11 - 03/16	<-mm-> A- side lock	650 + 430 PEF-650 + PEF-430			
B6 (F13)						
	09/11 - 03/16	<-mm-> A- side lock	650 + 430 PEF-650 + PEF-430			
B6 Gran (F06)						
	04/14 - 03/16	<-mm-> A- side lock	650 + 430 PEF-650 + PEF-430			
B7 (E24)						
	12/78 - 06/88	<-mm-> U-hook	450 + 450 PEF-450 + PEF-450		450 + 450 PEM-450 + PEM-450	
B7 (E28)						
	04/84 - 12/87	<-mm-> U-hook	450 + 450 PEF-450 + PEF-450		450 + 450 PEM-450 + PEM-450	
B9 (E24)						
	07/82 - 12/85	<-mm-> U-hook	450 + 450 PEF-450 + PEF-450		450 + 450 PEM-450 + PEM-450	
B9 (E28)						
	11/81 - 12/85	<-mm-> U-hook	450 + 450 PEF-450 + PEF-450		450 + 450 PEM-450 + PEM-450	
C1 (E21)						
	03/80 - 07/83	<-mm-> U-hook	450 + 450 PEF-450 + PEF-450		450 + 450 PEM-450 + PEM-450	
C1 (E30)						
	08/83 - 06/88	<-mm-> U-hook	500 + 500 PEF-500 + PEF-500		500 + 500 PEM-500 + PEM-500	
C2 (E30)						
	07/85 - 03/88	<-mm-> U-hook	500 + 500 PEF-500 + PEF-500		500 + 500 PEM-500 + PEM-500	



U-hook



A - side lock



B - pinch tab
G - pinch tab BMW





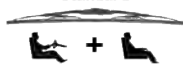















C - new bayonet



F16 - push button
F19 - push button

Wiper Blades
























Application Tables – Left Hand Drive Right Hand Drive

		Arm Type		
ASTON MARTIN				
DB7 Vantage				
	01/94 - 10/03	<-mm->	550 + 550	550 + 550
		U-hook	PEF-550 + PEF-550	PEM-550 + PEM-550
DB7 Volante				
	11/95 - 10/03	<-mm->	550 + 550	550 + 550
		U-hook	PEF-550 + PEF-550	PEM-550 + PEM-550
AUDI				
50 (863)				
	08/74 - 07/78	<-mm->	400 + 400	400 + 400
		U-hook	PEF-400 + PEF-400	PEM-400 + PEM-400
80 B1 (80, 82)				
	05/72 - 07/78	<-mm->	400 + 400	400 + 400
		U-hook	PEF-400 + PEF-400	PEM-400 + PEM-400
80 B2 (811, 813, 814, 819, 853)				
	08/78 - 03/87	<-mm->	530 + 530	400 + 400
		U-hook	PEF-530 + PEF-530	PEM-400 + PEM-400
		<-mm->		450 + 450
		U-hook		PEM-450 + PEM-450
		<-mm->		525 + 525
		U-hook		PEM-530 + PEM-530
80 B3 (893, 894, 8A2)				
	06/86 - 10/91	<-mm->	530 + 500	525 + 525
		U-hook	PEF-530 + PEF-500	PEM-530 + PEM-530
80 B4 (8C2)				
	09/91 - 07/95	<-mm->	530 + 530	525 + 525
		U-hook	PEF-530 + PEF-530	PEM-530 + PEM-530
80 B4 Avant (8C5)				
	09/91 - 01/96	<-mm->	530 + 530	525 + 525
		U-hook	PEF-530 + PEF-530	PEM-530 + PEM-530
90 B2 (813, 814, 853)				
	08/84 - 07/88	<-mm->	530 + 530	525 + 525
		U-hook	PEF-530 + PEF-530	PEM-530 + PEM-530
90 B3 (893, 894, 8A2)				
	04/87 - 09/91	<-mm->	530 + 530	525 + 525
		U-hook	PEF-530 + PEF-530	PEM-530 + PEM-530
100 C1 (801, 803, 805, 807, 811, 813, F104)				
	11/68 - 07/76	<-mm->	400 + 400	400 + 400
		U-hook	PEF-400 + PEF-400	PEM-400 + PEM-400
100 C1 (817)				
	01/70 - 12/76	<-mm->	400 + 400	400 + 400
		U-hook	PEF-400 + PEF-400	PEM-400 + PEM-400
100 C2 (431, 433, 434)				
	06/76 - 09/82	<-mm->	450 + 450	450 + 450
		U-hook	PEF-450 + PEF-450	PEM-450 + PEM-450
100 C2 Avant (435, 436)				
	07/77 - 02/83	<-mm->	450 + 450	450 + 450
		U-hook	PEF-450 + PEF-450	PEM-450 + PEM-450
100 C3 (443, 444)				
	08/82 - 07/91	<-mm->	530 + 530	525 + 525
		U-hook	PEF-530 + PEF-530	PEM-530 + PEM-530
100 C3 Avant (445, 446)				
	08/82 - 11/90	<-mm->	530 + 530	525 + 525
		U-hook	PEF-530 + PEF-530	PEM-530 + PEM-530
100 C4 (4A2)				
	12/90 - 07/94	<-mm->	550 + 550	550 + 550
		U-hook	PEF-550 + PEF-550	PEM-550 + PEM-550



Wiper Blades

Application Tables – Left Hand Drive Right Hand Drive

		Arm Type	Flat 	Standard 
AUDI Continued				
100 C4 Avant (4A5)				
	12/90 - 11/94	<-mm-> U-hook	550 + 550 PEF-550 + PEF-550	550 + 550 PEM-550 + PEM-550
200 C3 (447, 448)				
	06/83 - 12/91	<-mm-> U-hook	530 + 530 PEF-530 + PEF-530	525 + 525 PEM-530 + PEM-530
200 C3 Avant (447, 448)				
	09/83 - 12/91	<-mm-> U-hook	530 + 530 PEF-530 + PEF-530	525 + 525 PEM-530 + PEM-530
A1 (8X1, 8XK)				
	05/10 - 10/18	<-mm-> F16- push button	600 + 380 PEF-600 + PEF-380	
A1 CITY CARVER (GBH)				
	07/19 -	<-mm->	650 + 450 PEF-650 + PEF-450	
A1 Sportback (8XA, 8XF)				
	09/11 - 10/18	<-mm-> F16- push button	600 + 380 PEF-600 + PEF-380	
A1 Sportback (GBA)				
	07/18 -	<-mm-> F16- push button	650 + 450 PEF-650 + PEF-450	
A2 (8Z0)				
	02/00 - 08/05	<-mm-> A- side lock	700 + 700 PEF-700 + PEF-700	
A3 (8V1, 8VK)				
	04/12 - 10/20	<-mm-> F16- push button	650 + 450 PEF-650 + PEF-450	
A3 (8V7, 8VE)				
	10/13 -	<-mm-> F16- push button	650 + 450 PEF-650 + PEF-450	
A3 (8L1)				
	09/96 - 09/06	<-mm-> U-hook	530 + 480 PEF-530 + PEF-480	525 + 475 PEM-530 + PEM-480
A3 (8P1)				
	05/03 - 10/04	<-mm-> A- side lock	600 + 480 PEF-600 + PEF-480	
	11/04 - 12/13	<-mm-> B- pinch tab	600 + 480 PEF-600 + PEF-480	
A3 (8P7)				
	04/08 - 05/13	<-mm-> B- pinch tab	600 + 450 PEF-600 + PEF-450	
A3 Limousine (8VS, 8VM)				
	05/13 -	<-mm-> F16- push button	650 + 450 PEF-650 + PEF-450	
A3 Sportback (8PA)				
	09/04 - 10/04	<-mm-> A- side lock	600 + 480 PEF-600 + PEF-480	
	11/04 - 12/15	<-mm-> B- pinch tab	600 + 480 PEF-600 + PEF-480	
A3 Sportback (8VA, 8VF)				
	09/12 -	<-mm-> F16- push button	650 + 450 PEF-650 + PEF-450	
A4 Allroad B8 (8KH)				
	04/09 - 05/16	<-mm-> F16- push button	600 + 500 PEF-600 + PEF-500	



U-hook



A - side lock



B - pinch tab
G - pinch tab BMW






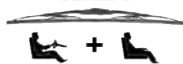


















C - new bayonet



F16 - push button
F19 - push button

Wiper Blades























Application Tables – Left Hand Drive Right Hand Drive

		Arm Type		
AUDI Continued				
A4 Allroad B9 (8WH, 8WJ)				
	01/16 -	<-mm-> F16- push button	600 + 500 PEF-600 + PEF-500	
A4 B5 (8D2)				
	11/94 - 12/01	<-mm-> U-hook	530 + 500 PEF-530 + PEF-500	525 + 500 PEM-530 + PEM-500
A4 B5 Avant (8D5)				
	11/94 - 12/02	<-mm-> U-hook	530 + 500 PEF-530 + PEF-500	525 + 500 PEM-530 + PEM-500
A4 B8 (8K2)				
	08/07 - 12/15	<-mm-> F16- push button	600 + 500 PEF-600 + PEF-500	
A4 B8 Avant (8K5)				
	11/07 - 12/15	<-mm-> F16- push button	600 + 500 PEF-600 + PEF-500	
A4 B9 (8W2, 8WC)				
	05/15 -	<-mm-> F16- push button	600 + 500 PEF-600 + PEF-500	
A4 B9 Avant (8W5, 8WD)				
	08/15 -	<-mm-> F16- push button	600 + 500 PEF-600 + PEF-500	
A5 (8F7)				
	02/09 - 01/17	<-mm-> F16- push button	600 + 530 PEF-600 + PEF-530	
A5 (8T3)				
	06/07 - 01/17	<-mm-> F19/16- push button	600 + 500 PEF-600 + PEF-500	
A5 (F53, F5P)				
	06/16 -	<-mm-> F16- push button	600 + 500 PEF-600 + PEF-500	
A5 (F57, F5E)				
	11/16 -	<-mm-> F16- push button	600 + 500 PEF-600 + PEF-500	
A5 Sportback (8TA)				
	07/07 - 01/17	<-mm-> F16- push button	600 + 500 PEF-600 + PEF-500	
A5 Sportback (F5A, F5F)				
	06/16 -	<-mm-> F16- push button	600 + 500 PEF-600 + PEF-500	
A6 Allroad C7 (4GH, 4GJ)				
	01/12 - 09/18	<-mm-> F16- push button	650 + 530 PEF-650 + PEF-530	
A6 Allroad C8 (4AH)				
	11/18 -	<-mm-> F16- push button	600 + 500 PEF-600 + PEF-500	
A6 C4 (4A2)				
	06/94 - 10/97	<-mm-> U-hook	550 + 530 PEF-550 + PEF-530	550 + 525 PEM-550 + PEM-530
A6 C4 Avant (4A5)				
	06/94 - 12/97	<-mm-> U-hook	550 + 530 PEF-550 + PEF-530	550 + 525 PEM-550 + PEM-530
A6 C5 (4B2)				
	01/97 - 08/01	<-mm-> U-hook	550 + 500 PEF-550 + PEF-500	550 + 500 PEM-550 + PEM-500



Wiper Blades

Application Tables – Left Hand Drive Right Hand Drive

		Arm Type	Flat 	Standard 
AUDI Continued				
A6 C5 Avant (4B5)				
	11/97 - 08/01	<-mm-> U-hook	550 + 500 PEF-550 + PEF-500	550 + 500 PEM-550 + PEM-500
A6 C7 (4G2, 4GC)				
	11/10 - 09/18	<-mm-> F16- push button	650 + 530 PEF-650 + PEF-530	
A6 C7 Avant (4G5, 4GD)				
	05/11 - 09/18	<-mm-> F16- push button	650 + 530 PEF-650 + PEF-530	
A6 C8 (4A2)				
	02/18 -	<-mm-> F16- push button	600 + 500 PEF-600 + PEF-500	
A6 C8 Avant (4A5)				
	05/18 -	<-mm-> F16- push button	600 + 500 PEF-600 + PEF-500	
A7 Sportback (4GA, 4GF)				
	07/10 - 05/18	<-mm-> F16- push button	650 + 530 PEF-650 + PEF-530	
A7 Sportback (4KA)				
	10/17 -	<-mm-> F16- push button	600 + 500 PEF-600 + PEF-500	
A8 D2 (4D2, 4D8)				
	03/94 - 12/05	<-mm-> U-hook	550 + 500 PEF-550 + PEF-500	550 + 500 PEM-550 + PEM-500
A8 D4 (4H2, 4H8, 4HC, 4HL)				
	11/09 - 01/18	<-mm-> F16- push button	650 + 530 PEF-650 + PEF-530	
A8 D5 (4N2, 4N8)				
	06/17 -	<-mm-> F16- push button	650 + 500 PEF-650 + PEF-500	
CABRIOLET B3 (8G7)				
	05/91 - 08/00	<-mm-> U-hook	550 + 530 PEF-550 + PEF-530	550 + 525 PEM-550 + PEM-530
COUPE B2 (81, 855, 856)				
	07/80 - 10/88	<-mm-> U-hook	530 + 530 PEF-530 + PEF-530	525 + 525 PEM-530 + PEM-530
COUPE B3 (89, 8B3)				
	10/88 - 12/96	<-mm-> U-hook	550 + 530 PEF-550 + PEF-530	550 + 525 PEM-550 + PEM-530
E-TRON (GEN)				
	09/18 -	<-mm-> F16- push button	650 + 500 PEF-650 + PEF-500	
Q2 (GAB, GAG)				
	06/16 -	<-mm-> F16- push button	600 + 480 PEF-600 + PEF-480	
Q3 (8UB, 8UG)				
	06/11 - 12/18	<-mm-> F16- push button	600 + 530 PEF-600 + PEF-530	
Q3 (F3B)				
	07/18 -	<-mm-> F16- push button	600 + 500 PEF-600 + PEF-500	
Q3 Sportback (F3N)				
	06/19 -	<-mm-> F16- push button	600 + 500 PEF-600 + PEF-500	



U-hook



A - side lock



B - pinch tab
G - pinch tab BMW







C - new bayonet



F16 - push button
F19 - push button

Wiper Blades

Application Tables – Left Hand Drive Right Hand Drive

		Arm Type	Flat 	Standard 
AUDI Continued				
Q5 (8RB)				
	11/08 - 12/17	<-mm-> F16- push button	600 + 500 PEF-600 + PEF-500	
Q5 (FYB, FYG)				
	05/16 -	<-mm-> F16- push button	600 + 500 PEF-600 + PEF-500	
Q7 (4LB)				
	03/06 - 01/16	<-mm-> B- pinch tab	650 + 600 PEF-650 + PEF-600	
Q7 (4MB, 4MG)				
	01/15 -	<-mm-> F16- push button	700 + 500 PEF-700 + PEF-500	
Q8 (4MN)				
	02/18 -	<-mm-> F16- push button	650 + 500 PEF-650 + PEF-500	
TT (8J3)				
	07/06 - 01/15	<-mm-> B- pinch tab	550 + 530 PEF-550 + PEF-530	
TT (8N3)				
	10/98 - 09/03	<-mm-> U-hook	530 + 530 PEF-530 + PEF-530	525 + 525 PEM-530 + PEM-530
	09/03 - 12/06	<-mm-> A- side lock	530 + 530 PEF-530 + PEF-530	525 + 525 PEM-530 + PEM-530
TT (FV3, FVP)				
	07/14 -	<-mm-> F16- push button	600 + 530 PEF-600 + PEF-530	
TT Roadster (8J9)				
	03/07 - 06/14	<-mm-> B- pinch tab	550 + 530 PEF-550 + PEF-530	
TT Roadster (8N9)				
	10/99 - 09/03	<-mm-> U-hook	530 + 530 PEF-530 + PEF-530	
	10/99 - 12/06	<-mm-> U-hook		525 + 525 PEM-530 + PEM-530
	09/03 - 12/06	<-mm-> A- side lock	530 + 530 PEF-530 + PEF-530	
TT Roadster (FV9, FVR)				
	11/14 -	<-mm-> F16- push button	600 + 530 PEF-600 + PEF-530	
V8 (441, 442, 4C2, 4C8)				
	10/88 - 02/94	<-mm-> U-hook	530 + 530 PEF-530 + PEF-530	525 + 525 PEM-530 + PEM-530
AUSTIN				
METRO I Fastback (XF)				
	10/80 - 04/90	<-mm-> U-hook	400 + 400 PEF-400 + PEF-400	400 + 400 PEM-400 + PEM-400
AUTOBIANCHI				
A 112				
	10/69 - 12/86	<-mm-> U-hook	350 + 350 PEF-350 + PEF-350	350 + 350 PEM-350 + PEM-350
Y10				
	03/85 - 10/95	<-mm-> U-hook	450 PEF-450	



U-hook



A - side lock



B - pinch tab
G - pinch tab BMW

























C - new bayonet



F16 - push button
F19 - push button

Wiper Blades

Application Tables – Left Hand Drive Right Hand Drive

		Arm Type	Flat 	Standard 
BEDFORD				
ASTRAMAX				
	09/85 - 06/90	<-mm-> U-hook	450 + 450 PEF-450 + PEF-450	450 + 450 PEM-450 + PEM-450
ASTRA VAN				
	07/82 - 08/91	<-mm-> U-hook	450 + 450 PEF-450 + PEF-450	450 + 450 PEM-450 + PEM-450
BMW				
1 (E81)				
	09/06 - 09/12	<-mm-> B- pinch tab	500 + 500 PEF-500 + PEF-500	
1 (E82)				
	10/06 - 10/13	<-mm-> B- pinch tab	500 + 500 PEF-500 + PEF-500	
1 (E87)				
	02/03 - 01/13	<-mm-> B- pinch tab	500 + 500 PEF-500 + PEF-500	
1 (E88)				
	12/07 - 12/13	<-mm-> B- pinch tab	500 + 500 PEF-500 + PEF-500	
1 (F20)				
	07/11 - 06/19	<-mm-> B- pinch tab	550 + 450 PEF-550 + PEF-450	
1 (F21)				
	12/11 -	<-mm-> B- pinch tab	550 + 450 PEF-550 + PEF-450	
1 Van (F20)				
	03/15 - 06/19	<-mm-> B- pinch tab	550 + 450 PEF-550 + PEF-450	
2 (F22, F87)				
	10/12 -	<-mm-> B- pinch tab	550 + 450 PEF-550 + PEF-450	
2 (F23)				
	03/14 -	<-mm-> B- pinch tab	550 + 450 PEF-550 + PEF-450	
2 Active Tourer (F45)				
	11/13 -	<-mm-> F19- push button	650 + 480 PEF-650 + PEF-480	
2 Active Tourer Van (F45)				
	11/13 -	<-mm-> F19- push button	650 + 480 PEF-650 + PEF-480	
2 Gran Tourer (F46)				
	07/14 -	<-mm-> F19- push button	650 + 480 PEF-650 + PEF-480	
2 Gran Tourer Van (F46)				
	07/14 -	<-mm-> F19- push button	650 + 480 PEF-650 + PEF-480	
3 (E21)				
	06/75 - 03/84	<-mm-> U-hook	450 + 450 PEF-450 + PEF-450	450 + 450 PEM-450 + PEM-450
3 (E30)				
	09/82 - 11/93	<-mm-> U-hook	500 + 500 PEF-500 + PEF-500	500 + 500 PEM-500 + PEM-500
3 (E36)				
	09/90 - 11/99	<-mm-> U-hook	530 + 500 PEF-530 + PEF-500	525 + 500 PEM-530 + PEM-500



U-hook



A - side lock



B - pinch tab
G - pinch tab BMW























C - new bayonet



F16 - push button
F19 - push button

Wiper Blades

Application Tables – Left Hand Drive Right Hand Drive

		Arm Type	Flat 	Standard 
BMW Continued				
3 (E46)				
	12/97 - 12/07	<-mm-> U-hook	600 + 480 PEF-600 + PEF-480	600 + 475 PEM-600 + PEM-480
3 (E90)				
	02/04 - 09/09	<-mm-> A- side lock	600 + 480 PEF-600 + PEF-480	
	10/09 - 02/12	<-mm-> B- pinch tab	600 + 480 PEF-600 + PEF-480	
3 (E92)				
	01/05 - 09/09	<-mm-> A- side lock	600 + 430 PEF-600 + PEF-430	
	10/09 - 12/13	<-mm-> B- pinch tab	600 + 430 PEF-600 + PEF-430	
3 (E93)				
	05/06 - 09/09	<-mm-> A- side lock	600 + 430 PEF-600 + PEF-430	
	10/09 - 12/13	<-mm-> B- pinch tab	600 + 430 PEF-600 + PEF-430	
3 (F30, F80)				
	11/11 - 10/18	<-mm-> B- pinch tab	600 + 480 PEF-600 + PEF-480	
3 (G20, G80, G28)				
	11/18 -	<-mm-> B- pinch tab	600 + 480 PEF-600 + PEF-480	
3 Compact (E36)				
	01/94 - 08/00	<-mm-> U-hook	500 + 500 PEF-500 + PEF-500	500 + 500 PEM-500 + PEM-500
3 Compact (E46)				
	03/01 - 02/05	<-mm-> U-hook	600 + 480 PEF-600 + PEF-480	600 + 475 PEM-600 + PEM-480
3 Gran Turismo (F34)				
	07/12 -	<-mm-> B- pinch tab	600 + 480 PEF-600 + PEF-480	
3 Touring (E30)				
	07/87 - 10/94	<-mm-> U-hook	500 + 500 PEF-500 + PEF-500	500 + 500 PEM-500 + PEM-500
3 Touring (E36)				
	08/94 - 12/99	<-mm-> U-hook	530 + 500 PEF-530 + PEF-500	525 + 500 PEM-530 + PEM-500
3 Touring (E46)				
	06/99 - 07/05	<-mm-> U-hook	600 + 480 PEF-600 + PEF-480	600 + 475 PEM-600 + PEM-480
3 Touring (E91)				
	12/04 - 09/09	<-mm-> A- side lock	600 + 480 PEF-600 + PEF-480	
	10/09 - 12/12	<-mm-> B- pinch tab	600 + 480 PEF-600 + PEF-480	
3 Touring (F31)				
	07/12 - 06/19	<-mm-> B- pinch tab	600 + 480 PEF-600 + PEF-480	
3 Touring (G21, G81)				
	07/19 -	<-mm-> B- pinch tab	600 + 480 PEF-600 + PEF-480	
3 Touring Van (F31)				
	07/12 - 06/19	<-mm-> B- pinch tab	600 + 480 PEF-600 + PEF-480	



U-hook



A - side lock



B - pinch tab
G - pinch tab BMW

























C - new bayonet



F16 - push button
F19 - push button

Wiper Blades

Application Tables – Left Hand Drive Right Hand Drive

		Arm Type	Flat 	Standard 
BMW Continued				
3 Touring Van (G21)				
	07/19 -	<-mm-> B- pinch tab	600 + 480 PEF-600 + PEF-480	
4 (F32, F82)				
	07/13 -	<-mm-> B- pinch tab	600 + 450 PEF-600 + PEF-450	
4 (F33, F83)				
	10/13 -	<-mm-> B- pinch tab	600 + 450 PEF-600 + PEF-450	
4 (G22, G82)				
	07/20 -	<-mm-> B- pinch tab	600 + 450 PEF-600 + PEF-450	
4 Gran (F36)				
	03/14 -	<-mm-> B- pinch tab	600 + 450 PEF-600 + PEF-450	
5 (E12)				
	03/72 - 08/81	<-mm-> U-hook	450 + 450 PEF-450 + PEF-450	450 + 450 PEM-450 + PEM-450
5 (E28)				
	05/81 - 12/87	<-mm-> U-hook	450 + 450 PEF-450 + PEF-450	450 + 450 PEM-450 + PEM-450
5 (E60)				
	12/01 - 03/10	<-mm-> G- pinch tab BMW	600 + 550 PEF-600 + PEF-550	
5 (F10)				
	01/09 - 10/16	<-mm-> A- side lock	650 + 450 PEF-650 + PEF-450	
5 (G30, F90)				
	09/16 -	<-mm-> F19- push button	650 + 480 PEF-650 + PEF-480	
5 Gran Turismo (F07)				
	01/09 - 02/17	<-mm-> A- side lock	650 + 480 PEF-650 + PEF-480	
5 Touring (E61)				
	03/04 - 12/10	<-mm-> G- pinch tab BMW	600 + 550 PEF-600 + PEF-550	
5 Touring (F11)				
	11/09 - 02/17	<-mm-> A- side lock	650 + 450 PEF-650 + PEF-450	
5 Touring (G31)				
	03/17 -	<-mm-> F19- push button	650 + 480 PEF-650 + PEF-480	
5 Touring Van (G31)				
	03/17 -	<-mm-> F19- push button	650 + 480 PEF-650 + PEF-480	
6 (E24)				
	10/75 - 04/89	<-mm-> U-hook	450 + 450 PEF-450 + PEF-450	450 + 450 PEM-450 + PEM-450
6 (E63)				
	09/03 - 12/10	<-mm-> G- pinch tab BMW	600 + 600 PEF-600 + PEF-600	
6 (E64)				
	03/04 - 12/10	<-mm-> G- pinch tab BMW	600 + 600 PEF-600 + PEF-600	



U-hook



A - side lock



B - pinch tab
G - pinch tab BMW


























C - new bayonet



F16 - push button
F19 - push button

Wiper Blades






















Application Tables – Left Hand Drive Right Hand Drive

		Arm Type	Flat 	Standard 
BMW Continued				
	12/10 - 06/18	<-mm-> A- side lock	650 + 430 PEF-650 + PEF-430	
	07/11 - 10/17	<-mm-> A- side lock	650 + 430 PEF-650 + PEF-430	
	03/12 - 10/18	<-mm-> A- side lock	650 + 430 PEF-650 + PEF-430	
	06/17 -	<-mm-> F19- push button	650 + 450 PEF-650 + PEF-450	
	05/77 - 04/88	<-mm-> U-hook	450 + 450 PEF-450 + PEF-450	450 + 450 PEM-450 + PEM-450
	02/08 - 12/15	<-mm-> A- side lock	650 + 480 PEF-650 + PEF-480	
	07/15 -	<-mm-> F19- push button	650 + 480 PEF-650 + PEF-480	
	03/09 - 06/15	<-mm-> B- pinch tab	600 + 450 PEF-600 + PEF-450	
	11/14 -	<-mm-> F16- push button	650 + 400 PEF-650 + PEF-400	
	01/03 - 12/11	<-mm-> U-hook	550 + 500 PEF-550 + PEF-500	550 + 500 PEM-550 + PEM-500
	09/10 - 08/17	<-mm-> A- side lock	650 + 500 PEF-650 + PEF-500	
	05/13 - 03/18	<-mm-> A- side lock	650 + 500 PEF-650 + PEF-500	
	01/00 - 12/06	<-mm-> U-hook	600 + 530 PEF-600 + PEF-530	600 + 525 PEM-600 + PEM-530
	02/06 - 10/11	<-mm-> A- side lock	600 + 500 PEF-600 + PEF-500	
	10/11 - 07/13	<-mm-> F19/16- push button	600 + 500 PEF-600 + PEF-500	
	08/13 - 07/18	<-mm-> U-hook	600 + 500 PEF-600 + PEF-500	600 + 500 PEM-600 + PEM-500
	08/18 -	<-mm-> F19- push button	650 + 500 PEF-650 + PEF-500	
	11/19 -	<-mm-> F19- push button	650 + 500 PEF-650 + PEF-500	
	06/07 - 10/11	<-mm-> A- side lock	600 + 500 PEF-600 + PEF-500	



Wiper Blades

Application Tables – Left Hand Drive Right Hand Drive

		Arm Type	Flat		Standard	
						
BMW Continued						
X6 (E71, E72) Continued						
	10/11 - 07/14	<-mm-> F19- push button	600 + 500 PEF-600 + PEF-500			
X6 (F16, F86)						
	08/14 - 07/19	<-mm-> U-hook	600 + 500 PEF-600 + PEF-500		600 + 500 PEM-600 + PEM-500	
X6 (G06, F96)						
	08/19 -	<-mm-> F19- push button	650 + 500 PEF-650 + PEF-500			
X7 (G07)						
	03/19 -	<-mm-> F19- push button	650 + 500 PEF-650 + PEF-500			
Z1 Roadster						
	06/88 - 06/91	<-mm-> U-hook	500 + 500 PEF-500 + PEF-500		500 + 500 PEM-500 + PEM-500	
Z3 (E36)						
	04/97 - 06/03	<-mm-> U-hook	500 + 500 PEF-500 + PEF-500		500 + 500 PEM-500 + PEM-500	
Z3 Roadster (E36)						
	10/95 - 01/03	<-mm-> U-hook	500 + 500 PEF-500 + PEF-500		500 + 500 PEM-500 + PEM-500	
Z4 (E86)						
	03/06 - 01/09	<-mm-> U-hook	530 + 500 PEF-530 + PEF-500		525 + 500 PEM-530 + PEM-500	
Z4 Roadster (E85)						
	09/02 - 12/09	<-mm-> U-hook	530 + 500 PEF-530 + PEF-500		525 + 500 PEM-530 + PEM-500	
Z4 Roadster (E89)						
	02/09 - 08/16	<-mm-> U-hook	530 + 530 PEF-530 + PEF-530		525 + 525 PEM-530 + PEM-530	
Z4 Roadster (G29)						
	11/18 -	<-mm-> F19- push button	600 + 530 PEF-600 + PEF-530			
Z8 Roadster (E52)						
	01/00 - 12/03	<-mm-> U-hook	530 + 530 PEF-530 + PEF-530		525 + 525 PEM-530 + PEM-530	
BOGDAN						
2110						
	01/10 - 12/14	<-mm-> U-hook	500 + 500 PEF-500 + PEF-500		500 + 500 PEM-500 + PEM-500	
2111						
	01/10 - 12/14	<-mm-> U-hook	500 + 500 PEF-500 + PEF-500		500 + 500 PEM-500 + PEM-500	
2310						
	01/10 - 12/14	<-mm-> U-hook	500 + 500 PEF-500 + PEF-500		500 + 500 PEM-500 + PEM-500	
BYD						
F3						
	03/05 -	<-mm-> U-hook	600 + 400 PEF-600 + PEF-400		600 + 400 PEM-600 + PEM-400	
F3R						
	04/07 -	<-mm-> U-hook	600 + 400 PEF-600 + PEF-400		600 + 400 PEM-600 + PEM-400	



U-hook



A - side lock



B - pinch tab
G - pinch tab BMW




C - new bayonet



F16 - push button
F19 - push button

Wiper Blades

Application Tables – Left Hand Drive Right Hand Drive

		Arm Type	Flat 	Standard 
CADILLAC				
BLS				
	04/06 - 01/08	<-mm->	550 + 550	
		U-hook	PEF-550 + PEF-550	
	04/06 -	<-mm->		550 + 550
		U-hook		PEM-550 + PEM-550
01/08 -	<-mm->	550 + 550		
	B- pinch tab	PEF-550 + PEF-550		
CTS				
	03/02 - 12/07	<-mm->	+ 530	+ 525
		U-hook	+ PEF-530	+ PEM-530
	03/02 -	<-mm->	550	550
		U-hook	PEF-550	PEM-550
	07/07 -	<-mm->	+ 480	+ 475
		U-hook	+ PEF-480	+ PEM-480
ESCALADE				
	10/98 - 12/06	<-mm->	+ 550	+ 550
		U-hook	+ PEF-550	+ PEM-550
	10/98 -	<-mm->	550	550
		U-hook	PEF-550	PEM-550
	10/06 -	<-mm->	+ 530	+ 525
		U-hook	+ PEF-530	+ PEM-530
SRX				
	09/03 - 12/09	<-mm->	550 + 530	550 + 525
		U-hook	PEF-550 + PEF-530	PEM-550 + PEM-530
	01/09 -	<-mm->	650 + 400	
		F19- push button	PEF-650 + PEF-400	
CHANGAN				
CS35				
	10/12 -	<-mm->	600 + 450	
		U-hook	PEF-600 + PEF-450	
CHERY				
A1				
	08/06 -	<-mm->	550 + 400	550 + 400
		U-hook	PEF-550 + PEF-400	PEM-550 + PEM-400
A3				
	09/08 - 12/15	<-mm->	530 + 480	525 + 475
		U-hook	PEF-530 + PEF-480	PEM-530 + PEM-480
A5				
	06/04 -	<-mm->	550 + 500	550 + 500
		U-hook	PEF-550 + PEF-500	PEM-550 + PEM-500
QQ3				
	06/03 -	<-mm->	530 + 400	525 + 400
		U-hook	PEF-530 + PEF-400	PEM-530 + PEM-400
QQ6				
	09/06 -	<-mm->	500 + 500	500 + 500
		U-hook	PEF-500 + PEF-500	PEM-500 + PEM-500
TIGGO				
	03/02 -	<-mm->	600 + 480	600 + 475
		U-hook	PEF-600 + PEF-480	PEM-600 + PEM-480
CHEVROLET				
ALERO				
	03/99 - 09/04	<-mm->	550 + 430	550 + 425
		U-hook	PEF-550 + PEF-430	PEM-550 + PEM-430
ASTRO				
	10/84 - 05/05	<-mm->	450 + 450	450 + 450
		U-hook	PEF-450 + PEF-450	PEM-450 + PEM-450



U-hook



A - side lock



B - pinch tab
G - pinch tab BMW









C - new bayonet



F16 - push button
F19 - push button

Wiper Blades

Application Tables – Left Hand Drive Right Hand Drive

		Arm Type	Flat		Standard	
						
CHEVROLET <i>Continued</i>						
AVALANCHE						
	10/00 - 12/13	<-mm-> U-hook	550 + 550 PEF-550 + PEF-550		550 + 550 PEM-550 + PEM-550	
AVEO (T300)						
	03/11 -	<-mm-> B- pinch tab	650 + 380 PEF-650 + PEF-380			
AVEO / KALOS (T200)						
	01/03 - 12/08	<-mm-> U-hook	550 + 400 PEF-550 + PEF-400		550 + 400 PEM-550 + PEM-400	
AVEO / KALOS (T250, T255)						
	03/05 -	<-mm-> U-hook	550 + 400 PEF-550 + PEF-400		550 + 400 PEM-550 + PEM-400	
BERETTA (1_37)						
	01/87 - 12/96	<-mm-> U-hook	480 + 480 PEF-480 + PEF-480		475 + 475 PEM-480 + PEM-480	
BLAZER S10						
	09/82 - 12/94	<-mm-> U-hook	400 + 400 PEF-400 + PEF-400		400 + 400 PEM-400 + PEM-400	
	10/93 - 09/05	<-mm-> U-hook	530 + 500 PEF-530 + PEF-500		525 + 500 PEM-530 + PEM-500	
C2500						
	10/96 - 12/01	<-mm-> U-hook	450 + 450 PEF-450 + PEF-450		450 + 450 PEM-450 + PEM-450	
CAPRICE						
	09/76 - 12/90	<-mm-> U-hook	450 + 450 PEF-450 + PEF-450		450 + 450 PEM-450 + PEM-450	
CAPTIVA (C100, C140)						
	06/06 -	<-mm-> U-hook	600 + 400 PEF-600 + PEF-400		600 + 400 PEM-600 + PEM-400	
CAVALIER						
	10/91 - 09/03	<-mm-> U-hook	550 + 430 PEF-550 + PEF-430		550 + 425 PEM-550 + PEM-430	
COBALT						
	01/11 -	<-mm-> U-hook	650 + 400 PEF-650 + PEF-400		650 + 400 PEM-650 + PEM-400	
CORSA						
	03/94 - 12/10	<-mm-> U-hook	450 + 450 PEF-450 + PEF-450		450 + 450 PEM-450 + PEM-450	
CORSICA (1_69)						
	01/87 - 12/96	<-mm-> U-hook	480 + 480 PEF-480 + PEF-480		475 + 475 PEM-480 + PEM-480	
CORVETTE						
	09/82 - 12/97	<-mm-> U-hook	530 + 530 PEF-530 + PEF-530		525 + 525 PEM-530 + PEM-530	
	01/97 - 12/04	<-mm-> U-hook	550 + 550 PEF-550 + PEF-550		550 + 550 PEM-550 + PEM-550	
CORVETTE (C6)						
	09/04 -	<-mm-> U-hook	530 + 530 PEF-530 + PEF-530		525 + 525 PEM-530 + PEM-530	
CRUZE (J300)						
	05/09 -	<-mm-> U-hook	600 + 450 PEF-600 + PEF-450		600 + 450 PEM-600 + PEM-450	
CRUZE (J305)						
	12/10 -	<-mm-> U-hook	600 + 450 PEF-600 + PEF-450		600 + 450 PEM-600 + PEM-450	



U-hook



A - side lock



B - pinch tab
G - pinch tab BMW





C - new bayonet



F16 - push button
F19 - push button

Wiper Blades

Application Tables – Left Hand Drive Right Hand Drive

		Arm Type	Flat 	Standard 
CHEVROLET <i>Continued</i>				
CRUZE Station Wagon (J308)				
	08/12 -	<-mm-> U-hook	600 + 450 PEF-600 + PEF-450	600 + 450 PEM-600 + PEM-450
EPICA (KL1)				
	06/04 - 12/11	<-mm-> U-hook	550 + 500 PEF-550 + PEF-500	550 + 500 PEM-550 + PEM-500
EQUINOX				
	04/03 - 12/09	<-mm-> U-hook	600 + 480 PEF-600 + PEF-480	600 + 475 PEM-600 + PEM-480
EVANDA				
	03/05 -	<-mm-> U-hook	550 + 500 PEF-550 + PEF-500	550 + 500 PEM-550 + PEM-500
IMPALA				
	01/99 - 12/05	<-mm-> U-hook	600 + 600 PEF-600 + PEF-600	600 + 600 PEM-600 + PEM-600
LACETTI (J200)				
	03/03 -	<-mm-> U-hook	550 + 480 PEF-550 + PEF-480	550 + 475 PEM-550 + PEM-480
LANOS				
	11/05 - 12/18	<-mm-> U-hook	480 + 480 PEF-480 + PEF-480	475 + 475 PEM-480 + PEM-480
LUMINA				
	09/94 - 12/01	<-mm-> U-hook	550 + 550 PEF-550 + PEF-550	550 + 550 PEM-550 + PEM-550
LUMINA APV				
	09/88 - 12/96	<-mm-> U-hook	600 + 600 PEF-600 + PEF-600	600 + 600 PEM-600 + PEM-600
MALIBU				
	09/77 - 12/83	<-mm-> U-hook		475 + 600 PEM-480 + PEM-600
	09/77 - 09/03	<-mm-> U-hook	480 + 600 PEF-480 + PEF-600	
	08/96 - 09/03	<-mm-> U-hook		550 + 475 PEM-550 + PEM-480
	10/03 - 12/07	<-mm-> U-hook	480 + 600 PEF-480 + PEF-600	
	10/03 - 12/08	<-mm-> U-hook	550 + 480 PEF-550 + PEF-480	550 + 475 PEM-550 + PEM-480
MALIBU (V300)				
	01/12 -	<-mm-> U-hook	600 + 480 PEF-600 + PEF-480	600 + 475 PEM-600 + PEM-480
MATIZ (M200, M250)				
	03/05 -	<-mm-> U-hook	550 + 350 PEF-550 + PEF-350	550 + 375 PEM-550 + PEM-380
MONTE CARLO				
	09/72 - 12/88	<-mm-> U-hook	400 + 400 PEF-400 + PEF-400	400 + 400 PEM-400 + PEM-400
NIVA (2123)				
	09/02 -	<-mm-> U-hook	550 + 350 PEF-550 + PEF-350	550 + 350 PEM-550 + PEM-350
NUBIRA				
	01/05 - 12/11	<-mm-> U-hook	550 + 480 PEF-550 + PEF-480	550 + 475 PEM-550 + PEM-480
ORLANDO (J309)				
	12/10 -	<-mm-> U-hook	600 + 480 PEF-600 + PEF-480	600 + 475 PEM-600 + PEM-480



U-hook



A - side lock



B - pinch tab
G - pinch tab BMW



















C - new bayonet



F16 - push button
F19 - push button

Wiper Blades

Application Tables – Left Hand Drive Right Hand Drive

		Arm Type	Flat 	Standard 
CHEVROLET <i>Continued</i>				
REZZO (U100)				
	03/05 -	<-mm-> U-hook	600 + 450 PEF-600 + PEF-450	600 + 475 PEM-600 + PEM-480
S10 Pick Up				
	09/81 - 09/91	<-mm-> U-hook	400 PEF-400	400 + 400 PEM-400 + PEM-400
SILVERADO 1500				
	09/97 - 12/07	<-mm-> U-hook		550 + 550 PEM-550 + PEM-550
	09/97 -	<-mm-> U-hook	550 + 550 PEF-550 + PEF-550	
SILVERADO 1500 Standard Cab				
	09/07 - 12/13	<-mm-> U-hook	550 + 550 PEF-550 + PEF-550	
SPARK				
	05/05 -	<-mm-> U-hook	550 + 350 PEF-550 + PEF-350	550 + 350 PEM-550 + PEM-350
SPARK (M150)				
	09/00 - 12/06	<-mm-> U-hook	350 + 550 PEF-350 + PEF-550	525 + 400 PEM-530 + PEM-400
SPARK (M300)				
	12/09 -	<-mm-> U-hook	550 + 350 PEF-550 + PEF-350	600 + 350 PEM-600 + PEM-350
SUBURBAN				
	10/91 - 04/00	<-mm-> U-hook	450 + 450 PEF-450 + PEF-450	450 + 450 PEM-450 + PEM-450
TAHOE (B2W)				
	09/99 - 12/06	<-mm-> U-hook	550 + 550 PEF-550 + PEF-550	550 + 550 PEM-550 + PEM-550
TAHOE (GMT400)				
	10/94 - 12/99	<-mm-> U-hook	450 + 450 PEF-450 + PEF-450	450 + 450 PEM-450 + PEM-450
TAHOE (GMT900)				
	01/07 - 07/14	<-mm-> U-hook	550 + 550 PEF-550 + PEF-550	550 + 550 PEM-550 + PEM-550
TAHOE (K2UC)				
	07/14 -	<-mm-> U-hook	550 + 550 PEF-550 + PEF-550	550 + 550 PEM-550 + PEM-550
TRAILBLAZER (KC.)				
	09/01 - 12/09	<-mm-> U-hook	550 + 530 PEF-550 + PEF-530	550 + 525 PEM-550 + PEM-530
TRANS SPORT				
	08/96 - 09/05	<-mm-> U-hook	600 + 600 PEF-600 + PEF-600	600 + 600 PEM-600 + PEM-600
TRAX				
	12/12 -	<-mm-> F19- push button	650 + 350 PEF-650 + PEF-350	
VECTRA				
	03/96 - 11/06	<-mm-> U-hook	480 + 480 PEF-480 + PEF-480	475 + 475 PEM-480 + PEM-480
VOLT				
	04/11 -	<-mm-> F19- push button	650 + 650 PEF-650 + PEF-650	
ZAFIRA (F75)				
	02/99 - 12/12	<-mm-> U-hook	600 + 600 PEF-600 + PEF-600	600 + 600 PEM-600 + PEM-600



U-hook



A - side lock



B - pinch tab
G - pinch tab BMW


















C - new bayonet



F16 - push button
F19 - push button

Wiper Blades

Application Tables – Left Hand Drive Right Hand Drive

		Arm Type	Flat 	Standard 
CHRYSLER				
300C				
	09/10 -	<-mm-> U-hook	600 + 500 PEF-600 + PEF-500	600 + 500 PEM-600 + PEM-500
300C (LX, LE)				
	09/04 -	<-mm-> U-hook	550 + 550 PEF-550 + PEF-550	550 + 550 PEM-550 + PEM-550
300C Touring (LX, LE)				
	09/04 - 12/10	<-mm-> U-hook	550 + 550 PEF-550 + PEF-550	550 + 550 PEM-550 + PEM-550
300M (LR)				
	07/98 - 09/04	<-mm-> U-hook	600 + 480 PEF-600 + PEF-480	600 + 475 PEM-600 + PEM-480
CONCORDE				
	09/92 - 09/97	<-mm-> U-hook	600 + 550 PEF-600 + PEF-550	600 + 550 PEM-600 + PEM-550
	10/97 - 12/04	<-mm-> U-hook	550 + 600 PEF-550 + PEF-600	550 + 600 PEM-550 + PEM-600
CROSSFIRE				
	07/03 - 12/08	<-mm-> U-hook	550 + 500 PEF-550 + PEF-500	550 + 500 PEM-550 + PEM-500
CROSSFIRE Roadster				
	05/04 - 12/08	<-mm-> U-hook	550 + 500 PEF-550 + PEF-500	550 + 500 PEM-550 + PEM-500
DAYTONA				
	10/84 - 10/92	<-mm-> U-hook	450 + 450 PEF-450 + PEF-450	450 + 450 PEM-450 + PEM-450
GRAND VOYAGER V (RT)				
	10/07 -	<-mm-> U-hook	650 + 500 PEF-650 + PEF-500	700 + 700 PEM-700 + PEM-700
LE BARON				
	09/76 - 01/97	<-mm-> U-hook	450 + 450 PEF-450 + PEF-450	450 + 450 PEM-450 + PEM-450
NEON (PL)				
	05/94 - 09/00	<-mm-> U-hook	530 + 450 PEF-530 + PEF-450	525 + 450 PEM-530 + PEM-450
NEON II				
	08/99 - 12/06	<-mm-> U-hook	550 + 480 PEF-550 + PEF-480	550 + 475 PEM-550 + PEM-480
PT CRUISER				
	06/00 - 12/10	<-mm-> U-hook	530 + 500 PEF-530 + PEF-500	525 + 500 PEM-530 + PEM-500
PT CRUISER (PT_)				
	06/00 - 12/10	<-mm-> U-hook	530 + 500 PEF-530 + PEF-500	525 + 500 PEM-530 + PEM-500
SEBRING (FJ)				
	05/95 - 09/00	<-mm-> U-hook	550 + 550 PEF-550 + PEF-550	550 + 550 PEM-550 + PEM-550
SEBRING (JR)				
	09/00 - 06/07	<-mm-> U-hook	550 + 530 PEF-550 + PEF-530	550 + 525 PEM-550 + PEM-530
SEBRING (JS)				
	09/06 - 12/10	<-mm-> U-hook	600 + 530 PEF-600 + PEF-530	600 + 525 PEM-600 + PEM-530



U-hook



A - side lock



B - pinch tab
G - pinch tab BMW

























C - new bayonet



F16 - push button
F19 - push button

Wiper Blades

Application Tables – Left Hand Drive Right Hand Drive

		Arm Type	Flat		Standard	
						
CHRYSLER <i>Continued</i>						
STRATUS (JA)						
	09/94 - 04/01	<-mm->	550 + 530		550 + 525	
		U-hook	PEF-550 + PEF-530		PEM-550 + PEM-530	
STRATUS (JX)						
	04/96 - 04/01	<-mm->	550 + 530		550 + 525	
		U-hook	PEF-550 + PEF-530		PEM-550 + PEM-530	
VIPER						
	10/91 - 12/98	<-mm->	450 + 450		450 + 450	
		U-hook	PEF-450 + PEF-450		PEM-450 + PEM-450	
VISION						
	09/93 - 12/97	<-mm->			600	
		U-hook			PEM-600	
VOYAGER / GRAND VOYAGER III (GS_, NS_)						
	01/95 - 03/01	<-mm->	650 + 650		700 + 700	
		U-hook	PEF-650 + PEF-650		PEM-700 + PEM-700	
VOYAGER I (AS)						
	08/84 - 09/90	<-mm->	450 + 450		450 + 450	
		U-hook	PEF-450 + PEF-450		PEM-450 + PEM-450	
VOYAGER II (ES)						
	08/90 - 09/95	<-mm->	450 + 450		450 + 450	
		U-hook	PEF-450 + PEF-450		PEM-450 + PEM-450	
VOYAGER IV (RG, RS)						
	09/99 - 12/08	<-mm->	700 + 700		700 + 700	
		U-hook	PEF-700 + PEF-700		PEM-700 + PEM-700	
CITROËN						
AX (ZA_)						
	07/86 - 12/98	<-mm->	550			
		U-hook	PEF-550			
BERLINGO (B9)						
	04/08 -	<-mm->	650 + 400			
		F19- push button	PEF-650 + PEF-400			
BERLINGO (ER_, EC_)						
	06/18 -	<-mm->	600 + 430			
		F19- push button	PEF-600 + PEF-430			
BERLINGO (K9)						
	06/18 -	<-mm->	600 + 430			
		F19- push button	PEF-600 + PEF-430			
BERLINGO / BERLINGO FIRST (M_)						
	07/96 - 05/08	<-mm->	550 + 550			
		U-hook	PEF-550 + PEF-550			
	07/96 - 12/11	<-mm->			550 + 550	
		U-hook			PEM-550 + PEM-550	
	05/08 - 12/11	<-mm->	550 + 550			
		F19/16- push button	PEF-550 + PEF-550			
BERLINGO / BERLINGO FIRST (MF_, GJK_, GFK_)						
	07/96 - 05/08	<-mm->	550 + 550			
		U-hook	PEF-550 + PEF-550			
	07/96 - 12/11	<-mm->			550 + 550	
		U-hook			PEM-550 + PEM-550	
	05/08 - 12/11	<-mm->	550 + 550			
		F19/16- push button	PEF-550 + PEF-550			
BERLINGO MULTISPACE (B9)						
	04/08 -	<-mm->	650 + 400			
		F19- push button	PEF-650 + PEF-400			
BX (XB_)						
	10/82 - 12/94	<-mm->	500		500	
		U-hook	PEF-500		PEM-500	



U-hook



A - side lock



B - pinch tab
G - pinch tab BMW














C - new bayonet



F16 - push button
F19 - push button

Wiper Blades


Application Tables – Left Hand Drive Right Hand Drive

		Arm Type	Flat 	Standard 
CITROËN <i>Continued</i>				
BX Break (XB-)				
	04/83 - 12/94	<-mm-> U-hook	500 PEF-500	500 PEM-500
C1 (PM-, PN-)				
	06/05 - 09/14	<-mm-> U-hook	650 PEF-650	650 PEM-650
C1 II (PA-, PS-)				
	04/14 -	<-mm-> B- pinch tab	650 PEF-650	
C2 (JM-)				
	07/03 - 09/17	<-mm-> U-hook	600 + 450 PEF-600 + PEF-450	600 + 450 PEM-600 + PEM-450
C3 AIRCROSS II (2R-, 2C-)				
	06/17 -	<-mm-> C- new bayonet	650 + 400 PEF-650 + PEF-400	
C3 AIRCROSS II Van (2C-, 2R-)				
	06/17 -	<-mm-> C- new bayonet	650 + 400 PEF-650 + PEF-400	
C3 I (FC-, FN-)				
	02/02 -	<-mm-> U-hook	600 + 450 PEF-600 + PEF-450	600 + 450 PEM-600 + PEM-450
C3 II (SC-)				
	09/09 -	<-mm-> C- new bayonet	650 + 400 PEF-650 + PEF-400	
C3 III (SX)				
	07/16 -	<-mm-> F19- push button	650 + 400 PEF-650 + PEF-400	
C3 III Van (SX-, SY-)				
	07/16 -	<-mm-> F19- push button	650 + 400 PEF-650 + PEF-400	
C3 PICASSO (SH-)				
	02/09 - 04/10	<-mm-> F19- push button	600 + 400 PEF-600 + PEF-400	
	04/10 -	<-mm-> C- new bayonet	600 + 400 PEF-600 + PEF-400	
C3 Pluriel (HB-)				
	05/03 -	<-mm-> U-hook	550 + 450 PEF-550 + PEF-450	550 + 450 PEM-550 + PEM-450
C4 (LA-)				
	11/04 - 12/13	<-mm-> B- pinch tab	700 + 600 PEF-700 + PEF-600	
C4 AIRCROSS				
	08/10 -	<-mm-> U-hook	600 + 530 PEF-600 + PEF-530	600 + 525 PEM-600 + PEM-530
C4 CACTUS				
	09/14 -	<-mm-> C- new bayonet	650 + 430 PEF-650 + PEF-430	
C4 I				
	07/06 -	<-mm-> B- pinch tab	700 + 600 PEF-700 + PEF-600	
C4 I (LC-)				
	11/04 - 11/14	<-mm-> B- pinch tab	700 + 600 PEF-700 + PEF-600	
C4 III (BA-, BB-, BC-)				
	10/20 -	<-mm-> F19- push button	600 + 400 PEF-600 + PEF-400	



Wiper Blades

Application Tables – Left Hand Drive Right Hand Drive

		Arm Type	Flat 	Standard 
CITROËN <i>Continued</i>				
C4 SPACETOURER (3D_)				
	04/18 -	<-mm-> F19- push button	700 + 700 PEF-700 + PEF-700	
C4 SPACETOURER Van (3D_)				
	04/18 -	<-mm-> F19- push button	700 + 700 PEF-700 + PEF-700	
C5 AIRCROSS				
	11/18 -	<-mm-> F16- push button	700 + 400 PEF-700 + PEF-400	
C5 I (DC_)				
	03/01 - 11/03	<-mm-> U-hook	650 + 480 PEF-650 + PEF-480	650 + 475 PEM-650 + PEM-480
	12/03 - 03/05	<-mm-> A- side lock	650 + 480 PEF-650 + PEF-480	
C5 I Break (DE_)				
	06/01 - 11/03	<-mm-> U-hook	650 + 480 PEF-650 + PEF-480	650 + 475 PEM-650 + PEM-480
	12/03 - 09/04	<-mm-> A- side lock	650 + 480 PEF-650 + PEF-480	
C5 II (RC_)				
	08/04 -	<-mm-> A- side lock	650 + 450 PEF-650 + PEF-450	
C5 II Break (RE_)				
	09/04 -	<-mm-> A- side lock	650 + 450 PEF-650 + PEF-450	
C5 III (RD_)				
	02/08 -	<-mm-> B- pinch tab	700 + 550 PEF-700 + PEF-550	
C5 III Break (RW_)				
	02/08 -	<-mm-> B- pinch tab	700 + 550 PEF-700 + PEF-550	
C6 (TD_)				
	09/05 - 12/12	<-mm-> A- side lock	700 + 700 PEF-700 + PEF-700	
C8 (EA_, EB_)				
	06/02 -	<-mm-> U-hook	650 + 650 PEF-650 + PEF-650	650 + 650 PEM-650 + PEM-650
C15				
	04/87 - 08/00	<-mm-> U-hook	400 PEF-400	
C15 (VD_)				
	10/84 - 10/06	<-mm-> U-hook	400 + 400 PEF-400 + PEF-400	400 + 400 PEM-400 + PEM-400
C15 (VDPD)				
	11/92 - 10/02	<-mm-> U-hook	450 PEF-450	
C25 (280_, 290_)				
	07/81 - 02/94	<-mm-> U-hook	500 + 380 PEF-500 + PEF-380	500 + 500 PEM-500 + PEM-500
	07/81 - 07/94	<-mm-> U-hook	500 + 500 PEF-500 + PEF-500	500 + 500 PEM-500 + PEM-500
C35				
	11/73 - 01/94	<-mm-> U-hook	500 + 500 PEF-500 + PEF-500	500 + 500 PEM-500 + PEM-500



U-hook



A - side lock



B - pinch tab
G - pinch tab BMW

























C - new bayonet



F16 - push button
F19 - push button

Wiper Blades

Application Tables – Left Hand Drive Right Hand Drive

		Arm Type	Flat 	Standard 
CITROËN <i>Continued</i>				
C-CROSSER (VU_, VV_)				
	02/07 -	<-mm-> U-hook	600 + 530 PEF-600 + PEF-530	600 + 525 PEM-600 + PEM-530
C-CROSSER ENTERPRISE (VU_, VV_)				
	01/09 -	<-mm-> U-hook	530 + 600 PEF-530 + PEF-600	525 + 600 PEM-530 + PEM-600
C-ELYSEE (DD_)				
	11/12 -	<-mm-> C- new bayonet	600 + 400 PEF-600 + PEF-400	
CX I (MA)				
	09/74 - 08/85	<-mm-> U-hook	600 + 600 PEF-600 + PEF-600	600 + 600 PEM-600 + PEM-600
CX I Break (MA)				
	09/75 - 08/85	<-mm-> U-hook	400 PEF-400	600 + 600 PEM-600 + PEM-600
CX II				
	07/85 - 12/92	<-mm-> U-hook	600 PEF-600	600 + 600 PEM-600 + PEM-600
CX II Break				
	07/85 - 12/92	<-mm-> U-hook	600 PEF-600	600 + 600 PEM-600 + PEM-600
C-ZERO				
	10/10 -	<-mm-> U-hook	700 PEF-700	700 PEM-700
DS				
	08/56 - 08/75	<-mm-> U-hook	350 + 350 PEF-350 + PEF-350	350 + 350 PEM-350 + PEM-350
DS3				
	01/13 - 07/15	<-mm-> C- new bayonet	600 + 400 PEF-600 + PEF-400	
DS3 (SA_)				
	11/09 - 12/16	<-mm-> C- new bayonet	600 + 400 PEF-600 + PEF-400	
DS4 (NX_)				
	03/11 - 07/15	<-mm-> F19- push button	700 + 650 PEF-700 + PEF-650	
DS5				
	09/11 - 07/15	<-mm-> F19- push button	700 + 650 PEF-700 + PEF-650	
DS Break				
	01/72 - 07/75	<-mm-> U-hook	350 + 350 PEF-350 + PEF-350	350 + 350 PEM-350 + PEM-350
E-MEHARI				
	06/16 -	<-mm->	500 PEF-500	
EVASION (22, U6)				
	03/94 - 07/02	<-mm-> U-hook	700 + 500 PEF-700 + PEF-500	650 + 500 PEM-650 + PEM-500
GS				
	09/70 - 07/86	<-mm-> U-hook	400 PEF-400	400 + 400 PEM-400 + PEM-400
GS Break				
	07/71 - 07/86	<-mm-> U-hook	400 PEF-400	400 + 400 PEM-400 + PEM-400



U-hook



A - side lock



B - pinch tab
G - pinch tab BMW























C - new bayonet



F16 - push button
F19 - push button

Wiper Blades

Application Tables – Left Hand Drive Right Hand Drive

		Arm Type	Flat		Standard	
						
CITROËN <i>Continued</i>						
ID						
	03/56 - 08/75	<-mm-> U-hook	350 + 350 PEF-350 + PEF-350		350 + 350 PEM-350 + PEM-350	
ID Break						
	01/66 - 08/75	<-mm-> U-hook	350 + 350 PEF-350 + PEF-350		350 + 350 PEM-350 + PEM-350	
JUMPER						
	04/06 -	<-mm-> F19- push button	650 + 550 PEF-650 + PEF-550			
JUMPER (230)						
	03/94 - 04/02	<-mm-> U-hook	550 + 550 PEF-550 + PEF-550		550 + 550 PEM-550 + PEM-550	
JUMPER (230L)						
	02/94 - 08/02	<-mm-> U-hook	550 + 530 PEF-550 + PEF-530		550 + 525 PEM-550 + PEM-530	
JUMPER (230P)						
	02/94 - 04/02	<-mm-> U-hook	550 + 550 PEF-550 + PEF-550		550 + 550 PEM-550 + PEM-550	
JUMPER (244)						
	02/02 - 05/06	<-mm-> U-hook	550 + 530 PEF-550 + PEF-530			
	02/02 -	<-mm-> U-hook			550 + 525 PEM-550 + PEM-530	
	05/06 -	<-mm-> F19- push button	550 + 530 PEF-550 + PEF-530			
JUMPER (244, Z_)						
	04/02 - 05/06	<-mm-> U-hook	550 + 530 PEF-550 + PEF-530		550 + 525 PEM-550 + PEM-530	
	05/06 -	<-mm-> F19- push button	550 + 530 PEF-550 + PEF-530			
JUMPY						
	11/06 -	<-mm-> U-hook	650 + 500 PEF-650 + PEF-500		700 + 500 PEM-700 + PEM-500	
JUMPY (BS_, BT_, BY_, BZ_)						
	06/94 - 10/06	<-mm-> U-hook	700 + 500 PEF-700 + PEF-500		650 + 500 PEM-650 + PEM-500	
JUMPY (BU_, BV_, BW_, BX_)						
	10/99 - 10/06	<-mm-> U-hook	700 + 500 PEF-700 + PEF-500		650 PEM-650	
JUMPY (U6U_)						
	06/94 - 12/06	<-mm-> U-hook	700 + 500 PEF-700 + PEF-500		650 + 500 PEM-650 + PEM-500	
JUMPY (V_)						
	04/16 -	<-mm-> C- new bayonet	650 + 500 PEF-650 + PEF-500			
JUMPY (VF7)						
	01/07 - 03/16	<-mm-> U-hook	650 + 500 PEF-650 + PEF-500		700 + 500 PEM-700 + PEM-500	
LNA						
	11/76 - 10/86	<-mm-> U-hook	400 PEF-400		400 + 400 PEM-400 + PEM-400	
NEMO						
	04/09 -	<-mm-> C- new bayonet	650 + 480 PEF-650 + PEF-480			



U-hook



A - side lock



B - pinch tab
G - pinch tab BMW





C - new bayonet



F16 - push button
F19 - push button

Wiper Blades





















Application Tables – Left Hand Drive Right Hand Drive

		Arm Type	Flat		Standard	
						
CITROËN <i>Continued</i>						
NEMO (AA_)						
	02/08 -	<-mm-> C- new bayonet	650 + 480 PEF-650 + PEF-480			
SAXO (S0, S1)						
	02/96 - 04/04	<-mm-> U-hook	500 + 450 PEF-500 + PEF-450		500 + 450 PEM-500 + PEM-450	
SAXO Hatchback van (S3_)						
	10/97 - 06/03	<-mm-> U-hook	500 + 450 PEF-500 + PEF-450		500 + 450 PEM-500 + PEM-450	
SPACETOURER (V_)						
	04/16 -	<-mm-> C- new bayonet	650 + 500 PEF-650 + PEF-500			
VISA						
	09/78 - 03/91	<-mm-> U-hook	450 PEF-450		450 + 450 PEM-450 + PEM-450	
	03/83 - 10/88	<-mm-> U-hook	450 + 450 PEF-450 + PEF-450		450 + 450 PEM-450 + PEM-450	
XANTIA (X1_, X2_)						
	03/93 - 04/03	<-mm-> U-hook	600 + 500 PEF-600 + PEF-500		600 + 500 PEM-600 + PEM-500	
XANTIA (X2_)						
	01/98 - 04/03	<-mm-> U-hook	500 + 450 PEF-500 + PEF-450		500 + 450 PEM-500 + PEM-450	
XANTIA Break (X1_, X2_)						
	06/95 - 04/03	<-mm-> U-hook	600 + 500 PEF-600 + PEF-500		600 + 500 PEM-600 + PEM-500	
XM (Y3)						
	05/89 - 10/94	<-mm-> U-hook	550 + 450 PEF-550 + PEF-450		550 + 550 PEM-550 + PEM-550	
XM (Y4)						
	05/94 - 10/00	<-mm-> U-hook	550 + 450 PEF-550 + PEF-450		550 + 550 PEM-550 + PEM-550	
XM Break (Y3)						
	05/89 - 07/94	<-mm-> U-hook	550 + 550 PEF-550 + PEF-550		550 + 550 PEM-550 + PEM-550	
XM Break (Y4)						
	05/94 - 10/00	<-mm-> U-hook	450 + 550 PEF-450 + PEF-550		550 + 550 PEM-550 + PEM-550	
XSARA (N0)						
	01/98 - 04/05	<-mm-> U-hook	550 + 500 PEF-550 + PEF-500		550 + 500 PEM-550 + PEM-500	
XSARA (N1)						
	04/97 - 12/05	<-mm-> U-hook	550 + 450 PEF-550 + PEF-450		550 + 450 PEM-550 + PEM-450	
XSARA Break (N2)						
	10/97 - 03/10	<-mm-> U-hook	550 + 550 PEF-550 + PEF-550		550 + 550 PEM-550 + PEM-550	
XSARA PICASSO (N68)						
	09/99 - 09/05	<-mm-> U-hook	650 + 650 PEF-650 + PEF-650		650 + 650 PEM-650 + PEM-650	
	09/05 - 06/12	<-mm-> A- side lock	650 + 650 PEF-650 + PEF-650			
ZX (N2)						
	03/91 - 07/99	<-mm-> U-hook	550 PEF-550			



Wiper Blades

Application Tables – Left Hand Drive Right Hand Drive

		Arm Type	Flat 	Standard 
CITROËN <i>Continued</i>				
ZX Break (N2)				
	10/93 - 07/99	<-mm-> U-hook	550 PEF-550	
CUPRA				
FORMENTOR (KM7)				
	07/20 -	<-mm-> F19- push button	650 + 450 PEF-650 + PEF-450	
DACIA				
1210				
	06/83 - 12/94	<-mm-> U-hook	380 + 380 PEF-380 + PEF-380	400 + 400 PEM-400 + PEM-400
1300				
	12/72 - 05/83	<-mm-> U-hook	380 + 380 PEF-380 + PEF-380	375 + 375 PEM-380 + PEM-380
1304				
	06/83 - 04/04	<-mm-> U-hook	380 + 380 PEF-380 + PEF-380	375 + 375 PEM-380 + PEM-380
1309				
	09/90 - 11/94	<-mm-> U-hook	380 + 380 PEF-380 + PEF-380	375 + 375 PEM-380 + PEM-380
	12/94 - 08/01	<-mm-> U-hook	350 + 350 PEF-350 + PEF-350	375 + 375 PEM-380 + PEM-380
1310				
	05/83 - 07/04	<-mm-> U-hook	380 + 380 PEF-380 + PEF-380	375 + 375 PEM-380 + PEM-380
1310 (U)				
	05/81 - 05/92	<-mm-> U-hook	400 + 400 PEF-400 + PEF-400	400 + 400 PEM-400 + PEM-400
1310 (U, X)				
	05/83 - 07/04	<-mm-> U-hook	380 + 380 PEF-380 + PEF-380	375 + 375 PEM-380 + PEM-380
DOKKER (KE_)				
	11/12 - 05/15	<-mm-> U-hook	550 + 400 PEF-550 + PEF-400	
	11/12 -	<-mm-> U-hook		550 + 400 PEM-550 + PEM-400
DOKKER Express				
	11/12 -	<-mm-> U-hook	550 + 400 PEF-550 + PEF-400	550 + 400 PEM-550 + PEM-400
DUSTER				
	04/11 - 11/16	<-mm->	500 + 500 PEF-500 + PEF-500	
DUSTER (HM_)				
	10/17 -	<-mm-> C- new bayonet	550 + 450 PEF-550 + PEF-450	
DUSTER (HS_)				
	04/10 - 11/16	<-mm->	500 + 500 PEF-500 + PEF-500	
LODGY (JS_)				
	03/12 - 05/15	<-mm-> U-hook	550 + 400 PEF-550 + PEF-400	
	03/12 -	<-mm-> U-hook		550 + 400 PEM-550 + PEM-400
LOGAN (LS_)				
	08/04 -	<-mm-> U-hook	500 + 500 PEF-500 + PEF-500	500 + 500 PEM-500 + PEM-500



U-hook



A - side lock



B - pinch tab
G - pinch tabe BMW


















C - new bayonet



F16 - push button
F19 - push button

Wiper Blades

Application Tables – Left Hand Drive Right Hand Drive

		Arm Type	Flat	Standard
DACIA <i>Continued</i>				
LOGAN (US_)				
	03/08 -	<-mm-> U-hook	500 + 500 PEF-500 + PEF-500	500 + 500 PEM-500 + PEM-500
LOGAN EXPRESS (FS_)				
	10/07 -	<-mm-> U-hook	500 + 500 PEF-500 + PEF-500	500 + 500 PEM-500 + PEM-500
LOGAN II				
	10/12 - 03/15	<-mm-> U-hook	550 + 500 PEF-550 + PEF-500	
	10/12 -	<-mm-> U-hook		550 + 500 PEM-550 + PEM-500
	03/15 -	<-mm-> C- new bayonet	550 + 500 PEF-550 + PEF-500	
LOGAN MCV (KS_)				
	02/07 -	<-mm-> U-hook	500 + 500 PEF-500 + PEF-500	500 + 500 PEM-500 + PEM-500
LOGAN MCV II				
	02/13 - 03/15	<-mm-> U-hook	550 + 500 PEF-550 + PEF-500	
	02/13 -	<-mm-> U-hook		550 + 500 PEM-550 + PEM-500
	03/15 -	<-mm-> C- new bayonet	550 + 500 PEF-550 + PEF-500	
NOVA				
	04/96 - 03/03	<-mm-> U-hook	480 + 480 PEF-480 + PEF-480	475 + 475 PEM-480 + PEM-480
SANDERO				
	06/08 -	<-mm-> U-hook	550 + 500 PEF-550 + PEF-500	550 + 500 PEM-550 + PEM-500
SANDERO II				
	10/12 -	<-mm-> C- new bayonet	550 + 480 PEF-550 + PEF-480	
SOLENZA (B41_)				
	02/03 -	<-mm-> U-hook	480 + 480 PEF-480 + PEF-480	475 + 475 PEM-480 + PEM-480
DAEWOO				
CIELO				
	06/94 - 12/07	<-mm-> U-hook	450 + 450 PEF-450 + PEF-450	450 + 450 PEM-450 + PEM-450
ESPERO (KLEJ)				
	10/91 - 09/99	<-mm-> U-hook	480 + 480 PEF-480 + PEF-480	475 + 475 PEM-480 + PEM-480
EVANDA (KLAL)				
	08/02 -	<-mm-> U-hook	550 + 500 PEF-550 + PEF-500	550 + 500 PEM-550 + PEM-500
GENTRA				
	06/13 -	<-mm-> U-hook	550 + 480 PEF-550 + PEF-480	650 + 400 PEM-650 + PEM-400
KALOS (KLAS)				
	09/02 -	<-mm-> U-hook	550 + 400 PEF-550 + PEF-400	550 + 400 PEM-550 + PEM-400
KORANDO (KJ)				
	11/98 -	<-mm-> U-hook	450 + 400 PEF-450 + PEF-400	450 + 450 PEM-450 + PEM-450



U-hook



A - side lock



B - pinch tab
G - pinch tab BMW



C - new bayonet



F16 - push button
F19 - push button

Wiper Blades

Application Tables – Left Hand Drive Right Hand Drive

		Arm Type	Flat 	Standard 
DAEWOO <i>Continued</i>				
KORANDO Cabrio (KJ)				
	02/99 -	<-mm-> U-hook	450 + 400 PEF-450 + PEF-400	450 + 450 PEM-450 + PEM-450
LACETTI (KLAN)				
	02/02 -	<-mm-> U-hook	550 + 450 PEF-550 + PEF-450	550 + 475 PEM-550 + PEM-480
LANOS (KLAT)				
	02/97 -	<-mm-> U-hook	480 + 480 PEF-480 + PEF-480	475 + 475 PEM-480 + PEM-480
LEGANZA (KLAV)				
	03/97 - 04/04	<-mm-> U-hook	550 + 500 PEF-550 + PEF-500	550 + 475 PEM-550 + PEM-480
LEMANS				
	09/90 - 05/97	<-mm-> U-hook	450 + 450 PEF-450 + PEF-450	450 + 450 PEM-450 + PEM-450
LUBLIN II				
	04/97 -	<-mm-> U-hook	530 + 530 PEF-530 + PEF-530	525 + 525 PEM-530 + PEM-530
MATIZ (M100, M150)				
	09/98 -	<-mm-> U-hook	530 + 380 PEF-530 + PEF-380	525 + 375 PEM-530 + PEM-380
MATIZ (M200, M250)				
	01/05 - 12/18	<-mm-> U-hook	530 + 380 PEF-530 + PEF-380	525 + 375 PEM-530 + PEM-380
MUSSO (FJ)				
	07/98 -	<-mm-> U-hook	500 + 450 PEF-500 + PEF-450	500 + 450 PEM-500 + PEM-450
NEXIA				
	02/95 -	<-mm-> U-hook	450 + 450 PEF-450 + PEF-450	450 + 450 PEM-450 + PEM-450
NUBIRA (J100)				
	04/97 -	<-mm-> U-hook	500 + 500 PEF-500 + PEF-500	500 + 500 PEM-500 + PEM-500
NUBIRA (J150)				
	06/99 - 07/03	<-mm-> U-hook	500 + 500 PEF-500 + PEF-500	500 + 500 PEM-500 + PEM-500
NUBIRA (J200)				
	07/03 -	<-mm-> U-hook	550 + 480 PEF-550 + PEF-480	550 + 475 PEM-550 + PEM-480
NUBIRA Wagon (J100)				
	04/97 -	<-mm-> U-hook	500 + 500 PEF-500 + PEF-500	500 + 500 PEM-500 + PEM-500
NUBIRA Wagon (J200)				
	07/03 -	<-mm-> U-hook	550 + 480 PEF-550 + PEF-480	550 + 475 PEM-550 + PEM-480
REZZO (U100)				
	06/00 -	<-mm-> U-hook	600 + 450 PEF-600 + PEF-450	600 + 475 PEM-600 + PEM-480
TICO (KLY3)				
	02/95 - 12/00	<-mm-> U-hook	400 + 400 PEF-400 + PEF-400	400 + 400 PEM-400 + PEM-400
DAF				
400-Serie				
	04/89 - 08/93	<-mm-> U-hook	500 + 500 PEF-500 + PEF-500	500 + 500 PEM-500 + PEM-500



U-hook



A - side lock



B - pinch tab
G - pinch tabe BMW














C - new bayonet



F16 - push button
F19 - push button

Wiper Blades

Application Tables – Left Hand Drive Right Hand Drive

		Arm Type		
DAIHATSU				
APPLAUSE I (A101, A111)				
	06/89 - 07/97	<-mm->	450 + 450	425 + 425
		U-hook	PEF-450 + PEF-450	PEM-430 + PEM-430
APPLAUSE II (A101)				
	07/97 - 05/00	<-mm->	450 + 450	425 + 425
		U-hook	PEF-450 + PEF-450	PEM-430 + PEM-430
CHARADE I (G10)				
	10/77 - 05/84	<-mm->	450 + 450	450 + 450
		U-hook	PEF-450 + PEF-450	PEM-450 + PEM-450
CHARADE II (G11, G30)				
	01/83 - 05/87	<-mm->	450 + 450	450 + 450
		U-hook	PEF-450 + PEF-450	PEM-450 + PEM-450
CHARADE IV (G200, G202)				
	01/93 - 09/00	<-mm->	480 + 450	450 + 450
		U-hook	PEF-480 + PEF-450	PEM-450 + PEM-450
		<-mm->		475 + 475
		U-hook		PEM-480 + PEM-480
CHARADE IV (G203)				
	03/93 - 01/01	<-mm->	480 + 450	450 + 450
		U-hook	PEF-480 + PEF-450	PEM-450 + PEM-450
		<-mm->		475 + 475
		U-hook		PEM-480 + PEM-480
CHARADE VIII				
	05/11 -	<-mm->	600 + 350	600 + 350
		U-hook	PEF-600 + PEF-350	PEM-600 + PEM-350
CHARMANT (A)				
	10/81 - 07/87	<-mm->	450 + 450	450 + 450
		U-hook	PEF-450 + PEF-450	PEM-450 + PEM-450
COPEN (L880, L881_)				
	03/02 - 09/12	<-mm->	450 + 400	450 + 400
		U-hook	PEF-450 + PEF-400	PEM-450 + PEM-400
CUORE I (L55, L60)				
	08/80 - 09/85	<-mm->	400 + 400	400 + 400
		U-hook	PEF-400 + PEF-400	PEM-400 + PEM-400
CUORE II (L80, L81)				
	09/85 - 12/90	<-mm->	400 + 400	400 + 400
		U-hook	PEF-400 + PEF-400	PEM-400 + PEM-400
CUORE III (L201)				
	08/90 - 04/95	<-mm->	450 + 450	450 + 400
		U-hook	PEF-450 + PEF-450	PEM-450 + PEM-400
CUORE IV (L501)				
	08/94 - 12/99	<-mm->	450 + 400	450 + 400
		U-hook	PEF-450 + PEF-400	PEM-450 + PEM-400
CUORE V (L7_)				
	10/98 - 05/03	<-mm->	450 + 400	450 + 400
		U-hook	PEF-450 + PEF-400	PEM-450 + PEM-400
CUORE VI (L251, L250_, L260_)				
	03/03 -	<-mm->	530 + 530	525 + 525
		U-hook	PEF-530 + PEF-530	PEM-530 + PEM-530
CUORE VII (L275_, L285_, L276_)				
	12/06 -	<-mm->	530 + 530	525 + 525
		U-hook	PEF-530 + PEF-530	PEM-530 + PEM-530
EXTOL (S22_, S23_)				
	07/00 - 11/11	<-mm->	480 + 400	
		U-hook	PEF-480 + PEF-400	



U-hook



A - side lock



B - pinch tab
G - pinch tab BMW



C - new bayonet



F16 - push button
F19 - push button

Wiper Blades

Application Tables – Left Hand Drive Right Hand Drive

		Arm Type	Flat 	Standard 
DAIHATSU <i>Continued</i>				
GRAN MOVE (G3)				
	10/96 -	<-mm-> U-hook	530 + 480 PEF-530 + PEF-480	500 + 475 PEM-500 + PEM-480
HIJET				
	04/98 -	<-mm-> U-hook	400 + 380 PEF-400 + PEF-380	400 + 375 PEM-400 + PEM-380
HIJET (U60)				
	12/92 - 05/98	<-mm-> U-hook	400 + 380 PEF-400 + PEF-380	400 + 375 PEM-400 + PEM-380
HIJET (S85)				
	10/91 -	<-mm-> U-hook	400 + 380 PEF-400 + PEF-380	400 + 375 PEM-400 + PEM-380
MATERIA (M4_)				
	10/06 -	<-mm-> U-hook	500 + 480 PEF-500 + PEF-480	500 + 475 PEM-500 + PEM-480
MOVE (L6_)				
	06/94 - 11/99	<-mm-> U-hook	430 + 480 PEF-430 + PEF-480	425 + 375 PEM-430 + PEM-380
MOVE (L9_)				
	04/97 - 09/02	<-mm-> U-hook	430 + 380 PEF-430 + PEF-380	425 + 375 PEM-430 + PEM-380
SIRION (M1)				
	04/98 - 04/05	<-mm-> U-hook	480 + 450 PEF-480 + PEF-450	475 + 450 PEM-480 + PEM-450
SIRION (M3_)				
	01/05 -	<-mm-> U-hook	500 + 400 PEF-500 + PEF-400	500 + 400 PEM-500 + PEM-400
TERIOS (J1_)				
	03/97 - 10/06	<-mm-> U-hook	500 + 380 PEF-500 + PEF-380	500 + 350 PEM-500 + PEM-350
TERIOS (J2_)				
	11/05 -	<-mm-> U-hook	530 + 450 PEF-530 + PEF-450	525 + 450 PEM-530 + PEM-450
TERIOS KID (J11_, J13_)				
	05/97 - 10/12	<-mm-> U-hook	500 + 350 PEF-500 + PEF-350	500 + 350 PEM-500 + PEM-350
TREVIS				
	06/06 -	<-mm-> U-hook	500 + 400 PEF-500 + PEF-400	500 + 400 PEM-500 + PEM-400
YRV (M2)				
	02/01 -	<-mm-> U-hook	550 + 350 PEF-550 + PEF-350	525 + 350 PEM-530 + PEM-350
DAIMLER				
2.8 - 5.3				
	10/69 - 02/93	<-mm-> U-hook	400 + 400 PEF-400 + PEF-400	400 + 400 PEM-400 + PEM-400
LIMOUSINE				
	06/68 - 12/91	<-mm-> U-hook	350 + 350 PEF-350 + PEF-350	350 + 350 PEM-350 + PEM-350
DATSUN				
mi-DO				
	08/14 -	<-mm-> U-hook	600 + 400 PEF-600 + PEF-400	600 + 400 PEM-600 + PEM-400
on-DO				
	07/14 -	<-mm-> U-hook	600 + 400 PEF-600 + PEF-400	600 + 400 PEM-600 + PEM-400



U-hook



A - side lock



B - pinch tab
G - pinch tab BMW






















C - new bayonet



F16 - push button
F19 - push button

Wiper Blades

Application Tables – Left Hand Drive Right Hand Drive

		Arm Type	Flat 	Standard 
DE LOREAN				
DMC-12				
	01/81 - 12/83	<-mm->	500 + 500	500 + 500
		U-hook	PEF-500 + PEF-500	PEM-500 + PEM-500
DODGE				
AVENGER				
	06/07 - 12/14	<-mm->	600 + 530	600 + 525
		U-hook	PEF-600 + PEF-530	PEM-600 + PEM-530
CALIBER				
	06/06 -	<-mm->	600 + 430	600 + 400
		U-hook	PEF-600 + PEF-430	PEM-600 + PEM-400
CARAVAN				
	01/95 - 03/01	<-mm->	700 + 700	700 + 700
		U-hook	PEF-700 + PEF-700	PEM-700 + PEM-700
CARAVAN (RG_)				
	02/00 - 12/07	<-mm->	650 + 650	700 + 700
		U-hook	PEF-650 + PEF-650	PEM-700 + PEM-700
CHARGER				
	06/05 - 12/10	<-mm->	530 + 600	525 + 600
		U-hook	PEF-530 + PEF-600	PEM-530 + PEM-600
	01/11 -	<-mm->	600 + 530	600 + 525
		U-hook	PEF-600 + PEF-530	PEM-600 + PEM-530
DART				
	04/12 -	<-mm->	450 + 650	450 + 650
		U-hook	PEF-450 + PEF-650	PEM-450 + PEM-650
DURANGO (WD)				
	12/10 -	<-mm->	550 + 500	550 + 500
		U-hook	PEF-550 + PEF-500	PEM-550 + PEM-500
GRAND CARAVAN				
	06/07 -	<-mm->	700 + 700	700 + 700
		U-hook	PEF-700 + PEF-700	PEM-700 + PEM-700
JOURNEY				
	06/08 -	<-mm->	600 + 450	600 + 450
		U-hook	PEF-600 + PEF-450	PEM-600 + PEM-450
NEON				
	01/94 - 09/99	<-mm->	450 + 530	450 + 525
		U-hook	PEF-450 + PEF-530	PEM-450 + PEM-530
NEON II				
	08/99 -	<-mm->	480 + 530	475 + 525
		U-hook	PEF-480 + PEF-530	PEM-480 + PEM-530
NITRO				
	09/06 - 12/12	<-mm->	480 + 480	475 + 475
		U-hook	PEF-480 + PEF-480	PEM-480 + PEM-480
RAM 1500 (D1, DC, DH, DM, DR)				
	06/01 - 09/08	<-mm->	550 + 550	550 + 550
		U-hook	PEF-550 + PEF-550	PEM-550 + PEM-550
RAM 2500 (D1, DC, DH, DM, DR)				
	09/01 - 12/09	<-mm->	550 + 550	550 + 550
		U-hook	PEF-550 + PEF-550	PEM-550 + PEM-550
RAM Van				
	06/95 - 12/05	<-mm->	700 + 700	700 + 700
		U-hook	PEF-700 + PEF-700	PEM-700 + PEM-700
STRATUS				
	09/94 - 04/01	<-mm->	550 + 550	550 + 550
		U-hook	PEF-550 + PEF-550	PEM-550 + PEM-550



U-hook



A - side lock



B - pinch tab
G - pinch tab BMW








C - new bayonet



F16 - push button
F19 - push button

Wiper Blades

Application Tables – Left Hand Drive Right Hand Drive

		Arm Type	Flat		Standard	
						
DODGE <i>Continued</i>						
STRATUS II						
	10/00 - 10/06	<-mm-> U-hook	600 + 530 PEF-600 + PEF-530		600 + 525 PEM-600 + PEM-530	
VIPER						
	09/02 -	<-mm-> U-hook	400 + 400 PEF-400 + PEF-400		400 + 400 PEM-400 + PEM-400	
DS						
DS 3 (SA_)						
	04/15 - 07/19	<-mm-> C- new bayonet	600 + 400 PEF-600 + PEF-400			
DS 3 (SB_)						
	07/15 - 07/19	<-mm-> C- new bayonet	600 + 400 PEF-600 + PEF-400			
DS 3 CROSSBACK (UR_, UC_, UJ_)						
	10/18 -	<-mm-> C- new bayonet	600 + 400 PEF-600 + PEF-400			
DS 4 / DS 4 CROSSBACK (NX_)						
	07/15 - 12/18	<-mm-> F19- push button	700 + 650 PEF-700 + PEF-650			
DS 5 (KF_)						
	04/15 - 12/18	<-mm-> F19- push button	700 + 650 PEF-700 + PEF-650			
DS 7 Crossback (J_)						
	09/17 -	<-mm-> F16- push button	700 + 400 PEF-700 + PEF-400			
FERRARI						
5_ MARANELLO						
	04/96 - 12/06	<-mm-> U-hook	600 + 450 PEF-600 + PEF-450		600 + 450 PEM-600 + PEM-450	
208/308						
	09/74 - 10/90	<-mm-> U-hook	450 + 450 PEF-450 + PEF-450		450 + 450 PEM-450 + PEM-450	
328 GTB						
	09/85 - 09/89	<-mm-> U-hook	450 + 450 PEF-450 + PEF-450		450 + 450 PEM-450 + PEM-450	
328 GTS						
	09/85 - 09/89	<-mm-> U-hook	450 + 450 PEF-450 + PEF-450		450 + 450 PEM-450 + PEM-450	
360 (F131)						
	03/99 - 03/05	<-mm-> U-hook	600 + 530 PEF-600 + PEF-530		600 + 525 PEM-600 + PEM-530	
360 Spider (F131)						
	02/00 - 08/05	<-mm-> U-hook	600 + 530 PEF-600 + PEF-530		600 + 525 PEM-600 + PEM-530	
365 GT 2+2						
	06/67 - 04/71	<-mm-> U-hook	380 + 380 PEF-380 + PEF-380		375 + 375 PEM-380 + PEM-380	
365 GTB/4 DAYTONA						
	02/69 - 12/74	<-mm-> U-hook	380 + 380 PEF-380 + PEF-380		375 + 375 PEM-380 + PEM-380	
365 GTS/4 DAYTONA						
	09/67 - 12/74	<-mm-> U-hook	380 + 380 PEF-380 + PEF-380		375 + 375 PEM-380 + PEM-380	
550 BARCHETTA						
	10/00 - 01/05	<-mm-> U-hook	600 + 450 PEF-600 + PEF-450		600 + 450 PEM-600 + PEM-450	



U-hook



A - side lock



B - pinch tab
G - pinch tab BMW



C - new bayonet



F16 - push button
F19 - push button

Wiper Blades

Application Tables – Left Hand Drive Right Hand Drive

		Arm Type	Flat 	Standard 
FERRARI <i>Continued</i>				
F430				
	03/05 - 12/09	<-mm-> U-hook	600 + 530 PEF-600 + PEF-530	600 + 525 PEM-600 + PEM-530
F430 Spider				
	05/05 - 12/09	<-mm-> U-hook	600 + 530 PEF-600 + PEF-530	600 + 525 PEM-600 + PEM-530
MONDIAL				
	07/80 - 12/93	<-mm-> U-hook	500 + 500 PEF-500 + PEF-500	500 + 500 PEM-500 + PEM-500
SUPERAMERICA				
	01/05 - 04/06	<-mm-> U-hook	600 + 450 PEF-600 + PEF-450	600 + 450 PEM-600 + PEM-450
TESTAROSSA				
	05/84 - 12/91	<-mm-> U-hook	500 + 500 PEF-500 + PEF-500	500 + 500 PEM-500 + PEM-500
FIAT				
124 Spider (348_)				
	03/16 -	<-mm-> U-hook	450 + 480 PEF-450 + PEF-480	450 + 475 PEM-450 + PEM-480
126 (126_)				
	09/72 - 09/00	<-mm-> U-hook	350 + 350 PEF-350 + PEF-350	350 + 350 PEM-350 + PEM-350
127 (127_)				
	06/71 - 05/96	<-mm-> U-hook	350 + 350 PEF-350 + PEF-350	375 + 375 PEM-380 + PEM-380
127 Panorama (127_)				
	01/77 - 12/86	<-mm-> U-hook	350 + 350 PEF-350 + PEF-350	375 + 375 PEM-380 + PEM-380
128 (128_)				
	03/69 - 12/84	<-mm-> U-hook	350 + 350 PEF-350 + PEF-350	350 + 350 PEM-350 + PEM-350
	03/83 - 09/91	<-mm-> U-hook	350 + 350 PEF-350 + PEF-350	350 + 350 PEM-350 + PEM-350
128 Familiare (128_)				
	10/69 - 10/82	<-mm-> U-hook	350 + 350 PEF-350 + PEF-350	350 + 350 PEM-350 + PEM-350
	03/83 - 11/87	<-mm-> U-hook	350 + 350 PEF-350 + PEF-350	350 + 350 PEM-350 + PEM-350
131 (131_)				
	10/74 - 03/87	<-mm-> U-hook	400 + 380 PEF-400 + PEF-380	400 + 400 PEM-400 + PEM-400
131 Familiare/Panorama (131_)				
	03/75 - 12/84	<-mm-> U-hook	400 + 380 PEF-400 + PEF-380	400 + 400 PEM-400 + PEM-400
132 (132_)				
	04/72 - 12/82	<-mm-> U-hook	400 + 380 PEF-400 + PEF-380	400 + 400 PEM-400 + PEM-400
147 (147_)				
	10/76 - 12/96	<-mm-> U-hook	380 + 380 PEF-380 + PEF-380	375 + 375 PEM-380 + PEM-380
500 (111_, 101_, 110_)				
	01/57 - 01/76	<-mm-> U-hook	600 + 350 PEF-600 + PEF-350	600 + 350 PEM-600 + PEM-350
500 (312_)				
	07/07 -	<-mm-> F19- push button	600 + 350 PEF-600 + PEF-350	



U-hook



A - side lock



B - pinch tab
G - pinch tabe BMW

























C - new bayonet



F16 - push button
F19 - push button

Wiper Blades

Application Tables – Left Hand Drive Right Hand Drive

		Arm Type	Flat 	Standard 
FIAT <i>Continued</i>				
500 C (312_)				
	09/09 -	<-mm-> F19- push button	600 + 350 PEF-600 + PEF-350	
500X (334_)				
	09/14 -	<-mm-> F19- push button	650 + 350 PEF-650 + PEF-350	
500L (351_, 352_)				
	09/12 -	<-mm-> F19- push button	650 + 380 PEF-650 + PEF-380	
850 (100_)				
	07/64 - 10/72	<-mm-> U-hook	350 + 350 PEF-350 + PEF-350	350 + 350 PEM-350 + PEM-350
ARGENTA (132_)				
	05/77 - 03/87	<-mm-> U-hook	400 PEF-400	400 + 400 PEM-400 + PEM-400
BARCETTA (183_)				
	03/95 - 05/05	<-mm-> U-hook	480 + 480 PEF-480 + PEF-480	475 + 475 PEM-480 + PEM-480
BRAVA (182_)				
	10/95 - 06/03	<-mm-> U-hook	550 + 500 PEF-550 + PEF-500	550 + 475 PEM-550 + PEM-480
BRAVO I (182_)				
	10/95 - 10/01	<-mm-> U-hook	550 + 500 PEF-550 + PEF-500	550 + 475 PEM-550 + PEM-480
BRAVO II (198_)				
	11/06 -	<-mm-> F19- push button	600 + 450 PEF-600 + PEF-450	
CAMPAGNOLA (110_)				
	06/74 - 10/89	<-mm-> U-hook	380 + 380 PEF-380 + PEF-380	375 + 375 PEM-380 + PEM-380
CINQUECENTO (170_)				
	07/91 - 07/99	<-mm-> U-hook	480 + 480 PEF-480 + PEF-480	475 + 475 PEM-480 + PEM-480
COUPE (175_)				
	11/93 - 08/00	<-mm-> U-hook	530 + 480 PEF-530 + PEF-480	525 + 475 PEM-530 + PEM-480
CROMA (154_)				
	12/85 - 12/96	<-mm-> U-hook	500 + 500 PEF-500 + PEF-500	500 + 500 PEM-500 + PEM-500
CROMA (194_)				
	06/05 -	<-mm-> A- side lock	600 + 400 PEF-600 + PEF-400	
DOBLO (119_, 223_)				
	03/01 -	<-mm-> U-hook	550 + 450 PEF-550 + PEF-450	550 + 450 PEM-550 + PEM-450
DOBLO (223_)				
	11/00 -	<-mm-> U-hook	550 + 450 PEF-550 + PEF-450	550 + 450 PEM-550 + PEM-450
DOBLO (263_)				
	11/09 -	<-mm-> F19- push button	600 + 400 PEF-600 + PEF-400	
DOBLO Cargo (263_)				
	02/10 -	<-mm-> F19- push button	600 + 400 PEF-600 + PEF-400	



U-hook



A - side lock



B - pinch tab
G - pinch tab BMW



C - new bayonet



F16 - push button
F19 - push button

Wiper Blades

Application Tables – Left Hand Drive Right Hand Drive

		Arm Type	Flat	Standard
FIAT <i>Continued</i>				
DUCATO (230_)				
	03/94 - 05/05	<-mm-> U-hook	550 + 550 PEF-550 + PEF-550	550 + 550 PEM-550 + PEM-550
DUCATO (244_)				
	04/02 -	<-mm-> U-hook	550 + 550 PEF-550 + PEF-550	550 + 550 PEM-550 + PEM-550
DUCATO (250_)				
	07/06 -	<-mm-> F19- push button	650 + 550 PEF-650 + PEF-550	
DUCATO (280_)				
	01/82 - 02/91	<-mm-> U-hook	500 + 500 PEF-500 + PEF-500	500 + 500 PEM-500 + PEM-500
DUCATO (290_)				
	03/89 - 05/94	<-mm-> U-hook	500 + 500 PEF-500 + PEF-500	500 + 500 PEM-500 + PEM-500
DUCATO Panorama (280_)				
	07/82 - 08/90	<-mm-> U-hook	500 + 500 PEF-500 + PEF-500	500 + 500 PEM-500 + PEM-500
DUCATO Panorama (290_)				
	01/90 - 05/94	<-mm-> U-hook	500 + 500 PEF-500 + PEF-500	500 + 500 PEM-500 + PEM-500
DUNA (146_)				
	01/87 - 12/91	<-mm-> U-hook	450 PEF-450	450 PEM-450
DUNA Weekend (146_)				
	01/87 - 10/01	<-mm-> U-hook	450 PEF-450	450 PEM-450
FIORINO (127_)				
	10/77 - 12/87	<-mm-> U-hook	450 + 450 PEF-450 + PEF-450	450 + 450 PEM-450 + PEM-450
FIORINO (146_)				
	01/88 -	<-mm-> U-hook	450 PEF-450	450 PEM-450
FIORINO (147_)				
	01/80 - 10/93	<-mm-> U-hook	450 PEF-450	450 + 450 PEM-450 + PEM-450
FIORINO (225_)				
	01/07 -	<-mm-> C- new bayonet	650 + 480 PEF-650 + PEF-480	
FIORINO Pick up (146_)				
	01/88 - 05/01	<-mm-> U-hook	450 PEF-450	450 PEM-450
FIORINO Pick up (147_)				
	10/77 - 10/89	<-mm-> U-hook	450 + 450 PEF-450 + PEF-450	450 + 450 PEM-450 + PEM-450
FREEMONT (345_)				
	08/11 -	<-mm-> U-hook	600 + 480 PEF-600 + PEF-480	600 + 475 PEM-600 + PEM-480
FULLBACK (502_, 503_)				
	01/16 -	<-mm-> U-hook	550 + 450 PEF-550 + PEF-450	550 + 450 PEM-550 + PEM-450
GRANDE PUNTO (199_)				
	06/05 -	<-mm-> B- pinch tab	650 + 380 PEF-650 + PEF-380	



U-hook



A - side lock



B - pinch tab
G - pinch tab BMW




C - new bayonet



F16 - push button
F19 - push button

Wiper Blades

Application Tables – Left Hand Drive Right Hand Drive

		Arm Type	Flat 	Standard 
FIAT <i>Continued</i>				
GRANDE PUNTO Van (199_)				
	10/05 - 06/13	<-mm-> B- pinch tab	650 + 380 PEF-650 + PEF-380	
X 1/9 (128_)				
	11/72 - 12/89	<-mm-> U-hook	380 + 380 PEF-380 + PEF-380	375 + 375 PEM-380 + PEM-380
IDEA (350_)				
	12/03 - 04/08	<-mm-> U-hook	550 + 400 PEF-550 + PEF-400	
	12/03 -	<-mm-> U-hook		550 + 400 PEM-550 + PEM-400
	04/08 -	<-mm-> F19- push button	550 + 400 PEF-550 + PEF-400	
IDEA Van (350_)				
	12/03 - 04/08	<-mm-> U-hook	550 + 400 PEF-550 + PEF-400	
	12/03 -	<-mm-> U-hook		550 + 400 PEM-550 + PEM-400
	04/08 -	<-mm-> F19/16- push button	550 + 400 PEF-550 + PEF-400	
LINEA (323_, 110_)				
	10/06 -	<-mm-> B- pinch tab	650 + 380 PEF-650 + PEF-380	
MAREA (185_)				
	05/96 - 12/07	<-mm-> U-hook	550 + 480 PEF-550 + PEF-480	550 + 475 PEM-550 + PEM-480
MAREA Weekend (185_)				
	09/96 - 12/07	<-mm-> U-hook	550 + 480 PEF-550 + PEF-480	550 + 475 PEM-550 + PEM-480
MULTIPLA (186_)				
	04/99 - 01/06	<-mm-> U-hook	600 + 550 PEF-600 + PEF-550	600 + 550 PEM-600 + PEM-550
	01/06 - 06/10	<-mm-> B- pinch tab	600 + 550 PEF-600 + PEF-550	
MULTIPLA VAN (186_)				
	04/99 - 01/06	<-mm-> U-hook	600 + 550 PEF-600 + PEF-550	600 + 550 PEM-600 + PEM-550
	01/06 - 06/10	<-mm-> B- pinch tab	600 + 550 PEF-600 + PEF-550	
PALIO (178_, 171_)				
	04/96 -	<-mm-> U-hook	550 + 450 PEF-550 + PEF-450	550 + 450 PEM-550 + PEM-450
PALIO Weekend (178_, 173_, 373_, 374_, 171_)				
	04/96 -	<-mm-> U-hook	550 + 450 PEF-550 + PEF-450	550 + 450 PEM-550 + PEM-450
PANDA (141_)				
	03/80 - 07/04	<-mm-> U-hook	400 + 400 PEF-400 + PEF-400	400 + 400 PEM-400 + PEM-400
PANDA (169_)				
	09/03 -	<-mm-> U-hook	550 + 400 PEF-550 + PEF-400	550 + 400 PEM-550 + PEM-400
PANDA (312_, 319_)				
	02/12 -	<-mm-> F19- push button	600 + 380 PEF-600 + PEF-380	
PANDA VAN (312_, 519_)				
	02/12 -	<-mm-> F19- push button	600 + 380 PEF-600 + PEF-380	



U-hook



A - side lock



B - pinch tab
G - pinch tab BMW
















C - new bayonet



F16 - push button
F19 - push button

Wiper Blades



Application Tables – Left Hand Drive Right Hand Drive

		Arm Type	Flat 	Standard 
FIAT Continued				
PUNTO (176_)				
	09/93 - 06/00	<-mm-> U-hook	550 + 400 PEF-550 + PEF-400	550 + 400 PEM-550 + PEM-400
PUNTO (188_)				
	09/99 - 07/12	<-mm-> U-hook	530 + 450 PEF-530 + PEF-450	550 + 450 PEM-550 + PEM-450
PUNTO (199_)				
	04/08 -	<-mm-> B- pinch tab	650 + 380 PEF-650 + PEF-380	
PUNTO EVO (199_)				
	07/08 -	<-mm-> B- pinch tab	650 + 380 PEF-650 + PEF-380	
PUNTO Van (176_)				
	04/96 - 02/00	<-mm-> U-hook	550 + 400 PEF-550 + PEF-400	550 + 400 PEM-550 + PEM-400
QUBO (225_)				
	02/08 -	<-mm-> C- new bayonet	650 + 480 PEF-650 + PEF-480	
REGATA (138_)				
	09/83 - 08/95	<-mm-> U-hook	400 + 400 PEF-400 + PEF-400	400 + 400 PEM-400 + PEM-400
REGATA Weekend (138_)				
	06/83 - 08/95	<-mm-> U-hook	400 + 400 PEF-400 + PEF-400	400 + 400 PEM-400 + PEM-400
RITMO (138_)				
	01/78 - 12/88	<-mm-> U-hook	400 + 400 PEF-400 + PEF-400	400 + 400 PEM-400 + PEM-400
	10/79 - 07/89	<-mm-> U-hook	400 PEF-400	400 + 400 PEM-400 + PEM-400
SCUDO (220_)				
	02/96 - 12/06	<-mm-> U-hook	700 + 500 PEF-700 + PEF-500	650 + 500 PEM-650 + PEM-500
	09/96 - 12/06	<-mm-> U-hook	700 + 500 PEF-700 + PEF-500	700 + 500 PEM-700 + PEM-500
SCUDO (270_, 272_)				
	01/07 -	<-mm-> U-hook	650 + 500 PEF-650 + PEF-500	700 + 500 PEM-700 + PEM-500
SEDICI (189_)				
	06/06 - 10/14	<-mm-> U-hook	650 + 350 PEF-650 + PEF-350	650 + 350 PEM-650 + PEM-350
SEICENTO / 600 (187_)				
	11/97 - 01/10	<-mm-> U-hook	480 + 480 PEF-480 + PEF-480	475 + 475 PEM-480 + PEM-480
SEICENTO / 600 (287_)				
	01/98 - 01/10	<-mm-> U-hook	480 + 480 PEF-480 + PEF-480	475 + 475 PEM-480 + PEM-480
SIENA (178_, 172_)				
	04/96 - 12/16	<-mm-> U-hook	550 + 450 PEF-550 + PEF-450	550 + 450 PEM-550 + PEM-450
STILO (192_)				
	10/01 - 03/06	<-mm-> U-hook	530 + 450 PEF-530 + PEF-450	
	10/01 - 11/10	<-mm-> U-hook		525 + 450 PEM-530 + PEM-450
	04/06 - 11/10	<-mm-> B- pinch tab	530 + 450 PEF-530 + PEF-450	



Wiper Blades

Application Tables – Left Hand Drive Right Hand Drive

		Arm Type	Flat	Standard
FIAT <i>Continued</i>				
STILO Multi Wagon (192_)				
	01/03 - 03/06	<-mm->	530 + 450	
		U-hook	PEF-530 + PEF-450	
	01/03 - 08/08	<-mm->		
U-hook				PEM-530 + PEM-450
04/06 - 08/08	<-mm->	530 + 450		
	B- pinch tab	PEF-530 + PEF-450		
STILO VAN (192_)				
	10/01 - 03/06	<-mm->	530 + 450	
		U-hook	PEF-530 + PEF-450	
	10/01 - 08/08	<-mm->		
U-hook				PEM-530 + PEM-450
04/06 - 08/08	<-mm->	530 + 450		
	B- pinch tab	PEF-530 + PEF-450		
STRADA (178_)				
	02/98 -	<-mm->	550 + 450	550 + 450
		U-hook	PEF-550 + PEF-450	PEM-550 + PEM-450
TALENTO (290_)				
	03/89 - 03/94	<-mm->	500 + 500	500 + 500
		U-hook	PEF-500 + PEF-500	PEM-500 + PEM-500
TALENTO (296_)				
	06/16 -	<-mm->	650 + 480	
		F19/16- push button	PEF-650 + PEF-480	
TEMPRA (159_)				
	03/90 - 12/98	<-mm->	500 + 500	500 + 500
		U-hook	PEF-500 + PEF-500	PEM-500 + PEM-500
TEMPRA S.W. (159_)				
	03/90 - 10/97	<-mm->	500 + 500	500 + 500
		U-hook	PEF-500 + PEF-500	PEM-500 + PEM-500
TIPO (160_)				
	07/87 - 10/97	<-mm->	480 + 480	475 + 475
		U-hook	PEF-480 + PEF-480	PEM-480 + PEM-480
TIPO (356_)				
	10/15 -	<-mm->	650 + 400	
		F19- push button	PEF-650 + PEF-400	
ULYSSE (179_)				
	08/02 - 06/11	<-mm->	650 + 650	650 + 650
		U-hook	PEF-650 + PEF-650	PEM-650 + PEM-650
ULYSSE (220_)				
	06/94 - 08/02	<-mm->	700 + 500	650 + 500
		U-hook	PEF-700 + PEF-500	PEM-650 + PEM-500
UNO (146_)				
	01/83 - 12/13	<-mm->	450	450
		U-hook	PEF-450	PEM-450
	02/88 - 12/13	<-mm->		450
		U-hook		PEM-450
FORD				
B-MAX (JK)				
	10/12 -	<-mm->	700 + 650	
		B- pinch tab	PEF-700 + PEF-650	
B-MAX Van (JK)				
	08/12 -	<-mm->	650 + 700	
		B- pinch tab	PEF-650 + PEF-700	
CAPRI I (ECJ)				
	12/68 - 02/74	<-mm->	450 + 350	375 + 375
		U-hook	PEF-450 + PEF-350	PEM-380 + PEM-380



U-hook



A - side lock



B - pinch tab
G - pinch tab BMW






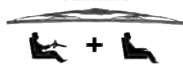


















C - new bayonet



F16 - push button
F19 - push button

Wiper Blades

Application Tables – Left Hand Drive Right Hand Drive

		Arm Type	Flat 	Standard 
FORD <i>Continued</i>				
CAPRI II (GECF)				
	02/74 - 12/77	<-mm-> U-hook	450 + 350 PEF-450 + PEF-350	375 + 375 PEM-380 + PEM-380
CAPRI III (GECF)				
	01/78 - 04/87	<-mm-> U-hook	380 + 400 PEF-380 + PEF-400	375 + 375 PEM-380 + PEM-380
C-MAX (DM2)				
	02/07 - 09/10	<-mm-> A- side lock	650 + 480 PEF-650 + PEF-480	
C-MAX II (DXA/CB7, DXA/CEU)				
	04/10 - 06/19	<-mm-> B- pinch tab	700 + 650 PEF-700 + PEF-650	
C-MAX II Van				
	10/10 - 06/19	<-mm-> B- pinch tab	700 + 650 PEF-700 + PEF-650	
CONSUL (GGCL)				
	01/72 - 12/75	<-mm-> U-hook	450 + 450 PEF-450 + PEF-450	450 + 450 PEM-450 + PEM-450
CONSUL (GGFL)				
	01/72 - 12/75	<-mm-> U-hook	450 + 450 PEF-450 + PEF-450	450 + 450 PEM-450 + PEM-450
CONSUL Turnier (GGNL)				
	01/72 - 12/75	<-mm-> U-hook	450 + 450 PEF-450 + PEF-450	450 + 450 PEM-450 + PEM-450
COUGAR (EC_)				
	08/98 - 12/01	<-mm-> U-hook	550 + 500 PEF-550 + PEF-500	550 + 475 PEM-550 + PEM-480
COURIER				
	03/96 - 12/13	<-mm-> U-hook	480 + 480 PEF-480 + PEF-480	475 + 475 PEM-480 + PEM-480
ECONOVAN (KAA)				
	05/85 - 03/92	<-mm-> U-hook	400 + 400 PEF-400 + PEF-400	400 + 400 PEM-400 + PEM-400
ECONOVAN (KBA, KCA)				
	03/86 - 03/92	<-mm-> U-hook	400 + 400 PEF-400 + PEF-400	400 + 400 PEM-400 + PEM-400
ECOSPORT				
	09/11 -	<-mm-> F19- push button	550 + 400 PEF-550 + PEF-400	
ESCORT CLASSIC (AAL, ABL)				
	10/98 - 07/00	<-mm-> U-hook	500 + 500 PEF-500 + PEF-500	500 + 500 PEM-500 + PEM-500
ESCORT CLASSIC Turnier (ANL)				
	02/99 - 07/00	<-mm-> U-hook	500 + 500 PEF-500 + PEF-500	500 + 500 PEM-500 + PEM-500
ESCORT I (AFH, ATH)				
	01/68 - 02/76	<-mm-> U-hook	350 + 350 PEF-350 + PEF-350	350 + 350 PEM-350 + PEM-350
ESCORT I Turnier (ADH)				
	06/68 - 03/79	<-mm-> U-hook	350 + 350 PEF-350 + PEF-350	350 + 350 PEM-350 + PEM-350
ESCORT II (ATH)				
	03/73 - 07/81	<-mm-> U-hook	350 + 350 PEF-350 + PEF-350	350 + 350 PEM-350 + PEM-350



U-hook



A - side lock



B - pinch tab
G - pinch tab BMW

























C - new bayonet



F16 - push button
F19 - push button

Wiper Blades

Application Tables – Left Hand Drive Right Hand Drive

		Arm Type	Flat 	Standard 
FORD <i>Continued</i>				
ESCORT II Turnier				
	04/75 - 07/81	<-mm-> U-hook	350 + 350 PEF-350 + PEF-350	350 + 350 PEM-350 + PEM-350
ESCORT III (ALD)				
	09/83 - 12/85	<-mm-> U-hook	450 + 450 PEF-450 + PEF-450	450 + 450 PEM-450 + PEM-450
ESCORT III (GAA)				
	09/80 - 07/86	<-mm-> U-hook	450 + 450 PEF-450 + PEF-450	450 + 450 PEM-450 + PEM-450
ESCORT III Express (AVA)				
	01/81 - 02/86	<-mm-> U-hook	450 + 450 PEF-450 + PEF-450	450 + 450 PEM-450 + PEM-450
ESCORT III Turnier (AWA)				
	09/80 - 12/85	<-mm-> U-hook	450 + 450 PEF-450 + PEF-450	450 + 450 PEM-450 + PEM-450
ESCORT IV (ALF)				
	01/86 - 07/90	<-mm-> U-hook	450 + 450 PEF-450 + PEF-450	450 + 450 PEM-450 + PEM-450
ESCORT IV (GAF, AWF, ABFT)				
	03/83 - 10/94	<-mm-> U-hook	450 + 450 PEF-450 + PEF-450	450 + 450 PEM-450 + PEM-450
ESCORT IV Express (AVF)				
	02/86 - 07/90	<-mm-> U-hook	450 + 450 PEF-450 + PEF-450	450 + 450 PEM-450 + PEM-450
ESCORT IV Turnier (AWF, AVF)				
	10/85 - 10/90	<-mm-> U-hook	450 + 450 PEF-450 + PEF-450	450 + 450 PEM-450 + PEM-450
ESCORT V (AAL, ABL)				
	07/90 - 09/96	<-mm-> U-hook	500 + 500 PEF-500 + PEF-500	500 + 500 PEM-500 + PEM-500
ESCORT V (AFL)				
	08/93 - 01/95	<-mm-> U-hook	500 + 500 PEF-500 + PEF-500	500 + 500 PEM-500 + PEM-500
ESCORT V (ALL)				
	07/90 - 01/95	<-mm-> U-hook	500 + 500 PEF-500 + PEF-500	500 + 500 PEM-500 + PEM-500
ESCORT V Express (AVF)				
	07/90 - 12/94	<-mm-> U-hook	500 + 500 PEF-500 + PEF-500	500 + 500 PEM-500 + PEM-500
ESCORT V Turnier (ANL)				
	07/90 - 01/95	<-mm-> U-hook	500 + 500 PEF-500 + PEF-500	500 + 500 PEM-500 + PEM-500
ESCORT VI (ALL)				
	03/94 - 08/00	<-mm-> U-hook	500 + 500 PEF-500 + PEF-500	500 + 500 PEM-500 + PEM-500
ESCORT VI (AVL)				
	01/95 - 06/01	<-mm-> U-hook	500 + 500 PEF-500 + PEF-500	500 + 500 PEM-500 + PEM-500
ESCORT VI (GAL, AAL, ABL)				
	01/95 - 10/02	<-mm-> U-hook	500 + 500 PEF-500 + PEF-500	500 + 500 PEM-500 + PEM-500
ESCORT VI (GAL, AFL)				
	01/95 - 08/02	<-mm-> U-hook	500 + 500 PEF-500 + PEF-500	500 + 500 PEM-500 + PEM-500



U-hook



A - side lock



B - pinch tab
G - pinch tab BMW

























C - new bayonet



F16 - push button
F19 - push button

Wiper Blades

Application Tables – Left Hand Drive Right Hand Drive

		Arm Type		
FORD <i>Continued</i>				
ESCORT VI Turnier (GAL, ANL)				
	01/95 - 10/02	<-mm-> U-hook	500 + 500 PEF-500 + PEF-500	500 + 500 PEM-500 + PEM-500
FIESTA (F3L, F5L)				
	04/89 - 02/96	<-mm-> U-hook	480 + 480 PEF-480 + PEF-480	475 + 475 PEM-480 + PEM-480
FIESTA (FVD)				
	03/83 - 12/95	<-mm-> U-hook	400 + 400 PEF-400 + PEF-400	400 + 400 PEM-400 + PEM-400
FIESTA (J5_, J3_)				
	02/96 -	<-mm-> U-hook	480 + 480 PEF-480 + PEF-480	475 + 475 PEM-480 + PEM-480
FIESTA (JV_)				
	05/98 - 08/03	<-mm-> U-hook	480 + 480 PEF-480 + PEF-480	475 + 475 PEM-480 + PEM-480
FIESTA (WFVT)				
	05/76 - 11/86	<-mm-> U-hook	380 + 380 PEF-380 + PEF-380	375 + 375 PEM-380 + PEM-380
FIESTA I (GFBT)				
	05/76 - 08/83	<-mm-> U-hook	400 + 400 PEF-400 + PEF-400	375 + 375 PEM-380 + PEM-380
FIESTA II (FBD)				
	09/83 - 11/89	<-mm-> U-hook	400 + 400 PEF-400 + PEF-400	400 + 400 PEM-400 + PEM-400
FIESTA III (GFJ)				
	01/89 - 01/97	<-mm-> U-hook	480 + 480 PEF-480 + PEF-480	475 + 475 PEM-480 + PEM-480
FIESTA IV (JA_, JB_)				
	08/95 - 06/06	<-mm-> U-hook	480 + 480 PEF-480 + PEF-480	475 + 475 PEM-480 + PEM-480
FIESTA V (JH_, JD_)				
	11/01 - 12/14	<-mm-> U-hook	550 + 400 PEF-550 + PEF-400	550 + 400 PEM-550 + PEM-400
FIESTA V Van				
	05/02 - 12/10	<-mm-> U-hook	550 + 400 PEF-550 + PEF-400	550 + 400 PEM-550 + PEM-400
FIESTA VI (CB1, CCN)				
	06/08 -	<-mm-> F19- push button	650 + 380 PEF-650 + PEF-380	
FIESTA VI Van				
	08/08 -	<-mm-> F19- push button	650 + 380 PEF-650 + PEF-380	
FIESTA VII (HJ, HF)				
	05/17 -	<-mm-> F19- push button	700 + 350 PEF-700 + PEF-350	
FIESTA VII Van				
	09/18 -	<-mm-> F19- push button	700 + 350 PEF-700 + PEF-350	
FOCUS C-MAX (DM2)				
	10/03 - 03/07	<-mm-> A- side lock	650 + 480 PEF-650 + PEF-480	
FOCUS I (DAW, DBW)				
	09/98 - 11/09	<-mm-> U-hook	550 + 480 PEF-550 + PEF-480	550 + 475 PEM-550 + PEM-480



U-hook



A - side lock



B - pinch tab
G - pinch tab BMW






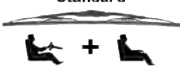


















C - new bayonet



F16 - push button
F19 - push button

Wiper Blades

Application Tables – Left Hand Drive Right Hand Drive

		Arm Type	Flat 	Standard 
FORD <i>Continued</i>				
FOCUS I (DFW)				
	02/99 - 11/09	<-mm-> U-hook	550 + 480 PEF-550 + PEF-480	550 + 475 PEM-550 + PEM-480
FOCUS I (DNW)				
	08/98 - 03/05	<-mm-> U-hook	480 + 550 PEF-480 + PEF-550	475 + 550 PEM-480 + PEM-550
FOCUS I Turnier (DNW)				
	02/99 - 12/07	<-mm-> U-hook	550 + 480 PEF-550 + PEF-480	550 + 475 PEM-550 + PEM-480
FOCUS II				
	10/06 - 09/10	<-mm-> A- side lock	650 + 430 PEF-650 + PEF-430	
FOCUS II (DA_, HCP, DP)				
	07/04 - 09/13	<-mm-> A- side lock	650 + 430 PEF-650 + PEF-430	
FOCUS II (DB_, FCH, DH)				
	04/05 -	<-mm-> A- side lock	650 + 430 PEF-650 + PEF-430	
FOCUS II Turnier (DA_, FFS, DS)				
	07/04 - 09/12	<-mm-> A- side lock	650 + 430 PEF-650 + PEF-430	
FOCUS III				
	07/10 -	<-mm-> F19- push button	700 + 700 PEF-700 + PEF-700	
FOCUS III Turnier				
	07/10 -	<-mm-> F19- push button	700 + 700 PEF-700 + PEF-700	
FOCUS IV (HM)				
	11/18 -	<-mm-> F19- push button	650 + 500 PEF-650 + PEF-500	
FOCUS IV (HN)				
	01/18 -	<-mm-> F19- push button	650 + 500 PEF-650 + PEF-500	
FOCUS IV Turnier (HP)				
	09/18 -	<-mm-> F19- push button	650 + 500 PEF-650 + PEF-500	
FUSION (JU_)				
	08/02 - 12/12	<-mm-> U-hook	550 + 400 PEF-550 + PEF-400	550 + 400 PEM-550 + PEM-400
GALAXY I (WGR)				
	03/95 - 05/01	<-mm-> U-hook	700 + 700 PEF-700 + PEF-700	700 + 700 PEM-700 + PEM-700
	06/01 - 05/06	<-mm-> A- side lock	700 + 700 PEF-700 + PEF-700	
GALAXY II (WA6)				
	05/06 - 06/15	<-mm-> F19- push button	700 + 650 PEF-700 + PEF-650	
GALAXY III (CK)				
	01/15 -	<-mm-> B- pinch tab	700 + 700 PEF-700 + PEF-700	
GRANADA (GGTL, GGFL)				
	01/72 - 08/77	<-mm-> U-hook	450 + 450 PEF-450 + PEF-450	450 + 450 PEM-450 + PEM-450
GRANADA I (GGCL)				
	01/72 - 02/76	<-mm-> U-hook	450 + 450 PEF-450 + PEF-450	450 + 450 PEM-450 + PEM-450



U-hook



A - side lock



B - pinch tab
G - pinch tab BMW



C - new bayonet



F16 - push button
F19 - push button

Wiper Blades






















Application Tables – Left Hand Drive Right Hand Drive

		Arm Type	Flat	Standard
				
FORD <i>Continued</i>				
GRANADA II (GU)				
	08/77 - 08/85	<-mm->	450 + 450	450 + 450
		U-hook	PEF-450 + PEF-450	PEM-450 + PEM-450
GRANADA Turnier (GGNL)				
	01/72 - 08/77	<-mm->	450 + 450	450 + 450
		U-hook	PEF-450 + PEF-450	PEM-450 + PEM-450
GRANADA Turnier (GNU)				
	08/77 - 08/85	<-mm->	450 + 450	450 + 450
		U-hook	PEF-450 + PEF-450	PEM-450 + PEM-450
GRAND C-MAX (DXA/CB7, DXA/CEU)				
	12/10 - 06/19	<-mm->	700 + 600	
		B- pinch tab	PEF-700 + PEF-600	
GRAND C-MAX Van				
	12/10 - 06/19	<-mm->	700 + 600	
		B- pinch tab	PEF-700 + PEF-600	
KA (RB_)				
	09/96 - 11/08	<-mm->	480 + 430	475 + 425
		U-hook	PEF-480 + PEF-430	PEM-480 + PEM-430
KA (RU8)				
	10/08 - 10/10	<-mm->	600 + 350	600 + 350
		U-hook	PEF-600 + PEF-350	PEM-600 + PEM-350
	11/10 - 05/16	<-mm->	600 + 350	
		F19- push button	PEF-600 + PEF-350	
KA+ III (TK, FK)				
	08/14 -	<-mm->	550 + 400	
		F19- push button	PEF-550 + PEF-400	
KA+ III (UK, FK)				
	08/14 -	<-mm->	550 + 400	
		F19- push button	PEF-550 + PEF-400	
KA Van (RB)				
	05/02 - 05/05	<-mm->	480 + 430	475 + 425
		U-hook	PEF-480 + PEF-430	PEM-480 + PEM-430
KUGA I				
	02/08 - 11/12	<-mm->	600 + 430	
		F19- push button	PEF-600 + PEF-430	
KUGA II (DM2)				
	05/12 -	<-mm->	700 + 700	
		B- pinch tab	PEF-700 + PEF-700	
KUGA II VAN				
	05/12 -	<-mm->	700 + 700	
		B- pinch tab	PEF-700 + PEF-700	
KUGA III (DFK)				
	07/19 -	<-mm->	600 + 500	
		B- pinch tab	PEF-600 + PEF-500	
MAVERICK				
	02/01 -	<-mm->	480 + 480	475 + 475
		U-hook	PEF-480 + PEF-480	PEM-480 + PEM-480
MAVERICK (UDS, UNS)				
	02/93 - 04/98	<-mm->	530 + 500	525 + 500
		U-hook	PEF-530 + PEF-500	PEM-530 + PEM-500
MONDEO I (GBP)				
	01/93 - 08/96	<-mm->	530 + 500	525 + 500
		U-hook	PEF-530 + PEF-500	PEM-530 + PEM-500
MONDEO I Turnier (BNP)				
	01/93 - 08/96	<-mm->	530 + 500	525 + 500
		U-hook	PEF-530 + PEF-500	PEM-530 + PEM-500



Wiper Blades

Application Tables – Left Hand Drive Right Hand Drive

		Arm Type	Flat 	Standard 
FORD Continued				
MONDEO II (BAP)				
	08/96 - 09/00	<-mm-> U-hook	550 + 500 PEF-550 + PEF-500	550 + 500 PEM-550 + PEM-500
MONDEO II (BFP)				
	08/96 - 09/00	<-mm-> U-hook	550 + 500 PEF-550 + PEF-500	550 + 500 PEM-550 + PEM-500
MONDEO II Turnier (BNP)				
	08/96 - 09/00	<-mm-> U-hook	550 + 500 PEF-550 + PEF-500	550 + 500 PEM-550 + PEM-500
MONDEO III (B4Y)				
	10/00 - 09/07	<-mm-> U-hook	550 + 500 PEF-550 + PEF-500	550 + 500 PEM-550 + PEM-500
MONDEO III (B5Y)				
	10/00 - 03/07	<-mm-> U-hook	550 + 500 PEF-550 + PEF-500	550 + 500 PEM-550 + PEM-500
MONDEO III Turnier (BWY)				
	10/00 - 03/07	<-mm-> U-hook	550 + 500 PEF-550 + PEF-500	550 + 500 PEM-550 + PEM-500
MONDEO IV (BA7)				
	03/07 - 01/15	<-mm-> F19- push button	650 + 480 PEF-650 + PEF-480	
MONDEO IV Turnier (BA7)				
	03/07 - 01/15	<-mm-> F19- push button	650 + 480 PEF-650 + PEF-480	
MONDEO V (CD)				
	09/12 -	<-mm-> B- pinch tab	700 + 700 PEF-700 + PEF-700	
MONDEO V (CE)				
	09/14 -	<-mm-> B- pinch tab	700 + 700 PEF-700 + PEF-700	
MONDEO V Turnier (CF)				
	09/14 -	<-mm-> B- pinch tab	700 + 700 PEF-700 + PEF-700	
ORION I (AFD)				
	07/83 - 03/86	<-mm-> U-hook	450 + 450 PEF-450 + PEF-450	450 + 450 PEM-450 + PEM-450
ORION II (AFF)				
	12/85 - 07/90	<-mm-> U-hook	450 + 450 PEF-450 + PEF-450	450 + 450 PEM-450 + PEM-450
ORION III (GAL)				
	01/90 - 09/96	<-mm-> U-hook	500 + 500 PEF-500 + PEF-500	500 + 500 PEM-500 + PEM-500
P 100 I				
	04/82 - 09/87	<-mm-> U-hook	450 + 450 PEF-450 + PEF-450	450 + 450 PEM-450 + PEM-450
P 100 II				
	10/87 - 12/92	<-mm-> U-hook	500 + 500 PEF-500 + PEF-500	500 + 500 PEM-500 + PEM-500
PUMA				
	09/19 -	<-mm-> F19/16- push button	700 + 350 PEF-700 + PEF-350	
PUMA (EC_)				
	03/97 - 06/02	<-mm-> U-hook	480 + 480 PEF-480 + PEF-480	475 + 475 PEM-480 + PEM-480



U-hook



A - side lock



B - pinch tab
G - pinch tab BMW

























C - new bayonet



F16 - push button
F19 - push button

Wiper Blades























Application Tables – Left Hand Drive Right Hand Drive

		Arm Type	Flat 	Standard 
FORD <i>Continued</i>				
RANGER (ER, EQ, R_)				
	04/97 - 12/11	<-mm-> U-hook	450 + 450 PEF-450 + PEF-450	450 + 450 PEM-450 + PEM-450
RANGER (ET)				
	01/05 - 07/12	<-mm-> U-hook	450 + 450 PEF-450 + PEF-450	450 + 450 PEM-450 + PEM-450
RANGER (TKE)				
	04/11 - 08/15	<-mm-> U-hook	600 + 400 PEF-600 + PEF-400	450 + 450 PEM-450 + PEM-450
	09/15 -	<-mm-> F19- push button	600 + 400 PEF-600 + PEF-400	
SCORPIO I (GAE, GGE)				
	04/85 - 09/94	<-mm-> U-hook	500 + 500 PEF-500 + PEF-500	500 + 500 PEM-500 + PEM-500
SCORPIO I (GGE)				
	01/86 - 12/94	<-mm-> U-hook	500 + 500 PEF-500 + PEF-500	500 + 500 PEM-500 + PEM-500
SCORPIO I Turnier (GGE)				
	05/88 - 09/94	<-mm-> U-hook	500 + 500 PEF-500 + PEF-500	500 + 500 PEM-500 + PEM-500
SCORPIO II (GFR, GGR)				
	10/94 - 08/98	<-mm-> U-hook	500 + 500 PEF-500 + PEF-500	500 + 500 PEM-500 + PEM-500
SCORPIO II Turnier (GMR, GGR)				
	10/94 - 08/98	<-mm-> U-hook	500 + 500 PEF-500 + PEF-500	500 + 500 PEM-500 + PEM-500
SIERRA I (GBC)				
	08/82 - 02/87	<-mm-> U-hook	500 + 500 PEF-500 + PEF-500	500 + 500 PEM-500 + PEM-500
SIERRA II (GBC, GBG)				
	01/87 - 03/93	<-mm-> U-hook	500 + 500 PEF-500 + PEF-500	500 + 500 PEM-500 + PEM-500
SIERRA II (GBG, GB4)				
	01/87 - 02/93	<-mm-> U-hook	500 + 500 PEF-500 + PEF-500	500 + 500 PEM-500 + PEM-500
SIERRA II Turnier (BNG)				
	01/87 - 02/93	<-mm-> U-hook	500 + 500 PEF-500 + PEF-500	500 + 500 PEM-500 + PEM-500
SIERRA Turnier (BNC)				
	08/82 - 12/86	<-mm-> U-hook	500 + 500 PEF-500 + PEF-500	500 + 500 PEM-500 + PEM-500
S-MAX (CJ, WA6)				
	01/15 -	<-mm-> B- pinch tab	700 + 700 PEF-700 + PEF-700	
S-MAX (WA6)				
	05/06 - 12/14	<-mm-> F19- push button	700 + 700 PEF-700 + PEF-700	
STREET KA (RL2)				
	03/03 - 07/05	<-mm-> U-hook	480 + 450 PEF-480 + PEF-450	475 + 425 PEM-480 + PEM-430
TAUNUS (GBCK)				
	08/70 - 02/76	<-mm-> U-hook	380 + 380 PEF-380 + PEF-380	375 + 375 PEM-380 + PEM-380
TAUNUS (GBFK)				
	08/70 - 02/76	<-mm-> U-hook	380 + 380 PEF-380 + PEF-380	375 + 375 PEM-380 + PEM-380



Wiper Blades

Application Tables – Left Hand Drive Right Hand Drive

		Arm Type	Flat 	Standard 
FORD Continued				
TAUNUS (GBTK)				
	01/70 - 02/76	<-mm-> U-hook	380 + 380 PEF-380 + PEF-380	375 + 375 PEM-380 + PEM-380
TAUNUS (GBTS, GBFS, CBTS)				
	05/75 - 07/79	<-mm-> U-hook	380 + 380 PEF-380 + PEF-380	375 + 375 PEM-380 + PEM-380
TAUNUS III Turnier (GBNS)				
	07/79 - 12/82	<-mm-> U-hook	450 + 450 PEF-450 + PEF-450	450 + 450 PEM-450 + PEM-450
TAUNUS V (GBS, GBNS)				
	07/79 - 12/82	<-mm-> U-hook	450 + 450 PEF-450 + PEF-450	450 + 450 PEM-450 + PEM-450
TAUNUS Turnier (GBNK)				
	08/70 - 02/76	<-mm-> U-hook	380 + 380 PEF-380 + PEF-380	375 + 375 PEM-380 + PEM-380
TAUNUS Turnier (GBNS)				
	05/75 - 08/79	<-mm-> U-hook	380 + 380 PEF-380 + PEF-380	375 + 375 PEM-380 + PEM-380
TOURNEO CONNECT				
	06/02 - 12/13	<-mm-> U-hook	550 + 500 PEF-550 + PEF-500	550 + 500 PEM-550 + PEM-500
TOURNEO COURIER B460				
	02/14 -	<-mm-> B- pinch tab	700 + 380 PEF-700 + PEF-380	
TOURNEO CUSTOM V362 (F3)				
	04/12 -	<-mm-> F19- push button	700 + 700 PEF-700 + PEF-700	
TRANSIT (E_)				
	01/91 - 12/00	<-mm-> U-hook	550 + 530 PEF-550 + PEF-530	550 + 525 PEM-550 + PEM-530
TRANSIT (FA_)				
	01/00 - 12/14	<-mm-> U-hook	650 + 550 PEF-650 + PEF-550	650 + 600 PEM-650 + PEM-600
TRANSIT (FD_, FB_, FS_, FZ_, FC_)				
	01/00 - 12/14	<-mm-> U-hook	650 + 550 PEF-650 + PEF-550	650 + 600 PEM-650 + PEM-600
TRANSIT (FM_, FN_)				
	01/00 - 05/06	<-mm-> U-hook	650 + 550 PEF-650 + PEF-550	650 + 600 PEM-650 + PEM-600
TRANSIT (FM_, FN_, FF_)				
	04/06 - 12/14	<-mm-> U-hook	650 + 550 PEF-650 + PEF-550	650 + 600 PEM-650 + PEM-600
TRANSIT (T_)				
	09/85 - 09/92	<-mm-> U-hook	550 + 550 PEF-550 + PEF-550	550 + 550 PEM-550 + PEM-550
TRANSIT CONNECT				
	02/13 -	<-mm-> B- pinch tab	700 + 700 PEF-700 + PEF-700	
TRANSIT CONNECT (P65_, P70_, P80_)				
	06/02 -	<-mm-> U-hook	550 + 500 PEF-550 + PEF-500	550 + 500 PEM-550 + PEM-500
TRANSIT CONNECT V408				
	02/13 -	<-mm-> B- pinch tab	700 + 700 PEF-700 + PEF-700	



U-hook



A - side lock



B - pinch tab
G - pinch tab BMW





















C - new bayonet



F16 - push button
F19 - push button

Wiper Blades

Application Tables – Left Hand Drive Right Hand Drive

		Arm Type	Flat 	Standard 
FORD <i>Continued</i>				
TRANSIT COURIER B460				
	02/14 -	<-mm-> B- pinch tab	700 + 380 PEF-700 + PEF-380	
TRANSIT CUSTOM V362 (F3)				
	04/12 -	<-mm-> F19- push button	700 + 700 PEF-700 + PEF-700	
TRANSIT CUSTOM V362 (FY, FZ)				
	09/12 -	<-mm-> F19- push button	700 + 700 PEF-700 + PEF-700	
TRANSIT V363 (FAD, FBD)				
	08/13 -	<-mm-> F19/16- push button	700 + 700 PEF-700 + PEF-700	
TRANSIT V363 (FCD, FDD)				
	08/13 -	<-mm-> F19/16- push button	700 + 700 PEF-700 + PEF-700	
TRANSIT V363 (FED, FFD)				
	08/13 -	<-mm-> F19- push button	700 + 700 PEF-700 + PEF-700	
TRANSIT TOURNEO				
	08/94 - 12/00	<-mm-> U-hook		+ 550 + PEM-550
	08/94 - 08/14	<-mm-> U-hook	550 + 550 PEF-550 + PEF-550	550 PEM-550
	07/06 - 08/14	<-mm-> U-hook	650 PEF-650	
TRANSIT TOURNEO (FC_)				
	06/00 - 03/06	<-mm-> U-hook	550 + 550 PEF-550 + PEF-550	550 + 550 PEM-550 + PEM-550
		<-mm-> U-hook	650 PEF-650	650 PEM-650
FORD USA				
EXPLORER				
	09/01 -	<-mm-> U-hook	550 + 530 PEF-550 + PEF-530	550 + 525 PEM-550 + PEM-530
EXPLORER (U2, U_)				
	09/94 - 04/03	<-mm-> U-hook	450 + 450 PEF-450 + PEF-450	450 + 450 PEM-450 + PEM-450
EXPLORER (UN46)				
	10/90 - 12/94	<-mm-> U-hook	450 + 450 PEF-450 + PEF-450	450 + 450 PEM-450 + PEM-450
MUSTANG				
	12/04 -	<-mm-> U-hook	550 + 500 PEF-550 + PEF-500	550 + 500 PEM-550 + PEM-500
	02/14 -	<-mm->	550 + 530 PEF-550 + PEF-530	
MUSTANG (C)				
	09/93 - 12/04	<-mm-> U-hook	550 + 500 PEF-550 + PEF-500	550 + 500 PEM-550 + PEM-500
PROBE II (ECP)				
	09/92 - 03/98	<-mm-> U-hook	500 + 500 PEF-500 + PEF-500	500 + 500 PEM-500 + PEM-500
TAURUS (P5_)				
	09/95 - 12/99	<-mm-> U-hook	600 + 500 PEF-600 + PEF-500	600 + 500 PEM-600 + PEM-500



Wiper Blades

Application Tables – Left Hand Drive Right Hand Drive

		Arm Type	Flat		Standard	
						
FORD USA <i>Continued</i>						
TAURUS Wagon (P5_)						
	06/95 - 12/99	<-mm->	600 + 500	600 + 500	600 + 500	600 + 500
		U-hook	PEF-600 + PEF-500		PEM-600 + PEM-500	
WINDSTAR (A3)						
	01/95 - 08/04	<-mm->	600 + 500	600 + 500	600 + 500	600 + 500
		U-hook	PEF-600 + PEF-500		PEM-600 + PEM-500	
FSO						
125P						
	10/67 - 08/92	<-mm->	350 + 350	350 + 350	350 + 350	350 + 350
		U-hook	PEF-350 + PEF-350		PEM-350 + PEM-350	
126P						
	07/72 - 09/00	<-mm->	350 + 350	350 + 350	350 + 350	350 + 350
		U-hook	PEF-350 + PEF-350		PEM-350 + PEM-350	
LANOS						
	05/04 - 10/08	<-mm->	480 + 480	475 + 475	475 + 475	475 + 475
		U-hook	PEF-480 + PEF-480		PEM-480 + PEM-480	
POLONEZ						
	07/83 - 10/95	<-mm->	350 + 350	350 + 350	350 + 350	350 + 350
		U-hook	PEF-350 + PEF-350		PEM-350 + PEM-350	
	04/94 - 09/98	<-mm->	400 + 400	400 + 400	400 + 400	400 + 400
		U-hook	PEF-400 + PEF-400		PEM-400 + PEM-400	
POLONEZ I						
	10/77 - 12/91	<-mm->	350 + 350	400 + 400	400 + 400	400 + 400
		U-hook	PEF-350 + PEF-350		PEM-400 + PEM-400	
POLONEZ II						
	08/88 - 08/92	<-mm->	350 + 350	400 + 400	400 + 400	400 + 400
		U-hook	PEF-350 + PEF-350		PEM-400 + PEM-400	
POLONEZ III						
	09/92 - 01/05	<-mm->	350 + 350	400 + 400	400 + 400	400 + 400
		U-hook	PEF-350 + PEF-350		PEM-400 + PEM-400	
GAZ						
GAZELLE						
	10/93 - 03/13	<-mm->	500 + 500	500 + 500	500 + 500	500 + 500
		U-hook	PEF-500 + PEF-500		PEM-500 + PEM-500	
GAZELLE NEXT						
	04/13 -	<-mm->	550 + 530	550 + 525	550 + 525	550 + 525
		U-hook	PEF-550 + PEF-530		PEM-550 + PEM-530	
SOBOL (2217)						
	07/93 -	<-mm->	500 + 500	500 + 500	500 + 500	500 + 500
		U-hook	PEF-500 + PEF-500		PEM-500 + PEM-500	
SOBOL (2310)						
	07/93 -	<-mm->	500 + 500	500 + 500	500 + 500	500 + 500
		U-hook	PEF-500 + PEF-500		PEM-500 + PEM-500	
SOBOL (2752)						
	07/93 -	<-mm->	500 + 500	500 + 500	500 + 500	500 + 500
		U-hook	PEF-500 + PEF-500		PEM-500 + PEM-500	
VOLGA						
	07/92 - 12/10	<-mm->	400 + 400	400 + 400	400 + 400	400 + 400
		U-hook	PEF-400 + PEF-400		PEM-400 + PEM-400	
	04/04 - 12/10	<-mm->	400 + 400	400 + 400	400 + 400	400 + 400
			PEF-400 + PEF-400		PEM-400 + PEM-400	
VOLGA (3102)						
	01/70 - 02/93	<-mm->	400 + 400	400 + 400	400 + 400	400 + 400
		U-hook	PEF-400 + PEF-400		PEM-400 + PEM-400	



U-hook



A - side lock



B - pinch tab
G - pinch tab BMW






C - new bayonet



F16 - push button
F19 - push button

Wiper Blades

Application Tables – Left Hand Drive Right Hand Drive

		Arm Type		
GAZ Continued				
VOLGA SIBER				
	03/08 - 05/10	<-mm->	550 + 530	550 + 525
		U-hook	PEF-550 + PEF-530	PEM-550 + PEM-530
GEELY				
CK				
	04/05 -	<-mm->	530 + 450	525 + 450
		U-hook	PEF-530 + PEF-450	PEM-530 + PEM-450
MK				
	06/05 -	<-mm->	550 + 350	550 + 350
		U-hook	PEF-550 + PEF-350	PEM-550 + PEM-350
VISION				
	12/05 -	<-mm->	600 + 400	600 + 400
		U-hook	PEF-600 + PEF-400	PEM-600 + PEM-400
GREAT WALL				
HOVER H3				
	09/06 -	<-mm->	500 + 480	500 + 475
		U-hook	PEF-500 + PEF-480	PEM-500 + PEM-480
HOVER H5				
	06/10 -	<-mm->	600 + 500	600 + 500
		U-hook	PEF-600 + PEF-500	PEM-600 + PEM-500
HOVER H6				
	01/11 -	<-mm->	600 + 500	600 + 500
		U-hook	PEF-600 + PEF-500	PEM-600 + PEM-500
HOVER M4				
	05/12 -	<-mm->	600 + 400	600 + 400
		U-hook	PEF-600 + PEF-400	PEM-600 + PEM-400
WINGLE				
	06/06 -	<-mm->	550 + 480	550 + 475
		U-hook	PEF-550 + PEF-480	PEM-550 + PEM-480
WINGLE 3				
	01/11 -	<-mm->	550 + 480	550 + 475
		U-hook	PEF-550 + PEF-480	PEM-550 + PEM-480
HONDA				
ACCORD III (CA)				
	11/85 - 12/89	<-mm->	450 + 450	450 + 450
		U-hook	PEF-450 + PEF-450	PEM-450 + PEM-450
ACCORD III Aerodeck (CA)				
	11/85 - 12/89	<-mm->	450 + 450	450 + 450
		U-hook	PEF-450 + PEF-450	PEM-450 + PEM-450
ACCORD IV (CB)				
	11/89 - 12/93	<-mm->	550 + 500	550 + 475
		U-hook	PEF-550 + PEF-500	PEM-550 + PEM-480
ACCORD IV Aerodeck (CB)				
	09/89 - 02/94	<-mm->	550 + 480	550 + 475
		U-hook	PEF-550 + PEF-480	PEM-550 + PEM-480
ACCORD V (CC, CD)				
	06/92 - 12/97	<-mm->	550 + 500	550 + 500
		U-hook	PEF-550 + PEF-500	PEM-550 + PEM-500
ACCORD V (GD)				
	04/93 - 12/98	<-mm->	550 + 500	550 + 500
		U-hook	PEF-550 + PEF-500	PEM-550 + PEM-500
ACCORD V (GE, CF_, CD)				
	09/95 - 10/98	<-mm->	550 + 500	550 + 500
		U-hook	PEF-550 + PEF-500	PEM-550 + PEM-500



U-hook



A - side lock



B - pinch tab
G - pinch tab BMW
























C - new bayonet



F16 - push button
F19 - push button

Wiper Blades

Application Tables – Left Hand Drive Right Hand Drive

		Arm Type	Flat 	Standard 
HONDA <i>Continued</i>				
ACCORD V Aerodeck (CE)				
	04/93 - 02/98	<-mm-> U-hook	550 + 500 PEF-550 + PEF-500	550 + 500 PEM-550 + PEM-500
ACCORD VI (CG)				
	12/97 - 06/03	<-mm-> U-hook	600 + 480 PEF-600 + PEF-480	600 + 475 PEM-600 + PEM-480
ACCORD VI (CH, CL)				
	12/99 - 12/02	<-mm-> U-hook	550 + 480 PEF-550 + PEF-480	550 + 475 PEM-550 + PEM-480
ACCORD VI (CK, CG, CH, CF)				
	03/97 - 12/03	<-mm-> U-hook	550 + 480 PEF-550 + PEF-480	550 + 475 PEM-550 + PEM-480
ACCORD VII (GL, CN)				
	01/03 - 09/12	<-mm-> U-hook	650 + 400 PEF-650 + PEF-400	650 + 375 PEM-650 + PEM-380
ACCORD VII (CM)				
	09/02 - 05/08	<-mm-> U-hook	650 + 400 PEF-650 + PEF-400	650 + 375 PEM-650 + PEM-380
ACCORD VII Tourer (CM, CN)				
	04/03 - 05/08	<-mm-> U-hook	650 + 400 PEF-650 + PEF-400	650 + 375 PEM-650 + PEM-380
ACCORD VIII (CP)				
	09/07 -	<-mm-> U-hook	650 + 530 PEF-650 + PEF-530	
ACCORD VIII (CU)				
	04/08 -	<-mm-> U-hook	600 + 550 PEF-600 + PEF-550	600 + 550 PEM-600 + PEM-550
ACCORD VIII (CW)				
	07/08 -	<-mm-> U-hook	600 + 550 PEF-600 + PEF-550	600 + 550 PEM-600 + PEM-550
CITY IV (GD.)				
	12/02 -	<-mm-> U-hook	500 + 380 PEF-500 + PEF-380	500 + 375 PEM-500 + PEM-380
CIVIC I (SB)				
	07/72 - 09/83	<-mm-> U-hook	400 PEF-400	400 + 400 PEM-400 + PEM-400
CIVIC I (SF)				
	10/79 - 12/84	<-mm-> U-hook	400 PEF-400	400 + 400 PEM-400 + PEM-400
CIVIC I Shuttle (AN, AR)				
	08/83 - 12/87	<-mm-> U-hook	430 + 430 PEF-430 + PEF-430	425 + 425 PEM-430 + PEM-430
CIVIC II (SS, SL)				
	01/78 - 12/83	<-mm-> U-hook	400 PEF-400	400 + 400 PEM-400 + PEM-400
CIVIC II (WC)				
	01/79 - 12/83	<-mm-> U-hook	400 PEF-400	400 + 400 PEM-400 + PEM-400
CIVIC II Shuttle (EE)				
	01/88 - 02/95	<-mm-> U-hook	480 + 480 PEF-480 + PEF-480	475 + 450 PEM-480 + PEM-450
CIVIC III (AL, AJ, AG, AH)				
	10/83 - 10/87	<-mm-> U-hook	480 + 450 PEF-480 + PEF-450	450 + 450 PEM-450 + PEM-450



U-hook



A - side lock



B - pinch tab
G - pinch tab BMW






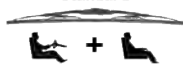


















C - new bayonet



F16 - push button
F19 - push button

Wiper Blades

Application Tables – Left Hand Drive Right Hand Drive

		Arm Type	Flat 	Standard 
HONDA <i>Continued</i>				
CIVIC III (AM, AK, AU)				
	10/83 - 10/87	<-mm-> U-hook	480 + 450 PEF-480 + PEF-450	450 + 450 PEM-450 + PEM-450
CIVIC IV (EC, ED, EE)				
	09/87 - 10/93	<-mm-> U-hook	500 + 450 PEF-500 + PEF-450	475 + 450 PEM-480 + PEM-450
CIVIC IV (ED)				
	09/87 - 10/93	<-mm-> U-hook	500 + 450 PEF-500 + PEF-450	475 + 450 PEM-480 + PEM-450
CIVIC V (EG)				
	10/91 - 11/95	<-mm-> U-hook	500 + 450 PEF-500 + PEF-450	500 + 450 PEM-500 + PEM-450
CIVIC V (EG, EH)				
	10/91 - 01/96	<-mm-> U-hook	500 + 450 PEF-500 + PEF-450	500 + 450 PEM-500 + PEM-450
CIVIC V (EJ)				
	08/93 - 03/96	<-mm-> U-hook	500 + 450 PEF-500 + PEF-450	500 + 450 PEM-500 + PEM-450
CIVIC VI (EJ, EK)				
	06/95 - 03/01	<-mm-> U-hook	500 + 450 PEF-500 + PEF-450	500 + 450 PEM-500 + PEM-450
CIVIC VI (EJ, EM1)				
	03/96 - 12/00	<-mm-> U-hook	500 + 450 PEF-500 + PEF-450	500 + 450 PEM-500 + PEM-450
CIVIC VI Aerodeck (MB, MC)				
	04/98 - 02/01	<-mm-> U-hook	500 + 450 PEF-500 + PEF-450	500 + 450 PEM-500 + PEM-450
CIVIC VI Fastback (MA, MB)				
	09/94 - 02/01	<-mm-> U-hook	500 + 450 PEF-500 + PEF-450	500 + 450 PEM-500 + PEM-450
CIVIC VII (EM2)				
	02/01 - 12/05	<-mm-> U-hook	530 + 480 PEF-530 + PEF-480	600 + 475 PEM-600 + PEM-480
CIVIC VII (ES, ET)				
	10/00 - 04/06	<-mm-> U-hook	530 + 450 PEF-530 + PEF-450	525 + 450 PEM-530 + PEM-450
CIVIC VII (EU, EP, EV)				
	01/00 - 02/06	<-mm-> U-hook	600 + 380 PEF-600 + PEF-380	600 + 375 PEM-600 + PEM-380
CIVIC VIII (FD, FA)				
	09/05 -	<-mm-> U-hook	700 + 600 PEF-700 + PEF-600	650 + 550 PEM-650 + PEM-550
CIVIC VIII (FN, FK)				
	09/05 -	<-mm-> U-hook	700 + 600 PEF-700 + PEF-600	650 + 550 PEM-650 + PEM-550
CIVIC IX (FB)				
	09/11 -	<-mm-> U-hook	650 + 550 PEF-650 + PEF-550	650 + 450 PEM-650 + PEM-450
CIVIC IX (FK)				
	02/12 -	<-mm-> U-hook	650 + 450 PEF-650 + PEF-450	650 + 450 PEM-650 + PEM-450
CIVIC IX Tourer (FK)				
	01/14 -	<-mm-> U-hook	650 + 450 PEF-650 + PEF-450	650 + 450 PEM-650 + PEM-450



U-hook



A - side lock



B - pinch tab
G - pinch tab BMW



C - new bayonet



F16 - push button
F19 - push button

Wiper Blades

Application Tables – Left Hand Drive Right Hand Drive

		Arm Type	Flat 	Standard 
HONDA <i>Continued</i>				
CIVIC X (FC_)				
	09/15 -	<-mm-> U-hook	650 + 450 PEF-650 + PEF-450	650 + 450 PEM-650 + PEM-450
CIVIC X (FC_, FK_)				
	09/16 -	<-mm-> U-hook	650 + 450 PEF-650 + PEF-450	650 + 450 PEM-650 + PEM-450
CONCERTO (HW, MA)				
	08/89 - 10/96	<-mm-> U-hook	450 + 450 PEF-450 + PEF-450	450 + 450 PEM-450 + PEM-450
CONCERTO (HWW)				
	08/89 - 05/95	<-mm-> U-hook	450 + 450 PEF-450 + PEF-450	450 + 450 PEM-450 + PEM-450
CR-V I (RD)				
	10/95 - 07/02	<-mm-> U-hook	480 + 480 PEF-480 + PEF-480	475 + 475 PEM-480 + PEM-480
CR-V II (RD_)				
	09/01 - 07/07	<-mm-> U-hook	480 + 480 PEF-480 + PEF-480	475 + 475 PEM-480 + PEM-480
CR-V III (RE_)				
	06/06 -	<-mm-> U-hook	650 + 430 PEF-650 + PEF-430	650 + 425 PEM-650 + PEM-430
CR-V IV (RM_)				
	01/12 -	<-mm-> U-hook	650 + 400 PEF-650 + PEF-400	650 + 400 PEM-650 + PEM-400
CR-V V (RW_, RT_)				
	12/16 -	<-mm-> U-hook	650 + 430 PEF-650 + PEF-430	650 + 425 PEM-650 + PEM-430
CRX I (AF, AS)				
	10/83 - 10/87	<-mm-> U-hook	450 + 450 PEF-450 + PEF-450	425 + 425 PEM-430 + PEM-430
CRX II (ED, EE)				
	10/87 - 02/92	<-mm-> U-hook	500 + 450 PEF-500 + PEF-450	475 + 450 PEM-480 + PEM-450
CRX III (EH, EG)				
	03/92 - 12/98	<-mm-> U-hook	500 + 450 PEF-500 + PEF-450	500 + 450 PEM-500 + PEM-450
CR-Z (ZF)				
	06/10 -	<-mm-> U-hook	650 + 500 PEF-650 + PEF-500	650 + 500 PEM-650 + PEM-500
FR-V (BE)				
	08/04 -	<-mm-> U-hook	650 + 480 PEF-650 + PEF-480	650 + 475 PEM-650 + PEM-480
HR-V (GH)				
	03/99 -	<-mm-> U-hook	500 + 400 PEF-500 + PEF-400	500 + 425 PEM-500 + PEM-430
HR-V (RU)				
	11/14 -	<-mm-> U-hook	650 + 450 PEF-650 + PEF-450	650 + 450 PEM-650 + PEM-450
INSIGHT (ZE)				
	04/00 - 12/06	<-mm-> U-hook	500 + 450 PEF-500 + PEF-450	550 + 475 PEM-550 + PEM-480
INSIGHT (ZE_)				
	04/09 -	<-mm-> U-hook	650 + 400 PEF-650 + PEF-400	650 + 400 PEM-650 + PEM-400



U-hook



A - side lock



B - pinch tab
G - pinch tab BMW






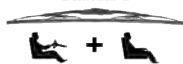


















C - new bayonet



F16 - push button
F19 - push button

Wiper Blades

Application Tables – Left Hand Drive Right Hand Drive

		Arm Type	Flat 	Standard 
HONDA <i>Continued</i>				
INTEGRA (DA)				
	10/85 - 08/93	<-mm-> U-hook	450 + 450 PEF-450 + PEF-450	450 + 450 PEM-450 + PEM-450
INTEGRA (DC2, DC4)				
	07/93 - 11/01	<-mm-> U-hook	500 + 450 PEF-500 + PEF-450	500 + 450 PEM-500 + PEM-450
INTEGRA (DC5)				
	08/01 -	<-mm-> U-hook	550 + 450 PEF-550 + PEF-450	550 + 450 PEM-550 + PEM-450
JAZZ II (GD_, GE3, GE2)				
	06/01 - 12/08	<-mm-> U-hook	530 + 350 PEF-530 + PEF-350	500 + 375 PEM-500 + PEM-380
JAZZ III (GE_, GG_, GP_, ZA_)				
	10/07 -	<-mm-> U-hook	650 + 350 PEF-650 + PEF-350	650 + 350 PEM-650 + PEM-350
JAZZ IV (GK_)				
	09/13 -	<-mm-> U-hook	650 + 350 PEF-650 + PEF-350	650 + 350 PEM-650 + PEM-350
LEGEND I (HS, KA)				
	01/86 - 03/91	<-mm-> U-hook	450 + 450 PEF-450 + PEF-450	500 + 475 PEM-500 + PEM-480
LEGEND I (KA_)				
	10/87 - 03/91	<-mm-> U-hook	500 + 480 PEF-500 + PEF-480	500 + 475 PEM-500 + PEM-480
LEGEND II (KA)				
	01/91 - 03/96	<-mm-> U-hook	480 + 530 PEF-480 + PEF-530	500 + 475 PEM-500 + PEM-480
LEGEND III (KA)				
	02/96 -	<-mm-> U-hook	500 + 480 PEF-500 + PEF-480	500 + 475 PEM-500 + PEM-480
LOGO (GA)				
	03/99 - 03/02	<-mm-> U-hook	500 + 450 PEF-500 + PEF-450	500 + 400 PEM-500 + PEM-400
NSX I (NA)				
	06/90 - 09/05	<-mm-> U-hook	500 + 500 PEF-500 + PEF-500	500 + 500 PEM-500 + PEM-500
PRELUDE I (SN)				
	11/78 - 04/83	<-mm-> U-hook	430 + 430 PEF-430 + PEF-430	425 + 425 PEM-430 + PEM-430
PRELUDE III (BA)				
	04/86 - 11/96	<-mm-> U-hook	450 + 480 PEF-450 + PEF-480	475 + 475 PEM-480 + PEM-480
PRELUDE IV (BB_)				
	12/91 - 02/97	<-mm-> U-hook	480 + 530 PEF-480 + PEF-530	500 + 475 PEM-500 + PEM-480
PRELUDE V (BB_)				
	10/96 - 04/01	<-mm-> U-hook	500 + 450 PEF-500 + PEF-450	500 + 450 PEM-500 + PEM-450
QUINTET (SU)				
	02/80 - 04/85	<-mm-> U-hook	400 PEF-400	425 + 425 PEM-430 + PEM-430
S2000 (AP)				
	03/99 -	<-mm-> U-hook	400 + 500 PEF-400 + PEF-500	400 + 400 PEM-400 + PEM-400



U-hook



A - side lock



B - pinch tab
G - pinch tab BMW



C - new bayonet



F16 - push button
F19 - push button

Wiper Blades

Application Tables – Left Hand Drive Right Hand Drive

		Arm Type	Flat 	Standard 
HONDA <i>Continued</i>				
SHUTTLE (RA)				
	06/94 - 06/04	<-mm-> U-hook	550 + 550 PEF-550 + PEF-550	550 + 550 PEM-550 + PEM-550
STREAM (RN)				
	05/01 -	<-mm-> U-hook	600 + 350 PEF-600 + PEF-350	600 + 350 PEM-600 + PEM-350
HUMMER				
HUMMER H2				
	08/02 -	<-mm-> U-hook	400 + 400 PEF-400 + PEF-400	400 + 400 PEM-400 + PEM-400
HUMMER H2 SUT				
	09/04 -	<-mm-> U-hook	400 + 400 PEF-400 + PEF-400	400 + 400 PEM-400 + PEM-400
HUMMER H3				
	04/05 -	<-mm-> U-hook	400 + 400 PEF-400 + PEF-400	400 + 400 PEM-400 + PEM-400
HUMMER H3T				
	10/08 -	<-mm-> U-hook	400 + 400 PEF-400 + PEF-400	400 + 400 PEM-400 + PEM-400
HYUNDAI				
ACCENT (X-3)				
	05/94 - 01/00	<-mm-> U-hook	500 + 450 PEF-500 + PEF-450	500 + 450 PEM-500 + PEM-450
ACCENT I (X-3)				
	05/94 - 12/02	<-mm-> U-hook	500 + 450 PEF-500 + PEF-450	500 + 450 PEM-500 + PEM-450
ACCENT II (LC)				
	09/99 - 11/17	<-mm-> U-hook	500 + 450 PEF-500 + PEF-450	500 + 450 PEM-500 + PEM-450
ACCENT III (MC)				
	11/05 - 12/12	<-mm-> U-hook	550 + 400 PEF-550 + PEF-400	550 + 400 PEM-550 + PEM-400
ACCENT IV (RB)				
	08/10 -	<-mm-> U-hook	650 + 400 PEF-650 + PEF-400	650 + 400 PEM-650 + PEM-400
ATOS (MX)				
	01/97 -	<-mm-> U-hook	500 + 400 PEF-500 + PEF-400	500 + 400 PEM-500 + PEM-400
COUPE I (RD)				
	05/96 - 04/02	<-mm-> U-hook	530 + 450 PEF-530 + PEF-450	550 + 450 PEM-550 + PEM-450
COUPE II (GK)				
	01/01 - 12/12	<-mm-> U-hook	530 + 450 PEF-530 + PEF-450	550 + 450 PEM-550 + PEM-450
CRETA				
	01/16 -	<-mm-> U-hook	650 + 400 PEF-650 + PEF-400	650 + 400 PEM-650 + PEM-400
ELANTRA III (XD)				
	03/00 - 09/06	<-mm-> U-hook	500 + 450 PEF-500 + PEF-450	500 + 450 PEM-500 + PEM-450
ELANTRA IV (HD)				
	11/05 -	<-mm-> U-hook	500 + 450 PEF-500 + PEF-450	500 + 450 PEM-500 + PEM-450
ELANTRA V (MD, UD)				
	09/10 -	<-mm-> U-hook	650 + 350 PEF-650 + PEF-350	650 + 350 PEM-650 + PEM-350



U-hook



A - side lock



B - pinch tab
G - pinch tab BMW

























C - new bayonet



F16 - push button
F19 - push button

Wiper Blades

Application Tables – Left Hand Drive Right Hand Drive

		Arm Type	Flat 	Standard 
HYUNDAI <i>Continued</i>				
ELANTRA VI (AD, ADA)				
	09/15 -	<-mm-> U-hook	650 + 400 PEF-650 + PEF-400	650 + 400 PEM-650 + PEM-400
EQUUS / CENTENNIAL				
	03/09 -	<-mm-> B- pinch tab	600 + 480 PEF-600 + PEF-480	
EQUUS / CENTENNIAL (JS)				
	10/99 - 03/09	<-mm-> U-hook	530 + 530 PEF-530 + PEF-530	525 + 525 PEM-530 + PEM-530
GALLOPER I				
	08/91 - 07/98	<-mm-> U-hook	430 + 430 PEF-430 + PEF-430	425 + 425 PEM-430 + PEM-430
GALLOPER II (JK-01)				
	02/97 - 12/03	<-mm-> U-hook	450 + 450 PEF-450 + PEF-450	425 + 425 PEM-430 + PEM-430
GENESIS				
	01/08 -	<-mm-> U-hook	600 + 500 PEF-600 + PEF-500	600 + 500 PEM-600 + PEM-500
GENESIS (BH)				
	01/08 - 12/15	<-mm-> U-hook	600 + 480 PEF-600 + PEF-480	600 + 500 PEM-600 + PEM-500
GENESIS (DH)				
	03/14 -	<-mm-> U-hook	650 + 400 PEF-650 + PEF-400	650 + 400 PEM-650 + PEM-400
GETZ (TB)				
	06/01 - 01/11	<-mm-> U-hook	530 + 350 PEF-530 + PEF-350	550 + 350 PEM-550 + PEM-350
GRANDEUR				
	04/86 - 07/92	<-mm-> U-hook	600 + 500 PEF-600 + PEF-500	600 + 500 PEM-600 + PEM-500
GRANDEUR (TG)				
	06/03 - 06/12	<-mm-> U-hook	500 + 600 PEF-500 + PEF-600	600 + 500 PEM-600 + PEM-500
H-1				
	06/00 - 10/06	<-mm-> U-hook	650 + 500 PEF-650 + PEF-500	650 + 500 PEM-650 + PEM-500
H-1 (A1)				
	10/97 - 04/08	<-mm-> U-hook	650 + 500 PEF-650 + PEF-500	650 + 500 PEM-650 + PEM-500
H-1 / STAREX (A1)				
	06/97 -	<-mm-> U-hook	650 + 500 PEF-650 + PEF-500	650 + 500 PEM-650 + PEM-500
H-1 Cargo (TQ)				
	09/07 -	<-mm-> U-hook	600 + 500 PEF-600 + PEF-500	600 + 500 PEM-600 + PEM-500
H-1 Travel (TQ)				
	09/07 -	<-mm-> U-hook	600 + 500 PEF-600 + PEF-500	600 + 500 PEM-600 + PEM-500
H100				
	07/93 - 02/07	<-mm-> U-hook	450 + 450 PEF-450 + PEF-450	450 + 450 PEM-450 + PEM-450
H100 (HR)				
	01/04 -	<-mm-> U-hook	450 + 450 PEF-450 + PEF-450	450 + 450 PEM-450 + PEM-450



U-hook



A - side lock



B - pinch tab
G - pinch tab BMW









C - new bayonet



F16 - push button
F19 - push button

Wiper Blades

Application Tables – Left Hand Drive Right Hand Drive

		Arm Type	Flat 	Standard 
HYUNDAI <i>Continued</i>				
H100 (P)				
	07/93 - 10/04	<-mm-> U-hook	450 + 450 PEF-450 + PEF-450	450 + 450 PEM-450 + PEM-450
H350				
	04/15 -	<-mm-> U-hook	650 + 500 PEF-650 + PEF-500	650 + 500 PEM-650 + PEM-500
HIGHWAY VAN				
	03/00 - 03/04	<-mm-> U-hook	650 + 500 PEF-650 + PEF-500	650 + 500 PEM-650 + PEM-500
i10 I (PA)				
	10/07 -	<-mm-> U-hook	550 + 380 PEF-550 + PEF-380	550 + 400 PEM-550 + PEM-400
i10 II				
	12/13 -	<-mm-> U-hook	550 + 400 PEF-550 + PEF-400	550 + 400 PEM-550 + PEM-400
i10 II (BA, IA)				
	08/13 -	<-mm-> U-hook	550 + 400 PEF-550 + PEF-400	550 + 400 PEM-550 + PEM-400
i20 ACTIVE (IB, GB)				
	09/15 -	<-mm-> U-hook	600 + 400 PEF-600 + PEF-400	600 + 400 PEM-600 + PEM-400
i20 I (PB, PBT)				
	08/08 -	<-mm-> U-hook	600 + 400 PEF-600 + PEF-400	600 + 400 PEM-600 + PEM-400
i20 II (GB)				
	03/15 -	<-mm-> U-hook	600 + 400 PEF-600 + PEF-400	600 + 400 PEM-600 + PEM-400
i20 II (GB, IB)				
	11/14 -	<-mm-> U-hook	600 + 400 PEF-600 + PEF-400	600 + 400 PEM-600 + PEM-400
i30				
	05/13 -	<-mm-> U-hook	650 + 350 PEF-650 + PEF-350	650 + 350 PEM-650 + PEM-350
i30 (FD)				
	10/07 - 04/10	<-mm-> F19- push button	600 + 450 PEF-600 + PEF-450	
	10/07 - 06/12	<-mm-> U-hook		600 + 450 PEM-600 + PEM-450
	04/10 - 06/12	<-mm-> U-hook	600 + 450 PEF-600 + PEF-450	
i30 (GD)				
	06/11 -	<-mm-> U-hook	650 + 350 PEF-650 + PEF-350	650 + 350 PEM-650 + PEM-350
i30 (PDE)				
	11/16 -	<-mm-> U-hook	650 + 400 PEF-650 + PEF-400	650 + 400 PEM-650 + PEM-400
i30 (PDE, PD, PDEN)				
	11/16 -	<-mm-> U-hook	650 + 400 PEF-650 + PEF-400	650 + 400 PEM-650 + PEM-400
i30 FASTBACK (PDE, PDEN)				
	06/17 -	<-mm-> U-hook	650 + 400 PEF-650 + PEF-400	650 + 400 PEM-650 + PEM-400
i30 Kombi Van (GDE, GD)				
	06/12 -	<-mm-> U-hook	650 + 350 PEF-650 + PEF-350	650 + 350 PEM-650 + PEM-350



U-hook



A - side lock



B - pinch tab
G - pinch tab BMW





C - new bayonet



F16 - push button
F19 - push button

Wiper Blades

Application Tables – Left Hand Drive Right Hand Drive

		Arm Type	Flat 	Standard 
HYUNDAI <i>Continued</i>				
i30 Kombi Van (PDE)				
	03/17 -	<-mm->	650 + 400	650 + 400
		U-hook	PEF-650 + PEF-400	PEM-650 + PEM-400
i40 I (VF)				
	03/12 -	<-mm->	650 + 400	650 + 400
		U-hook	PEF-650 + PEF-400	PEM-650 + PEM-400
i40 I CW (VF)				
	07/11 -	<-mm->	650 + 400	650 + 400
		U-hook	PEF-650 + PEF-400	PEM-650 + PEM-400
i40 I Kombi Van (VF)				
	07/11 -	<-mm->	650 + 400	650 + 400
		U-hook	PEF-650 + PEF-400	PEM-650 + PEM-400
ix20 (JC)				
	11/10 -	<-mm->	650 + 350	
		F19- push button	PEF-650 + PEF-350	
ix35 (LM, EL, ELH)				
	08/09 -	<-mm->	600 + 400	600 + 400
		U-hook	PEF-600 + PEF-400	PEM-600 + PEM-400
ix35 Van				
	08/09 - 12/15	<-mm->	600 + 400	600 + 400
			PEF-600 + PEF-400	PEM-600 + PEM-400
ix55				
	09/06 -	<-mm->	600 + 500	
		F19- push button	PEF-600 + PEF-500	
IONIQ (AE)				
	03/16 -	<-mm->	650 + 450	650 + 450
		U-hook	PEF-650 + PEF-450	PEM-650 + PEM-450
KONA (OS, OSE, OSI)				
	06/17 -	<-mm->	650 + 400	650 + 400
		U-hook	PEF-650 + PEF-400	PEM-650 + PEM-400
LANTRA I (J-1)				
	10/90 - 11/95	<-mm->	500 + 480	500 + 475
		U-hook	PEF-500 + PEF-480	PEM-500 + PEM-480
LANTRA II (J-2)				
	06/95 - 12/00	<-mm->	500 + 450	500 + 450
		U-hook	PEF-500 + PEF-450	PEM-500 + PEM-450
MATRIX (FG)				
	06/01 - 08/10	<-mm->	550 + 400	550 + 400
		U-hook	PEF-550 + PEF-400	PEM-550 + PEM-400
PONY				
	06/74 - 12/85	<-mm->	400 + 400	400 + 400
		U-hook	PEF-400 + PEF-400	PEM-400 + PEM-400
PONY (X-1)				
	09/82 - 12/89	<-mm->	400	400 + 400
		U-hook	PEF-400	PEM-400 + PEM-400
	10/85 - 09/89	<-mm->	450 + 450	450 + 450
		U-hook	PEF-450 + PEF-450	PEM-450 + PEM-450
PONY (X-2)				
	10/89 - 01/95	<-mm->	450 + 450	450 + 450
		U-hook	PEF-450 + PEF-450	PEM-450 + PEM-450
PONY / EXCEL (X-2)				
	04/89 - 01/95	<-mm->	450 + 450	450 + 450
		U-hook	PEF-450 + PEF-450	PEM-450 + PEM-450
PORTER				
	07/94 - 12/04	<-mm->	450 + 450	450 + 450
		U-hook	PEF-450 + PEF-450	PEM-450 + PEM-450



U-hook



A - side lock



B - pinch tab
G - pinch tab BMW




















C - new bayonet



F16 - push button
F19 - push button

Wiper Blades

Application Tables – Left Hand Drive Right Hand Drive

		Arm Type	Flat 	Standard 
HYUNDAI <i>Continued</i>				
SANTA FÉ I (SM)				
	11/00 - 03/06	<-mm-> U-hook	550 + 500 PEF-550 + PEF-500	550 + 500 PEM-550 + PEM-500
SANTA FÉ II (CM)				
	10/05 - 03/15	<-mm-> U-hook	600 + 450 PEF-600 + PEF-450	600 + 450 PEM-600 + PEM-450
SANTA FÉ III (DM, DMA)				
	09/12 -	<-mm-> U-hook	650 + 350 PEF-650 + PEF-350	650 + 350 PEM-650 + PEM-350
SANTA FE IV (TM)				
	02/18 -	<-mm-> U-hook	650 + 400 PEF-650 + PEF-400	650 + 400 PEM-650 + PEM-400
SANTA FE IV (TM, TMA)				
	02/18 -	<-mm-> U-hook	650 + 400 PEF-650 + PEF-400	650 + 400 PEM-650 + PEM-400
SANTAMO				
	10/98 - 12/02	<-mm-> U-hook	450 + 550 PEF-450 + PEF-550	550 + 450 PEM-550 + PEM-450
S COUPE (SLC)				
	02/90 - 05/96	<-mm-> U-hook	480 + 400 PEF-480 + PEF-400	475 + 450 PEM-480 + PEM-450
SOLARIS (HCR)				
	01/17 -	<-mm-> U-hook	650 + 400 PEF-650 + PEF-400	650 + 400 PEM-650 + PEM-400
SONATA II (Y-2)				
	09/88 - 12/93	<-mm-> U-hook	450 + 500 PEF-450 + PEF-500	500 + 450 PEM-500 + PEM-450
SONATA III (Y-3)				
	07/92 - 12/00	<-mm-> U-hook	500 + 500 PEF-500 + PEF-500	500 + 500 PEM-500 + PEM-500
SONATA IV (EF)				
	03/98 - 12/05	<-mm-> U-hook	550 + 500 PEF-550 + PEF-500	550 + 500 PEM-550 + PEM-500
SONATA V (NF)				
	08/04 - 11/14	<-mm-> U-hook	600 + 500 PEF-600 + PEF-500	600 + 500 PEM-600 + PEM-500
SONATA VI (YF)				
	06/09 - 12/15	<-mm-> U-hook	650 + 480 PEF-650 + PEF-480	650 + 475 PEM-650 + PEM-480
SONATA VII (LF)				
	06/14 -	<-mm-> U-hook	650 + 450 PEF-650 + PEF-450	650 + 450 PEM-650 + PEM-450
STELLAR (F31_, SF2_)				
	10/83 - 12/91	<-mm-> U-hook	400 + 400 PEF-400 + PEF-400	450 + 450 PEM-450 + PEM-450
TERRACAN (HP)				
	02/01 - 03/08	<-mm-> U-hook	550 + 500 PEF-550 + PEF-500	550 + 500 PEM-550 + PEM-500
TIBURON				
	01/01 - 12/08	<-mm-> U-hook	550 + 450 PEF-550 + PEF-450	550 + 450 PEM-550 + PEM-450
TRAJET (FO)				
	01/99 - 07/08	<-mm-> U-hook	650 + 550 PEF-650 + PEF-550	650 + 550 PEM-650 + PEM-550



U-hook



A - side lock



B - pinch tab
G - pinch tab BMW



C - new bayonet



F16 - push button
F19 - push button

Wiper Blades

Application Tables – Left Hand Drive Right Hand Drive

		Arm Type	Flat 	Standard 
HYUNDAI <i>Continued</i>				
TUCSON (JM)				
	06/04 -	<-mm-> U-hook	600 + 400 PEF-600 + PEF-400	600 + 400 PEM-600 + PEM-400
TUCSON (TL, TLE)				
	05/15 -	<-mm-> U-hook	650 + 400 PEF-650 + PEF-400	650 + 400 PEM-650 + PEM-400
VELOSTER (FS)				
	03/11 - 12/17	<-mm-> U-hook	650 + 450 PEF-650 + PEF-450	650 + 450 PEM-650 + PEM-450
XG (XG)				
	12/98 - 12/05	<-mm-> U-hook	550 + 500 PEF-550 + PEF-500	550 + 500 PEM-550 + PEM-500
INFINITI				
EX				
	09/07 -	<-mm-> U-hook	600 + 450 PEF-600 + PEF-450	600 + 450 PEM-600 + PEM-450
FX				
	09/02 - 12/08	<-mm-> U-hook	550 + 500 PEF-550 + PEF-500	550 + 500 PEM-550 + PEM-500
	07/08 -	<-mm-> U-hook	600 + 480 PEF-600 + PEF-480	600 + 475 PEM-600 + PEM-480
G				
	09/98 - 12/07	<-mm->	650 + 430 PEF-650 + PEF-430	650 + 425 PEM-650 + PEM-430
	08/02 -	<-mm-> U-hook	650 + 430 PEF-650 + PEF-430	650 + 425 PEM-650 + PEM-430
M (Y51)				
	03/10 -	<-mm-> U-hook	650 + 480 PEF-650 + PEF-480	650 + 475 PEM-650 + PEM-480
M30				
	01/89 - 12/93	<-mm-> U-hook	500 + 500 PEF-500 + PEF-500	500 + 500 PEM-500 + PEM-500
Q30				
	11/15 -	<-mm-> B- pinch tab	600 + 480 PEF-600 + PEF-480	
Q50				
	04/13 -	<-mm-> U-hook	650 + 430 PEF-650 + PEF-430	650 + 425 PEM-650 + PEM-430
Q60				
	08/13 -	<-mm-> U-hook	650 + 400 PEF-650 + PEF-400	650 + 400 PEM-650 + PEM-400
Q70 (Y51)				
	03/13 -	<-mm-> U-hook	650 + 480 PEF-650 + PEF-480	650 + 475 PEM-650 + PEM-480
QX30				
	04/16 -	<-mm-> B- pinch tab	600 + 480 PEF-600 + PEF-480	
QX70				
	08/13 -	<-mm-> U-hook	600 + 480 PEF-600 + PEF-480	600 + 475 PEM-600 + PEM-480
INNOCENTI				
ELBA				
	08/91 - 12/96	<-mm-> U-hook	450 PEF-450	



U-hook



A - side lock



B - pinch tab
G - pinch tab BMW

























C - new bayonet



F16 - push button
F19 - push button

Wiper Blades

Application Tables – Left Hand Drive Right Hand Drive

		Arm Type	Flat		Standard	
						
INNOCENTI <i>Continued</i>						
MINI						
	05/74 - 01/95	<-mm->	350 + 350		350 + 350	
		U-hook	PEF-350 + PEF-350		PEM-350 + PEM-350	
ISUZU						
ASCENDER						
	06/02 -	<-mm->	530 + 530			
		U-hook	PEF-530 + PEF-530			
CAMPO (KB)						
	04/77 - 12/91	<-mm->	450 + 450		450 + 450	
		U-hook	PEF-450 + PEF-450		PEM-450 + PEM-450	
D-MAX I (TFR, TFS)						
	05/02 - 12/12	<-mm->	550 + 480		550 + 475	
		U-hook	PEF-550 + PEF-480		PEM-550 + PEM-480	
D-MAX II (TFR, TFS)						
	06/12 -	<-mm->	530 + 480		525 + 475	
		U-hook	PEF-530 + PEF-480		PEM-530 + PEM-480	
GEMINI						
	01/90 - 12/93	<-mm->	400 + 400		450 + 450	
		U-hook	PEF-400 + PEF-400		PEM-450 + PEM-450	
GEMINI (JT)						
	09/84 - 12/90	<-mm->	400 + 400		450 + 450	
		U-hook	PEF-400 + PEF-400		PEM-450 + PEM-450	
	01/90 - 01/94	<-mm->	400 + 400		400 + 400	
		U-hook	PEF-400 + PEF-400		PEM-400 + PEM-400	
IMPULSE						
	01/90 - 12/93	<-mm->	500 + 530		500 + 525	
		U-hook	PEF-500 + PEF-530		PEM-500 + PEM-530	
KB						
	01/80 - 09/03	<-mm->	400 + 400		400 + 400	
		U-hook	PEF-400 + PEF-400		PEM-400 + PEM-400	
	07/02 -	<-mm->	450 + 450		450 + 450	
		U-hook	PEF-450 + PEF-450		PEM-450 + PEM-450	
MIDI (94000, 98000)						
	06/88 - 07/96	<-mm->	450 + 450		450 + 450	
		U-hook	PEF-450 + PEF-450		PEM-450 + PEM-450	
MIDI (98000N)						
	06/88 - 07/96	<-mm->	450 + 450		450 + 450	
		U-hook	PEF-450 + PEF-450		PEM-450 + PEM-450	
PIAZZA (JR.)						
	06/81 - 12/90	<-mm->	450 + 450		450 + 450	
		U-hook	PEF-450 + PEF-450		PEM-450 + PEM-450	
PICKUP						
	10/87 -	<-mm->	450 + 450		450 + 450	
		U-hook	PEF-450 + PEF-450		PEM-450 + PEM-450	
TFR/TFS (TF.)						
	09/88 - 12/02	<-mm->	450 + 450		450 + 450	
		U-hook	PEF-450 + PEF-450		PEM-450 + PEM-450	
TROOPER I (UBS)						
	01/83 - 12/91	<-mm->	500 + 500		400 + 400	
		U-hook	PEF-500 + PEF-500		PEM-400 + PEM-400	
TROOPER II (UB)						
	08/91 - 04/00	<-mm->	500 + 500		500 + 500	
		U-hook	PEF-500 + PEF-500		PEM-500 + PEM-500	
TROOPER III						
	05/98 - 08/04	<-mm->	500 + 500		500 + 500	
		U-hook	PEF-500 + PEF-500		PEM-500 + PEM-500	



U-hook



A - side lock



B - pinch tab
G - pinch tab BMW






C - new bayonet



F16 - push button
F19 - push button

Wiper Blades

Application Tables – Left Hand Drive Right Hand Drive

		Arm Type		
IVECO				
DAILY CITIES				
	06/14 - 10/16	<-mm-> B- pinch tab	600 + 600 PEF-600 + PEF-600	
DAILY II				
	01/89 - 08/09	<-mm-> U-hook	600 + 600 PEF-600 + PEF-600	600 + 600 PEM-600 + PEM-600
DAILY III				
	11/97 - 10/09	<-mm-> U-hook	600 + 600 PEF-600 + PEF-600	600 + 600 PEM-600 + PEM-600
DAILY IV				
	05/06 - 03/12	<-mm-> U-hook	600 + 600 PEF-600 + PEF-600	600 + 600 PEM-600 + PEM-600
DAILY V				
	09/11 - 02/14	<-mm-> B- pinch tab	600 + 600 PEF-600 + PEF-600	
DAILY VI				
	03/14 -	<-mm-> B- pinch tab	600 + 600 PEF-600 + PEF-600	
DAILY LINE				
	06/14 -	<-mm-> B- pinch tab	600 + 600 PEF-600 + PEF-600	
DAILY TOURYS				
	06/14 -	<-mm-> B- pinch tab	600 + 600 PEF-600 + PEF-600	
JAGUAR				
F-PACE (X761)				
	09/15 -	<-mm-> F19- push button	650 + 480 PEF-650 + PEF-480	
F-TYPE (X152)				
	10/12 -	<-mm-> U-hook	550 + 530 PEF-550 + PEF-530	550 + 525 PEM-550 + PEM-530
I-PACE (X590)				
	02/18 -	<-mm-> F16- push button	650 + 500 PEF-650 + PEF-500	
S-TYPE II (X200)				
	10/98 - 12/08	<-mm-> U-hook	600 + 450 PEF-600 + PEF-450	600 + 450 PEM-600 + PEM-450
XE (X760)				
	03/15 -	<-mm-> F19- push button	700 + 430 PEF-700 + PEF-430	
XF I (X250)				
	03/08 - 04/15	<-mm-> B- pinch tab	600 + 450 PEF-600 + PEF-450	
XF II (X260)				
	05/15 -	<-mm-> F19- push button	700 + 430 PEF-700 + PEF-430	
XF SPORTBRAKE (X250)				
	09/12 - 12/15	<-mm-> B- pinch tab	600 + 480 PEF-600 + PEF-480	
XF SPORTBRAKE (X260)				
	07/17 -	<-mm-> F19- push button	700 + 430 PEF-700 + PEF-430	
XJ				
	07/68 - 02/93	<-mm-> U-hook	400 + 400 PEF-400 + PEF-400	400 + 400 PEM-400 + PEM-400



U-hook



A - side lock



B - pinch tab
G - pinch tab BMW

























C - new bayonet



F16 - push button
F19 - push button

Wiper Blades

Application Tables – Left Hand Drive Right Hand Drive

		Arm Type	Flat 	Standard 
JAGUAR <i>Continued</i>				
XJ (X350, X358)				
	03/03 - 03/09	<-mm-> B- pinch tab	550 + 480 PEF-550 + PEF-480	
XJ (X351)				
	10/09 -	<-mm-> B- pinch tab	600 + 480 PEF-600 + PEF-480	
XK 8 (X100)				
	03/96 - 12/06	<-mm-> U-hook	530 + 530 PEF-530 + PEF-530	525 + 525 PEM-530 + PEM-530
XK II (X150)				
	03/06 - 12/14	<-mm-> U-hook	550 + 530 PEF-550 + PEF-530	550 + 525 PEM-550 + PEM-530
X-TYPE I (X400)				
	03/01 - 12/09	<-mm-> U-hook	550 + 480 PEF-550 + PEF-480	550 + 475 PEM-550 + PEM-480
JEEP				
CHEROKEE (KJ)				
	03/01 - 01/08	<-mm-> U-hook	480 + 480 PEF-480 + PEF-480	475 + 475 PEM-480 + PEM-480
CHEROKEE (KK)				
	09/07 -	<-mm-> U-hook	480 + 480 PEF-480 + PEF-480	475 + 475 PEM-480 + PEM-480
CHEROKEE (KL)				
	06/13 -	<-mm-> U-hook	650 + 450 PEF-650 + PEF-450	650 + 450 PEM-650 + PEM-450
CHEROKEE (SJ)				
	09/73 - 09/86	<-mm-> U-hook	400 + 400 PEF-400 + PEF-400	400 + 400 PEM-400 + PEM-400
CHEROKEE (XJ)				
	09/83 - 09/01	<-mm-> U-hook	450 + 450 PEF-450 + PEF-450	450 + 450 PEM-450 + PEM-450
COMMANDER (XK, XH)				
	09/05 - 12/10	<-mm-> U-hook	450 + 450 PEF-450 + PEF-450	450 + 450 PEM-450 + PEM-450
COMPASS (MK49)				
	08/06 -	<-mm-> U-hook	550 + 500 PEF-550 + PEF-500	550 + 500 PEM-550 + PEM-500
COMPASS (MP, M6)				
	01/16 -	<-mm-> U-hook	600 + 450 PEF-600 + PEF-450	600 + 450 PEM-600 + PEM-450
GRAND CHEROKEE I (ZJ, ZG)				
	09/91 - 04/99	<-mm-> U-hook	500 + 500 PEF-500 + PEF-500	500 + 500 PEM-500 + PEM-500
GRAND CHEROKEE II (WJ, WG)				
	09/98 - 09/05	<-mm-> U-hook	530 + 530 PEF-530 + PEF-530	525 + 525 PEM-530 + PEM-530
GRAND CHEROKEE III (WH, WK)				
	10/04 - 10/11	<-mm-> U-hook	530 + 530 PEF-530 + PEF-530	525 + 525 PEM-530 + PEM-530
GRAND CHEROKEE IV (WK, WK2)				
	06/10 -	<-mm-> U-hook	550 + 530 PEF-550 + PEF-530	550 + 525 PEM-550 + PEM-530
PATRIOT (MK74)				
	02/07 - 12/17	<-mm-> U-hook	530 + 530 PEF-530 + PEF-530	525 + 525 PEM-530 + PEM-530



U-hook



A - side lock



B - pinch tab
G - pinch tab BMW




C - new bayonet



F16 - push button
F19 - push button

Wiper Blades

Application Tables – Left Hand Drive Right Hand Drive

		Arm Type	Flat	Standard
				
JEEP <i>Continued</i>				
RENEGADE (BU, B1, BV)				
	07/14 -	<-mm-> F19- push button	550 + 500 PEF-550 + PEF-500	
WRANGLER I (YJ, SJ)				
	08/86 - 08/96	<-mm-> U-hook	450 + 450 PEF-450 + PEF-450	450 + 450 PEM-450 + PEM-450
WRANGLER II (TJ)				
	08/96 - 12/08	<-mm-> U-hook	380 + 380 PEF-380 + PEF-380	375 + 375 PEM-380 + PEM-380
WRANGLER III (JK)				
	06/06 -	<-mm-> U-hook	380 + 380 PEF-380 + PEF-380	375 + 375 PEM-380 + PEM-380
WRANGLER IV (JL)				
	11/17 -	<-mm-> U-hook	400 + 400 PEF-400 + PEF-400	400 + 400 PEM-400 + PEM-400
KIA				
AVELLA (KBA1)				
	11/95 - 12/01	<-mm-> U-hook	500 + 400 PEF-500 + PEF-400	500 + 400 PEM-500 + PEM-400
BESTA				
	07/86 - 12/05	<-mm-> U-hook	450 + 450 PEF-450 + PEF-450	450 + 450 PEM-450 + PEM-450
CARENS I (FC)				
	09/98 - 10/02	<-mm-> U-hook	600 + 480 PEF-600 + PEF-480	600 + 475 PEM-600 + PEM-480
CARENS II (FJ)				
	07/02 -	<-mm-> U-hook	600 + 450 PEF-600 + PEF-450	600 + 450 PEM-600 + PEM-450
CARENS III (UN)				
	05/06 -	<-mm-> U-hook	650 + 400 PEF-650 + PEF-400	650 + 400 PEM-650 + PEM-400
CARENS IV				
	01/13 -	<-mm-> U-hook	700 + 700 PEF-700 + PEF-700	700 + 700 PEM-700 + PEM-700
CARNIVAL / GRAND CARNIVAL III (VQ)				
	09/05 -	<-mm-> U-hook	650 + 450 PEF-650 + PEF-450	650 + 450 PEM-650 + PEM-450
CARNIVAL I (UP)				
	06/98 - 10/01	<-mm-> U-hook	600 + 600 PEF-600 + PEF-600	600 + 600 PEM-600 + PEM-600
CARNIVAL II (GQ)				
	01/99 - 09/07	<-mm-> U-hook	600 + 600 PEF-600 + PEF-600	600 + 600 PEM-600 + PEM-600
CEED (CD)				
	03/18 -	<-mm-> U-hook	650 + 400 PEF-650 + PEF-400	650 + 400 PEM-650 + PEM-400
CEE'D (ED)				
	12/06 - 07/09	<-mm-> F19- push button	600 + 450 PEF-600 + PEF-450	
	07/09 - 12/12	<-mm-> U-hook	600 + 450 PEF-600 + PEF-450	600 + 450 PEM-600 + PEM-450
CEE'D (JD)				
	05/12 -	<-mm-> U-hook	650 + 350 PEF-650 + PEF-350	650 + 350 PEM-650 + PEM-350



U-hook



A - side lock



B - pinch tab
G - pinch tab BMW



C - new bayonet



F16 - push button
F19 - push button

Wiper Blades

Application Tables – Left Hand Drive Right Hand Drive

		Arm Type	Flat 	Standard 
KIA Continued				
CEED Combi Van (CD)				
	03/18 -	<-mm-> U-hook	650 + 400 PEF-650 + PEF-400	650 + 400 PEM-650 + PEM-400
CEE'D Combi Van (JD)				
	07/12 -	<-mm-> U-hook	650 + 350 PEF-650 + PEF-350	650 + 350 PEM-650 + PEM-350
CEED Sportswagon (CD)				
	03/18 -	<-mm-> U-hook	650 + 400 PEF-650 + PEF-400	650 + 400 PEM-650 + PEM-400
CEE'D Sportswagon (JD)				
	09/12 -	<-mm-> U-hook	650 + 350 PEF-650 + PEF-350	650 + 350 PEM-650 + PEM-350
CEE'D SW (ED)				
	07/07 - 07/09	<-mm-> F19- push button	600 + 450 PEF-600 + PEF-450	
	07/09 - 12/12	<-mm-> U-hook	600 + 450 PEF-600 + PEF-450	600 + 450 PEM-600 + PEM-450
CERATO I (LD)				
	03/04 -	<-mm-> U-hook	600 + 400 PEF-600 + PEF-400	600 + 400 PEM-600 + PEM-400
CERATO II (TD)				
	01/09 -	<-mm-> U-hook	600 + 500 PEF-600 + PEF-500	600 + 500 PEM-600 + PEM-500
CERATO III (YD)				
	09/12 -	<-mm-> U-hook	650 + 400 PEF-650 + PEF-400	650 + 400 PEM-650 + PEM-400
CERATO IV (BD, BDM)				
	02/18 -	<-mm-> U-hook	650 + 400 PEF-650 + PEF-400	650 + 400 PEM-650 + PEM-400
CERATO KOUP II (TD)				
	01/09 -	<-mm-> U-hook	600 + 500 PEF-600 + PEF-500	600 + 500 PEM-600 + PEM-500
CERATO KOUP III (YD)				
	12/13 -	<-mm-> U-hook	600 + 500 PEF-600 + PEF-500	600 + 500 PEM-600 + PEM-500
CLARUS (GC)				
	05/98 -	<-mm-> U-hook	480 + 530 PEF-480 + PEF-530	525 + 475 PEM-530 + PEM-480
CLARUS (K9A)				
	10/95 - 11/01	<-mm-> U-hook	480 + 530 PEF-480 + PEF-530	525 + 475 PEM-530 + PEM-480
JOICE (MTE1P)				
	02/00 -	<-mm-> U-hook	450 + 530 PEF-450 + PEF-530	550 + 525 PEM-550 + PEM-530
K9 II (RJ)				
	03/18 -	<-mm-> U-hook	650 + 400 PEF-650 + PEF-400	650 + 400 PEM-650 + PEM-400
K2500 (SD)				
	06/01 -	<-mm-> U-hook	530 + 480 PEF-530 + PEF-480	525 + 475 PEM-530 + PEM-480
K2700 (SD)				
	10/99 -	<-mm-> U-hook	530 + 450 PEF-530 + PEF-450	525 + 525 PEM-530 + PEM-530
K2900				
	01/08 -	<-mm-> U-hook	530 + 480 PEF-530 + PEF-480	525 + 475 PEM-530 + PEM-480



U-hook



A - side lock



B - pinch tab
G - pinch tab BMW


















C - new bayonet



F16 - push button
F19 - push button

Wiper Blades

Application Tables – Left Hand Drive Right Hand Drive

		Arm Type	Flat 	Standard 
KIA Continued				
MAGENTIS (GD, MS)				
	05/01 -	<-mm-> U-hook	550 + 450 PEF-550 + PEF-450	550 + 475 PEM-550 + PEM-480
MAGENTIS (MG)				
	10/05 -	<-mm-> U-hook	600 + 450 PEF-600 + PEF-450	600 + 450 PEM-600 + PEM-450
NIRO (DE)				
	09/16 -	<-mm-> U-hook	650 + 400 PEF-650 + PEF-400	650 + 400 PEM-650 + PEM-400
OPIRUS (GH)				
	06/03 -	<-mm-> U-hook	600 + 450 PEF-600 + PEF-450	600 + 450 PEM-600 + PEM-450
OPTIMA (FSGDS6B)				
	01/10 -	<-mm-> U-hook	600 + 450 PEF-600 + PEF-450	600 + 450 PEM-600 + PEM-450
OPTIMA (JF)				
	09/15 -	<-mm-> U-hook	650 + 450 PEF-650 + PEF-450	650 + 450 PEM-650 + PEM-450
OPTIMA Sportswagon (JF)				
	09/16 -	<-mm-> U-hook	650 + 450 PEF-650 + PEF-450	650 + 450 PEM-650 + PEM-450
PICANTO (JA)				
	03/17 -	<-mm-> U-hook	600 + 350 PEF-600 + PEF-350	600 + 350 PEM-600 + PEM-350
PICANTO (SA)				
	04/04 -	<-mm-> U-hook	550 + 400 PEF-550 + PEF-400	550 + 400 PEM-550 + PEM-400
PICANTO (TA)				
	05/11 -	<-mm-> U-hook	550 + 400 PEF-550 + PEF-400	550 + 400 PEM-550 + PEM-400
PREGIO				
	08/95 - 04/10	<-mm-> U-hook	450 + 480 PEF-450 + PEF-480	525 + 475 PEM-530 + PEM-480
PREGIO (TB)				
	10/97 -	<-mm-> U-hook	530 + 450 PEF-530 + PEF-450	525 + 450 PEM-530 + PEM-450
PRIDE				
	08/98 - 05/01	<-mm-> U-hook	450 + 450 PEF-450 + PEF-450	450 + 450 PEM-450 + PEM-450
PRIDE (DA)				
	01/90 - 12/11	<-mm-> U-hook	450 + 450 PEF-450 + PEF-450	450 + 450 PEM-450 + PEM-450
PRIDE Van (DA)				
	04/92 - 06/99	<-mm-> U-hook	450 + 450 PEF-450 + PEF-450	450 + 450 PEM-450 + PEM-450
PROCEED (CD)				
	10/18 -	<-mm-> U-hook	650 + 400 PEF-650 + PEF-400	650 + 400 PEM-650 + PEM-400
PRO CEE'D (ED)				
	02/08 - 07/09	<-mm-> F19- push button	600 + 450 PEF-600 + PEF-450	
	07/09 - 02/13	<-mm-> U-hook	600 + 450 PEF-600 + PEF-450	600 + 450 PEM-600 + PEM-450
PRO CEE'D (JD)				
	03/13 -	<-mm-> U-hook	650 + 350 PEF-650 + PEF-350	650 + 350 PEM-650 + PEM-350



U-hook



A - side lock



B - pinch tab
G - pinch tabe BMW



C - new bayonet



F16 - push button
F19 - push button

Wiper Blades

Application Tables – Left Hand Drive Right Hand Drive

		Arm Type	Flat		Standard	
						
KIA Continued						
PROCEED Combi Van (CD)						
	10/18 -	<-mm-> U-hook	650 + 400 PEF-650 + PEF-400		650 + 400 PEM-650 + PEM-400	
RETONA (FK)						
	06/99 - 12/01	<-mm-> U-hook	350 + 350 PEF-350 + PEF-350		350 + 350 PEM-350 + PEM-350	
RIO (DC)						
	07/00 - 04/06	<-mm-> U-hook	530 + 450 PEF-530 + PEF-450		525 + 450 PEM-530 + PEM-450	
RIO (DC.)						
	07/00 - 04/06	<-mm-> U-hook	530 + 450 PEF-530 + PEF-450		525 + 450 PEM-530 + PEM-450	
RIO II (JB)						
	03/05 -	<-mm-> U-hook	550 + 400 PEF-550 + PEF-400		550 + 400 PEM-550 + PEM-400	
RIO III (UB)						
	09/10 -	<-mm-> U-hook	650 + 400 PEF-650 + PEF-400		650 + 400 PEM-650 + PEM-400	
RIO IV (SC, FB)						
	07/17 -	<-mm-> U-hook	600 + 400 PEF-600 + PEF-400		600 + 400 PEM-600 + PEM-400	
RIO IV (YB, SC, FB)						
	01/17 -	<-mm-> U-hook	600 + 400 PEF-600 + PEF-400		600 + 400 PEM-600 + PEM-400	
ROADSTER (DB63)						
	08/99 -	<-mm-> U-hook	530 + 530 PEF-530 + PEF-530		525 + 525 PEM-530 + PEM-530	
SEPHIA (FA)						
	01/92 - 09/01	<-mm-> U-hook	530 + 480 PEF-530 + PEF-480		525 + 475 PEM-530 + PEM-480	
SHUMA (FB)						
	03/96 - 10/01	<-mm-> U-hook	530 + 480 PEF-530 + PEF-480		525 + 475 PEM-530 + PEM-480	
SHUMA I (FB)						
	09/96 - 12/01	<-mm-> U-hook	530 + 480 PEF-530 + PEF-480		525 + 475 PEM-530 + PEM-480	
SHUMA II (FB)						
	05/01 - 12/07	<-mm-> U-hook	530 + 480 PEF-530 + PEF-480		525 + 475 PEM-530 + PEM-480	
SORENTO I (JC)						
	08/02 -	<-mm-> U-hook	600 + 450 PEF-600 + PEF-450		600 + 450 PEM-600 + PEM-450	
SORENTO II (XM)						
	09/09 -	<-mm-> U-hook	600 + 500 PEF-600 + PEF-500		600 + 500 PEM-600 + PEM-500	
SORENTO III (UM)						
	01/15 -	<-mm-> U-hook	650 + 400 PEF-650 + PEF-400		650 + 400 PEM-650 + PEM-400	
SOUL I (AM)						
	01/09 -	<-mm-> U-hook	600 + 500 PEF-600 + PEF-500		600 + 500 PEM-600 + PEM-500	
SOUL II (PS)						
	02/14 -	<-mm-> U-hook	600 + 450 PEF-600 + PEF-450		600 + 450 PEM-600 + PEM-450	



U-hook



A - side lock



B - pinch tab
G - pinch tab BMW



C - new bayonet



F16 - push button
F19 - push button

Wiper Blades

Application Tables – Left Hand Drive Right Hand Drive

		Arm Type	Flat 	Standard 
KIA Continued				
SOUL III (SK3)				
	01/19 -	<-mm-> U-hook	650 + 500 PEF-650 + PEF-500	650 + 500 PEM-650 + PEM-500
SOUL III Cargo (SK3)				
	06/20 -	<-mm-> U-hook	650 + 500 PEF-650 + PEF-500	650 + 500 PEM-650 + PEM-500
SPORTAGE (K00)				
	04/94 - 04/05	<-mm-> U-hook	500 + 500 PEF-500 + PEF-500	500 + 500 PEM-500 + PEM-500
SPORTAGE II (JE_, KM)				
	09/04 -	<-mm-> U-hook	600 + 400 PEF-600 + PEF-400	600 + 400 PEM-600 + PEM-400
SPORTAGE III (SL)				
	09/09 -	<-mm-> U-hook	600 + 450 PEF-600 + PEF-450	600 + 450 PEM-600 + PEM-450
SPORTAGE IV (QL, QLE)				
	09/15 -	<-mm-> U-hook	650 + 400 PEF-650 + PEF-400	650 + 400 PEM-650 + PEM-400
SPORTAGE IV VAN (QL, QLE)				
	09/15 -	<-mm-> U-hook	650 + 400 PEF-650 + PEF-400	650 + 400 PEM-650 + PEM-400
STINGER (CK)				
	06/17 -	<-mm-> U-hook	650 + 450 PEF-650 + PEF-450	650 + 450 PEM-650 + PEM-450
STONIC (YB)				
	07/17 -	<-mm-> U-hook	650 + 400 PEF-650 + PEF-400	650 + 400 PEM-650 + PEM-400
VENGA (YN)				
	02/10 -	<-mm-> F19- push button	650 + 350 PEF-650 + PEF-350	
XCEED (CD)				
	06/19 -	<-mm-> U-hook	650 + 400 PEF-650 + PEF-400	650 + 400 PEM-650 + PEM-400
XCEED Van (CD)				
	06/19 -	<-mm-> U-hook	650 + 400 PEF-650 + PEF-400	650 + 400 PEM-650 + PEM-400
LADA				
110 (2110)				
	01/95 - 12/12	<-mm-> U-hook	500 + 500 PEF-500 + PEF-500	500 + 500 PEM-500 + PEM-500
111 (2111)				
	01/95 - 02/09	<-mm-> U-hook	500 + 500 PEF-500 + PEF-500	500 + 500 PEM-500 + PEM-500
112 (2112)				
	01/95 - 12/11	<-mm-> U-hook	500 + 500 PEF-500 + PEF-500	500 + 500 PEM-500 + PEM-500
1200-1500				
	09/73 - 06/88	<-mm-> U-hook	350 + 350 PEF-350 + PEF-350	350 + 350 PEM-350 + PEM-350
1200-1600				
	01/70 - 12/05	<-mm-> U-hook	350 + 350 PEF-350 + PEF-350	350 + 350 PEM-350 + PEM-350
GRANTA (2190_)				
	10/11 -	<-mm-> U-hook	600 + 400 PEF-600 + PEF-400	600 + 400 PEM-600 + PEM-400



U-hook



A - side lock



B - pinch tab
G - pinch tabe BMW




C - new bayonet



F16 - push button
F19 - push button

Wiper Blades

Application Tables – Left Hand Drive Right Hand Drive

		Arm Type	Flat 	Standard 
LADA Continued				
GRANTA (2192_)				
	08/18 -	<-mm-> U-hook	600 + 400 PEF-600 + PEF-400	600 + 400 PEM-600 + PEM-400
GRANTA (2194_)				
	08/18 -	<-mm-> U-hook	600 + 400 PEF-600 + PEF-400	600 + 400 PEM-600 + PEM-400
GRANTA Liftback (2191_)				
	05/14 -	<-mm-> U-hook	600 + 400 PEF-600 + PEF-400	600 + 400 PEM-600 + PEM-400
KALINA (1117)				
	09/04 - 12/13	<-mm-> U-hook	600 + 400 PEF-600 + PEF-400	600 + 400 PEM-600 + PEM-400
KALINA (1118)				
	09/04 - 12/13	<-mm-> U-hook	600 + 400 PEF-600 + PEF-400	600 + 400 PEM-600 + PEM-400
KALINA (1119)				
	10/04 - 12/13	<-mm-> U-hook	600 + 400 PEF-600 + PEF-400	600 + 400 PEM-600 + PEM-400
KALINA II (2192_)				
	05/13 - 09/19	<-mm-> U-hook	600 + 400 PEF-600 + PEF-400	600 + 400 PEM-600 + PEM-400
KALINA II (2194_)				
	05/13 - 09/18	<-mm-> U-hook	600 + 400 PEF-600 + PEF-400	600 + 400 PEM-600 + PEM-400
LARGUS (FS0_, FSA_)				
	03/12 -	<-mm-> U-hook	500 + 500 PEF-500 + PEF-500	500 + 500 PEM-500 + PEM-500
LARGUS (KS0_, RS0_, KSA_)				
	03/12 -	<-mm-> U-hook	500 + 500 PEF-500 + PEF-500	500 + 500 PEM-500 + PEM-500
NADESCHDA (2120)				
	12/97 - 12/06	<-mm-> U-hook	500 + 500 PEF-500 + PEF-500	500 + 500 PEM-500 + PEM-500
NIVA (2121, 2131)				
	12/76 -	<-mm-> U-hook	350 + 350 PEF-350 + PEF-350	500 + 500 PEM-500 + PEM-500
NOVA (2104)				
	09/84 - 04/12	<-mm-> U-hook	350 + 350 PEF-350 + PEF-350	350 + 350 PEM-350 + PEM-350
NOVA (2105)				
	05/81 - 04/12	<-mm-> U-hook	350 + 350 PEF-350 + PEF-350	350 + 350 PEM-350 + PEM-350
PRIORA (2170_)				
	04/07 - 07/18	<-mm-> U-hook	500 + 500 PEF-500 + PEF-500	500 + 500 PEM-500 + PEM-500
PRIORA (2171)				
	05/09 - 12/15	<-mm-> U-hook	500 + 500 PEF-500 + PEF-500	500 + 500 PEM-500 + PEM-500
PRIORA (2172)				
	02/08 - 12/15	<-mm-> U-hook	500 + 500 PEF-500 + PEF-500	500 + 500 PEM-500 + PEM-500
SAMARA (2108, 2109, 2113, 2114)				
	09/84 - 12/13	<-mm-> U-hook	500 + 500 PEF-500 + PEF-500	525 + 525 PEM-530 + PEM-530



U-hook



A - side lock



B - pinch tab
G - pinch tab BMW






C - new bayonet



F16 - push button
F19 - push button

Wiper Blades

Application Tables – Left Hand Drive Right Hand Drive

		Arm Type	Flat 	Standard 
LADA <i>Continued</i>				
SAMARA (2113, 2114)				
	03/97 - 12/13	<-mm-> U-hook	500 + 500 PEF-500 + PEF-500	500 + 500 PEM-500 + PEM-500
SAMARA (21099, 2115)				
	09/87 - 12/12	<-mm-> U-hook	530 + 530 PEF-530 + PEF-530	525 + 525 PEM-530 + PEM-530
VESTA (GFL_)				
	11/15 -	<-mm-> U-hook	600 + 450 PEF-600 + PEF-450	600 + 450 PEM-600 + PEM-450
VESTA SW (GFK_)				
	11/15 -	<-mm-> U-hook	600 + 450 PEF-600 + PEF-450	600 + 450 PEM-600 + PEM-450
XRAY (GAB_)				
	02/16 -	<-mm-> C- new bayonet	650 + 350 PEF-650 + PEF-350	
LANCIA				
A 112				
	03/78 - 12/86	<-mm-> U-hook	380 + 380 PEF-380 + PEF-380	375 + 375 PEM-380 + PEM-380
BETA				
	09/75 - 12/79	<-mm->	450 + 450 PEF-450 + PEF-450	450 + 450 PEM-450 + PEM-450
BETA (828_)				
	08/73 - 10/86	<-mm-> U-hook	450 + 450 PEF-450 + PEF-450	450 + 450 PEM-450 + PEM-450
	09/74 - 12/84	<-mm->	450 + 450 PEF-450 + PEF-450	450 + 450 PEM-450 + PEM-450
BETA Spider (828_)				
	05/76 - 10/86	<-mm-> U-hook	450 + 450 PEF-450 + PEF-450	450 + 450 PEM-450 + PEM-450
DEDRA (835_)				
	01/89 - 07/99	<-mm-> U-hook	530 + 480 PEF-530 + PEF-480	525 + 475 PEM-530 + PEM-480
DEDRA SW (835_)				
	07/94 - 07/99	<-mm-> U-hook	500 + 500 PEF-500 + PEF-500	525 + 475 PEM-530 + PEM-480
DELTA I (831_)				
	09/79 - 01/94	<-mm-> U-hook	450 + 450 PEF-450 + PEF-450	450 + 450 PEM-450 + PEM-450
DELTA II (836_)				
	06/93 - 09/99	<-mm-> U-hook	530 + 480 PEF-530 + PEF-480	525 + 475 PEM-530 + PEM-480
DELTA III (844_)				
	08/08 - 08/14	<-mm-> F19- push button	600 + 450 PEF-600 + PEF-450	
FLAVIA (JS_)				
	03/12 - 12/14	<-mm-> U-hook		600 + 525 PEM-600 + PEM-530
FULVIA (818_)				
	01/65 - 12/76	<-mm-> U-hook	350 + 350 PEF-350 + PEF-350	350 + 350 PEM-350 + PEM-350
FULVIA Berlina				
	11/64 - 12/69	<-mm-> U-hook	350 + 350 PEF-350 + PEF-350	350 + 350 PEM-350 + PEM-350



U-hook



A - side lock



B - pinch tab
G - pinch tab BMW




















C - new bayonet



F16 - push button
F19 - push button

Wiper Blades

Application Tables – Left Hand Drive Right Hand Drive

		Arm Type	Flat		Standard	
						
LANCIA <i>Continued</i>						
FULVIA Berlina (818_)						
	12/69 - 03/75	<-mm-> U-hook	350 + 350 PEF-350 + PEF-350		350 + 350 PEM-350 + PEM-350	
KAPPA (838_)						
	08/94 - 10/01	<-mm-> U-hook	600 + 500 PEF-600 + PEF-500		600 + 525 PEM-600 + PEM-530	
KAPPA SW (838_)						
	07/96 - 10/01	<-mm-> U-hook	600 + 500 PEF-600 + PEF-500		600 + 525 PEM-600 + PEM-530	
LYBRA (839_)						
	07/99 - 10/05	<-mm-> U-hook	550 + 500 PEF-550 + PEF-500		550 + 500 PEM-550 + PEM-500	
LYBRA SW (839_)						
	07/99 - 10/05	<-mm-> U-hook	550 + 500 PEF-550 + PEF-500		550 + 500 PEM-550 + PEM-500	
MUSA (350_)						
	10/04 - 09/12	<-mm-> U-hook	550 + 380 PEF-550 + PEF-380		550 + 375 PEM-550 + PEM-380	
PHEdra (179_)						
	09/02 - 11/10	<-mm-> U-hook	650 + 650 PEF-650 + PEF-650		650 + 650 PEM-650 + PEM-650	
PRISMA (831_)						
	01/83 - 02/92	<-mm-> U-hook	450 + 450 PEF-450 + PEF-450		450 + 450 PEM-450 + PEM-450	
SCORPION (137_)						
	09/75 - 10/83	<-mm-> U-hook	450 + 450 PEF-450 + PEF-450		450 + 450 PEM-450 + PEM-450	
THEMA (834_)						
	11/84 - 07/94	<-mm-> U-hook	500 + 500 PEF-500 + PEF-500		500 + 500 PEM-500 + PEM-500	
THEMA (LX_)						
	09/11 - 10/14	<-mm-> U-hook	600 + 530 PEF-600 + PEF-530		600 + 525 PEM-600 + PEM-530	
THEMA SW (834_)						
	03/87 - 07/94	<-mm-> U-hook	500 + 500 PEF-500 + PEF-500		500 + 500 PEM-500 + PEM-500	
THEsis (841_)						
	07/02 - 07/09	<-mm-> U-hook	650 + 500 PEF-650 + PEF-500		650 + 500 PEM-650 + PEM-500	
VOYAGER (404_)						
	09/11 - 12/14	<-mm-> U-hook	650 + 500 PEF-650 + PEF-500		650 + 500 PEM-650 + PEM-500	
Y (840_)						
	11/95 - 09/03	<-mm-> U-hook	550 + 400 PEF-550 + PEF-400		600 + 400 PEM-600 + PEM-400	
Y10 (156_)						
	03/85 - 12/95	<-mm-> U-hook	450 PEF-450		450 PEM-450	
YPSILON (312_)						
	05/11 -	<-mm-> F19- push button	600 + 380 PEF-600 + PEF-380			
YPSILON (843_)						
	10/03 - 12/11	<-mm-> U-hook	600 + 400 PEF-600 + PEF-400		600 + 400 PEM-600 + PEM-400	



U-hook



A - side lock



B - pinch tab
G - pinch tab BMW















C - new bayonet



F16 - push button
F19 - push button

Wiper Blades



Application Tables – Left Hand Drive Right Hand Drive

		Arm Type	Flat 	Standard 
LANCIA Continued				
ZETA (22_)				
	05/95 - 10/03	<-mm-> U-hook	650 + 500 PEF-650 + PEF-500	650 + 500 PEM-650 + PEM-500
LAND ROVER				
90 I (LDV)				
	01/84 - 08/90	<-mm-> U-hook	350 + 350 PEF-350 + PEF-350	350 + 350 PEM-350 + PEM-350
110/127 (LDH)				
	09/83 - 12/90	<-mm-> U-hook	350 + 350 PEF-350 + PEF-350	350 + 350 PEM-350 + PEM-350
DISCOVERY I (LJ)				
	06/89 - 12/98	<-mm-> U-hook	450 + 450 PEF-450 + PEF-450	450 + 450 PEM-450 + PEM-450
DISCOVERY II (L318)				
	10/98 - 08/04	<-mm-> U-hook	530 + 530 PEF-530 + PEF-530	525 + 525 PEM-530 + PEM-530
DISCOVERY III (L319)				
	07/04 - 09/09	<-mm-> U-hook	550 + 530 PEF-550 + PEF-530	550 + 525 PEM-550 + PEM-530
DISCOVERY III VAN (L319)				
	01/07 - 07/09	<-mm-> U-hook	550 + 530 PEF-550 + PEF-530	550 + 525 PEM-550 + PEM-530
DISCOVERY IV (L319)				
	09/09 - 12/18	<-mm-> U-hook	550 + 550 PEF-550 + PEF-550	550 + 550 PEM-550 + PEM-550
DISCOVERY IV VAN (L319)				
	09/09 - 12/17	<-mm-> U-hook	550 + 550 PEF-550 + PEF-550	550 + 550 PEM-550 + PEM-550
DISCOVERY SPORT (L550)				
	09/14 -	<-mm-> U-hook	650 + 500 PEF-650 + PEF-500	650 + 500 PEM-650 + PEM-500
FREELANDER 2 (L359)				
	10/06 - 12/15	<-mm-> B- pinch tab	600 + 500 PEF-600 + PEF-500	
FREELANDER 2 VAN (L359)				
	10/06 - 10/14	<-mm-> B- pinch tab	600 + 500 PEF-600 + PEF-500	
FREELANDER I (L314)				
	02/98 - 10/06	<-mm-> U-hook	550 + 530 PEF-550 + PEF-530	550 + 525 PEM-550 + PEM-530
FREELANDER I Soft Top (L314)				
	02/98 - 10/06	<-mm-> U-hook	550 + 500 PEF-550 + PEF-500	550 + 525 PEM-550 + PEM-530
RANGE ROVER EVOQUE (L538)				
	06/11 - 12/19	<-mm-> F19- push button	600 + 530 PEF-600 + PEF-530	
RANGE ROVER EVOQUE (L551)				
	12/18 -	<-mm-> F16- push button	650 + 530 PEF-650 + PEF-530	
RANGE ROVER I				
	10/69 - 04/96	<-mm-> U-hook	450 + 450 PEF-450 + PEF-450	450 + 450 PEM-450 + PEM-450
RANGE ROVER II (P38A)				
	07/94 - 03/02	<-mm-> U-hook	550 + 550 PEF-550 + PEF-550	550 + 550 PEM-550 + PEM-550



Wiper Blades

Application Tables – Left Hand Drive Right Hand Drive

		Arm Type	Flat 	Standard 
LAND ROVER <i>Continued</i>				
RANGE ROVER III (L322)				
	03/02 - 12/12	<-mm-> U-hook	650 + 650 PEF-650 + PEF-650	650 + 650 PEM-650 + PEM-650
RANGE ROVER SPORT I (L320)				
	02/05 - 03/13	<-mm-> U-hook	550 + 530 PEF-550 + PEF-530	550 + 525 PEM-550 + PEM-530
RANGE ROVER VELAR (L560)				
	03/17 -	<-mm-> F19- push button	650 + 480 PEF-650 + PEF-480	
LEXUS				
CT (ZWA10_)				
	12/10 -	<-mm-> U-hook	650 + 450 PEF-650 + PEF-450	650 + 450 PEM-650 + PEM-450
ES (_V4_)				
	03/06 - 12/12	<-mm-> U-hook	600 + 480 PEF-600 + PEF-480	600 + 475 PEM-600 + PEM-480
ES (_V6_)				
	06/12 - 06/18	<-mm-> U-hook	650 + 450 PEF-650 + PEF-450	650 + 450 PEM-650 + PEM-450
ES (_Z10_, _A10_, _H10_)				
	07/18 -	<-mm-> U-hook	650 + 450 PEF-650 + PEF-450	650 + 450 PEM-650 + PEM-450
ES (VCV10_, VZV21_)				
	09/89 - 12/97	<-mm-> U-hook	530 + 530 PEF-530 + PEF-530	525 + 525 PEM-530 + PEM-530
GS (_L1_)				
	09/11 -	<-mm-> U-hook	650 + 450 PEF-650 + PEF-450	650 + 450 PEM-650 + PEM-450
GS (_S16_)				
	08/97 - 12/04	<-mm-> U-hook	600 + 500 PEF-600 + PEF-500	600 + 500 PEM-600 + PEM-500
GS (_S19_)				
	01/05 - 12/12	<-mm-> U-hook	600 + 500 PEF-600 + PEF-500	600 + 500 PEM-600 + PEM-500
GS (JZS147_)				
	01/93 - 08/97	<-mm-> U-hook	530 + 480 PEF-530 + PEF-480	525 + 475 PEM-530 + PEM-480
IS C (GSE2_)				
	04/09 -	<-mm-> U-hook	550 + 500 PEF-550 + PEF-500	550 + 500 PEM-550 + PEM-500
IS I (_E1_)				
	04/99 - 07/05	<-mm-> U-hook	550 + 480 PEF-550 + PEF-480	550 + 475 PEM-550 + PEM-480
IS II (_E2_)				
	08/05 - 04/13	<-mm-> U-hook	550 + 500 PEF-550 + PEF-500	550 + 500 PEM-550 + PEM-500
IS III (_E3_)				
	04/13 -	<-mm-> U-hook	600 + 450 PEF-600 + PEF-450	600 + 450 PEM-600 + PEM-450
IS SportCross (_E1_)				
	10/01 - 10/05	<-mm-> U-hook	550 + 480 PEF-550 + PEF-480	550 + 475 PEM-550 + PEM-480
LFA (LFA10_)				
	12/10 - 11/12	<-mm-> U-hook	600 + 600 PEF-600 + PEF-600	600 + 600 PEM-600 + PEM-600



U-hook



A - side lock



B - pinch tab
G - pinch tab BMW



C - new bayonet



F16 - push button
F19 - push button

Wiper Blades

Application Tables – Left Hand Drive Right Hand Drive

		Arm Type	Flat 	Standard 
LEXUS <i>Continued</i>				
LS (F1_)				
	09/89 - 12/95	<-mm-> U-hook	500 + 450 PEF-500 + PEF-450	550 + 400 PEM-550 + PEM-400
LS (F2_)				
	10/94 - 12/00	<-mm-> U-hook	550 + 400 PEF-550 + PEF-400	550 + 400 PEM-550 + PEM-400
LS (F3_)				
	08/00 - 08/06	<-mm-> U-hook	600 + 400 PEF-600 + PEF-400	600 + 400 PEM-600 + PEM-400
LS (F4_)				
	04/06 -	<-mm-> U-hook	600 + 430 PEF-600 + PEF-430	600 + 425 PEM-600 + PEM-430
LS (F5_)				
	10/17 -	<-mm-> U-hook	650 + 450 PEF-650 + PEF-450	650 + 450 PEM-650 + PEM-450
LX (J2_)				
	08/07 -	<-mm-> U-hook	600 + 550 PEF-600 + PEF-550	600 + 550 PEM-600 + PEM-550
LX (UZJ100)				
	09/97 - 03/08	<-mm-> U-hook	600 + 530 PEF-600 + PEF-530	600 + 525 PEM-600 + PEM-530
RC (C1_)				
	08/14 -	<-mm-> U-hook	600 + 450 PEF-600 + PEF-450	600 + 450 PEM-600 + PEM-450
RX (L1_)				
	12/08 - 12/15	<-mm-> U-hook	650 + 550 PEF-650 + PEF-550	650 + 550 PEM-650 + PEM-550
RX (L2_)				
	10/15 -	<-mm-> F19- push button	650 + 500 PEF-650 + PEF-500	
RX (U3_)				
	02/03 - 12/08	<-mm-> U-hook	650 + 550 PEF-650 + PEF-550	650 + 550 PEM-650 + PEM-550
RX (MCU15)				
	01/98 - 05/03	<-mm-> U-hook	600 + 530 PEF-600 + PEF-530	600 + 525 PEM-600 + PEM-530
SC (UZZ40_)				
	01/01 - 07/10	<-mm-> U-hook	600 + 500 PEF-600 + PEF-500	600 + 500 PEM-600 + PEM-500
LIFAN				
320				
	07/06 -	<-mm-> U-hook	450 + 450 PEF-450 + PEF-450	450 + 450 PEM-450 + PEM-450
520				
	04/06 -	<-mm-> U-hook	600 + 400 PEF-600 + PEF-400	600 + 400 PEM-600 + PEM-400
X50				
	10/14 -	<-mm-> U-hook	600 + 350 PEF-600 + PEF-350	600 + 350 PEM-600 + PEM-350
X60				
	01/11 -	<-mm-> U-hook	600 + 450 PEF-600 + PEF-450	600 + 450 PEM-600 + PEM-450
LINCOLN				
CONTINENTAL TOWN CAR				
	01/93 - 12/02	<-mm-> U-hook		600 + 500 PEM-600 + PEM-500



U-hook



A - side lock



B - pinch tab
G - pinch tab BMW



C - new bayonet



F16 - push button
F19 - push button

Wiper Blades

Application Tables – Left Hand Drive Right Hand Drive

		Arm Type	Flat		Standard	
						
LOTUS						
ELAN						
	09/89 - 11/95	<-mm->	550 + 550		550 + 550	
		U-hook	PEF-550 + PEF-550		PEM-550 + PEM-550	
ELISE						
	08/95 -	<-mm->	650		650	
		U-hook	PEF-650		PEM-650	
ELISE 340 R						
	02/00 - 02/01	<-mm->	650		650	
		U-hook	PEF-650		PEM-650	
EUROPA S						
	07/06 -	<-mm->	650		650	
		U-hook	PEF-650		PEM-650	
EXIGE						
	06/12 -	<-mm->	650		650	
		U-hook	PEF-650		PEM-650	
EXIGE (SCC_)						
	05/00 - 06/12	<-mm->	650		650	
		U-hook	PEF-650		PEM-650	
MAN						
TGE						
	02/17 -	<-mm->	700 + 650			
		F19- push button	PEF-700 + PEF-650			
TGE (UZ_)						
	11/16 -	<-mm->	700 + 650			
		F19- push button	PEF-700 + PEF-650			
MASERATI						
GRANCABRIO						
	03/10 -	<-mm->	650 + 430		650 + 425	
		U-hook	PEF-650 + PEF-430		PEM-650 + PEM-430	
GRAN TURISMO						
	09/07 -	<-mm->	650 + 430		650 + 425	
		U-hook	PEF-650 + PEF-430		PEM-650 + PEM-430	
MAZDA						
2 (DE_, DH_)						
	07/07 - 06/15	<-mm->	600 + 350		600 + 350	
		U-hook	PEF-600 + PEF-350		PEM-600 + PEM-350	
2 (DL, DJ)						
	08/14 -	<-mm->	550 + 430		550 + 425	
		U-hook	PEF-550 + PEF-430		PEM-550 + PEM-430	
2 (DY)						
	02/03 - 06/07	<-mm->	600 + 400		600 + 400	
		U-hook	PEF-600 + PEF-400		PEM-600 + PEM-400	
3 (BK)						
	09/99 - 12/09	<-mm->	530 + 480			
		A- side lock	PEF-530 + PEF-480			
3 (BL)						
	12/08 - 12/14	<-mm->	600 + 480		600 + 475	
		U-hook	PEF-600 + PEF-480		PEM-600 + PEM-480	
3 (BM)						
	04/15 - 05/16	<-mm->	600 + 450		600 + 450	
		U-hook	PEF-600 + PEF-450		PEM-600 + PEM-450	
3 (BM_, BN_)						
	09/13 -	<-mm->	600 + 450		600 + 450	
		U-hook	PEF-600 + PEF-450		PEM-600 + PEM-450	



U-hook



A - side lock



B - pinch tab
G - pinch tab BMW



C - new bayonet



F16 - push button
F19 - push button

Wiper Blades

Application Tables – Left Hand Drive Right Hand Drive

		Arm Type	Flat 	Standard 
MAZDA <i>Continued</i>				
3 (BM, BN)				
	07/13 -	<-mm-> U-hook	600 + 450 PEF-600 + PEF-450	600 + 450 PEM-600 + PEM-450
3 (BP)				
	11/18 -	<-mm-> U-hook	650 + 400 PEF-650 + PEF-400	650 + 400 PEM-650 + PEM-400
3 (BP_)				
	11/18 -	<-mm-> U-hook	650 + 450 PEF-650 + PEF-450	650 + 450 PEM-650 + PEM-450
5 (CR19)				
	02/05 - 12/10	<-mm-> U-hook	650 + 400 PEF-650 + PEF-400	650 + 400 PEM-650 + PEM-400
5 (CW)				
	06/10 -	<-mm-> U-hook	650 + 400 PEF-650 + PEF-400	650 + 400 PEM-650 + PEM-400
6 (GG)				
	06/02 - 12/08	<-mm-> U-hook	550 + 480 PEF-550 + PEF-480	550 + 450 PEM-550 + PEM-450
	08/02 - 12/08	<-mm-> U-hook	500 + 480 PEF-500 + PEF-480	550 + 450 PEM-550 + PEM-450
6 (GH)				
	08/07 - 12/13	<-mm-> U-hook	600 + 400 PEF-600 + PEF-400	600 + 400 PEM-600 + PEM-400
6 (GJ)				
	01/13 - 05/16	<-mm-> U-hook	600 + 450 PEF-600 + PEF-450	600 + 450 PEM-600 + PEM-450
6 (GJ, GL)				
	08/12 - 03/18	<-mm-> U-hook	600 + 450 PEF-600 + PEF-450	
	12/12 - 03/18	<-mm->	600 + 450 PEF-600 + PEF-450	600 + 450 PEM-600 + PEM-450
6 Station Wagon (GY)				
	01/02 - 02/08	<-mm-> U-hook	550 + 480 PEF-550 + PEF-480	550 + 450 PEM-550 + PEM-450
121 I (DA)				
	03/87 - 06/91	<-mm-> U-hook	450 + 450 PEF-450 + PEF-450	450 + 450 PEM-450 + PEM-450
121 II (DB)				
	11/90 - 05/97	<-mm-> U-hook	500 + 400 PEF-500 + PEF-400	500 + 400 PEM-500 + PEM-400
121 III (JASM, JBSM)				
	03/96 - 04/03	<-mm-> U-hook	480 + 480 PEF-480 + PEF-480	475 + 475 PEM-480 + PEM-480
323 C IV (BG)				
	06/89 - 09/00	<-mm-> U-hook	530 + 450 PEF-530 + PEF-450	525 + 450 PEM-530 + PEM-450
323 C V (BA)				
	08/94 - 01/01	<-mm-> U-hook	530 + 450 PEF-530 + PEF-450	525 + 450 PEM-530 + PEM-450
323 F IV (BG)				
	04/87 - 10/94	<-mm-> U-hook	530 + 450 PEF-530 + PEF-450	525 + 450 PEM-530 + PEM-450
323 F V (BA)				
	07/94 - 09/98	<-mm-> U-hook	530 + 450 PEF-530 + PEF-450	525 + 450 PEM-530 + PEM-450



U-hook



A - side lock



B - pinch tab
G - pinch tab BMW



C - new bayonet



F16 - push button
F19 - push button

Wiper Blades

Application Tables – Left Hand Drive Right Hand Drive

		Arm Type	Flat 	Standard 
MAZDA <i>Continued</i>				
323 F VI (BJ)				
	09/98 - 05/04	<-mm-> U-hook	530 + 450 PEF-530 + PEF-450	525 + 475 PEM-530 + PEM-480
323 I (FA)				
	01/77 - 11/82	<-mm-> U-hook	380 + 380 PEF-380 + PEF-380	375 + 375 PEM-380 + PEM-380
323 I Station Wagon (FA)				
	05/78 - 05/86	<-mm-> U-hook	380 + 380 PEF-380 + PEF-380	375 + 375 PEM-380 + PEM-380
323 II (BD)				
	06/80 - 10/89	<-mm-> U-hook	450 + 450 PEF-450 + PEF-450	450 + 450 PEM-450 + PEM-450
323 III (BF)				
	08/85 - 08/93	<-mm-> U-hook	450 + 450 PEF-450 + PEF-450	525 + 450 PEM-530 + PEM-450
323 III Station Wagon (BW)				
	01/86 - 10/98	<-mm-> U-hook	450 + 450 PEF-450 + PEF-450	525 + 450 PEM-530 + PEM-450
323 P V (BA)				
	10/96 - 09/98	<-mm-> U-hook	530 + 450 PEF-530 + PEF-450	525 + 450 PEM-530 + PEM-450
323 S IV (BG)				
	06/89 - 10/96	<-mm-> U-hook	530 + 450 PEF-530 + PEF-450	525 + 450 PEM-530 + PEM-450
323 S V (BA)				
	09/92 - 12/03	<-mm-> U-hook	530 + 450 PEF-530 + PEF-450	525 + 475 PEM-530 + PEM-480
323 S VI (BJ)				
	05/98 - 05/04	<-mm-> U-hook	530 + 450 PEF-530 + PEF-450	525 + 475 PEM-530 + PEM-480
626 II (GC)				
	11/82 - 01/90	<-mm-> U-hook	450 + 450 PEF-450 + PEF-450	450 + 450 PEM-450 + PEM-450
626 III (GD)				
	06/87 - 05/92	<-mm-> U-hook	480 + 480 PEF-480 + PEF-480	475 + 475 PEM-480 + PEM-480
626 III Station Wagon (GV)				
	09/87 - 10/98	<-mm-> U-hook	480 + 480 PEF-480 + PEF-480	475 + 475 PEM-480 + PEM-480
626 IV (GE)				
	08/91 - 08/98	<-mm-> U-hook	530 + 500 PEF-530 + PEF-500	525 + 475 PEM-530 + PEM-480
626 V (GF)				
	05/97 - 12/02	<-mm-> U-hook	530 + 480 PEF-530 + PEF-480	525 + 475 PEM-530 + PEM-480
626 V Station Wagon (GW)				
	01/98 - 12/02	<-mm-> U-hook	530 + 480 PEF-530 + PEF-480	525 + 475 PEM-530 + PEM-480
929 II (HB)				
	12/81 - 09/87	<-mm-> U-hook	450 + 450 PEF-450 + PEF-450	450 + 450 PEM-450 + PEM-450
929 III (HC)				
	05/87 - 08/91	<-mm-> U-hook	480 + 480 PEF-480 + PEF-480	500 + 500 PEM-500 + PEM-500



U-hook



A - side lock



B - pinch tab
G - pinch tab BMW






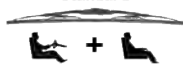


















C - new bayonet



F16 - push button
F19 - push button

Wiper Blades

Application Tables – Left Hand Drive Right Hand Drive

		Arm Type		
MAZDA <i>Continued</i>				
B-SERIE (PE)				
	02/77 - 01/82	<-mm->	400 + 400	400 + 400
		U-hook	PEF-400 + PEF-400	PEM-400 + PEM-400
B-SERIE (UD)				
	01/81 - 08/85	<-mm->	450 + 400	450 + 400
		U-hook	PEF-450 + PEF-400	PEM-450 + PEM-400
B-SERIE (UF)				
	01/85 - 10/01	<-mm->	450 + 450	450 + 450
		U-hook	PEF-450 + PEF-450	PEM-450 + PEM-450
B-SERIE (UN)				
	11/98 - 12/08	<-mm->	450 + 450	450 + 450
		U-hook	PEF-450 + PEF-450	PEM-450 + PEM-450
BT-50 (CD, UN)				
	08/06 -	<-mm->	450 + 450	450 + 450
		U-hook	PEF-450 + PEF-450	PEM-450 + PEM-450
CX-3 (DK)				
	01/15 -	<-mm->	550 + 450	550 + 450
		U-hook	PEF-550 + PEF-450	PEM-550 + PEM-450
CX-5 (KE, GH)				
	11/11 - 02/17	<-mm->	600 + 450	600 + 450
		U-hook	PEF-600 + PEF-450	PEM-600 + PEM-450
CX-7 (ER)				
	06/06 - 12/14	<-mm->	650 + 400	650 + 400
		U-hook	PEF-650 + PEF-400	PEM-650 + PEM-400
CX-9 (TB)				
	09/06 -	<-mm->	650 + 400	650 + 400
		U-hook	PEF-650 + PEF-400	PEM-650 + PEM-400
CX-30 (DM)				
	04/19 -	<-mm->	650 + 400	650 + 400
		U-hook	PEF-650 + PEF-400	PEM-650 + PEM-400
DEMIO (DW)				
	01/96 - 07/03	<-mm->	500 + 400	500 + 400
		U-hook	PEF-500 + PEF-400	PEM-500 + PEM-400
E				
	04/78 - 06/84	<-mm->	350 + 350	350 + 350
		U-hook	PEF-350 + PEF-350	PEM-350 + PEM-350
E (SD1)				
	01/83 - 07/99	<-mm->	400 + 400	400 + 400
		U-hook	PEF-400 + PEF-400	PEM-400 + PEM-400
E (SD1, SL)				
	08/99 - 02/06	<-mm->	400 + 400	400 + 400
		U-hook	PEF-400 + PEF-400	PEM-400 + PEM-400
E (SG)				
	06/95 - 12/06	<-mm->	400 + 400	400 + 400
		U-hook	PEF-400 + PEF-400	PEM-400 + PEM-400
E (SR1)				
	01/84 - 07/04	<-mm->	400 + 400	400 + 400
		U-hook	PEF-400 + PEF-400	PEM-400 + PEM-400
E (SR2)				
	10/83 - 07/04	<-mm->	400 + 400	400 + 400
		U-hook	PEF-400 + PEF-400	PEM-400 + PEM-400
MPV I (LV)				
	09/88 - 09/99	<-mm->	550 + 500	550 + 500
		U-hook	PEF-550 + PEF-500	PEM-550 + PEM-500



U-hook



A - side lock



B - pinch tab
G - pinch tab BMW

















C - new bayonet



F16 - push button
F19 - push button

Wiper Blades

Application Tables – Left Hand Drive Right Hand Drive

		Arm Type	Flat 	Standard 
MAZDA <i>Continued</i>				
MPV II (LW)				
	08/99 - 12/06	<-mm-> U-hook	600 + 550 PEF-600 + PEF-550	600 + 600 PEM-600 + PEM-600
MX-3 (EC)				
	05/91 - 09/98	<-mm-> U-hook	530 + 450 PEF-530 + PEF-450	525 + 450 PEM-530 + PEM-450
MX-5 I (NA)				
	09/89 - 04/98	<-mm-> U-hook	450 + 450 PEF-450 + PEF-450	450 + 450 PEM-450 + PEM-450
MX-5 II (NB)				
	01/98 - 10/05	<-mm-> U-hook	450 + 450 PEF-450 + PEF-450	450 + 450 PEM-450 + PEM-450
MX-5 III (NC)				
	03/05 - 12/14	<-mm-> U-hook	450 + 450 PEF-450 + PEF-450	450 + 450 PEM-450 + PEM-450
MX-5 IV (ND)				
	04/15 -	<-mm-> U-hook	480 + 450 PEF-480 + PEF-450	475 + 450 PEM-480 + PEM-450
MX-5 RF (ND)				
	10/16 -	<-mm-> U-hook	450 + 480 PEF-450 + PEF-480	450 + 475 PEM-450 + PEM-480
MX-6 (GE)				
	07/91 - 09/97	<-mm-> U-hook	500 + 500 PEF-500 + PEF-500	500 + 500 PEM-500 + PEM-500
PREMACY (CP)				
	01/99 - 03/05	<-mm-> U-hook	600 + 400 PEF-600 + PEF-400	600 + 400 PEM-600 + PEM-400
RX-5				
	06/75 - 12/81	<-mm-> U-hook	450 + 450 PEF-450 + PEF-450	450 + 450 PEM-450 + PEM-450
RX-7 I (SA)				
	03/78 - 03/86	<-mm-> U-hook	450 + 450 PEF-450 + PEF-450	450 + 450 PEM-450 + PEM-450
RX-7 II				
	01/88 - 06/92	<-mm-> U-hook	430 + 430 PEF-430 + PEF-430	500 + 500 PEM-500 + PEM-500
RX-7 II (FC)				
	11/85 - 12/91	<-mm-> U-hook	500 + 500 PEF-500 + PEF-500	500 + 500 PEM-500 + PEM-500
RX-7 III (FD)				
	07/92 - 08/02	<-mm-> U-hook	550 + 500 PEF-550 + PEF-500	500 + 500 PEM-500 + PEM-500
RX-8 (SE, FE)				
	10/03 - 06/12	<-mm-> U-hook	500 + 450 PEF-500 + PEF-450	500 + 450 PEM-500 + PEM-450
TRIBUTE (EP)				
	03/00 - 05/08	<-mm-> U-hook	480 + 480 PEF-480 + PEF-480	475 + 475 PEM-480 + PEM-480
XEDOS 6 (CA)				
	01/92 - 10/99	<-mm-> U-hook	530 + 500 PEF-530 + PEF-500	525 + 500 PEM-530 + PEM-500
XEDOS 9 (TA)				
	07/93 - 09/02	<-mm-> U-hook	530 + 500 PEF-530 + PEF-500	525 + 500 PEM-530 + PEM-500



U-hook



A - side lock



B - pinch tab
G - pinch tab BMW










C - new bayonet



F16 - push button
F19 - push button

Wiper Blades




















Application Tables – Left Hand Drive Right Hand Drive

		Arm Type	Flat 	Standard 
MERCEDES-BENZ				
/8 (W114)				
	01/68 - 02/77	<-mm-> U-hook	400 + 400 PEF-400 + PEF-400	400 + 400 PEM-400 + PEM-400
/8 (W115)				
	01/68 - 01/77	<-mm-> U-hook	400 + 400 PEF-400 + PEF-400	400 + 400 PEM-400 + PEM-400
124 (A124)				
	09/91 - 06/93	<-mm-> U-hook	600 + 600 PEF-600 + PEF-600	600 + 600 PEM-600 + PEM-600
124 (C124)				
	03/87 - 07/93	<-mm-> U-hook	600 + 600 PEF-600 + PEF-600	600 + 600 PEM-600 + PEM-600
124 (W124)				
	12/84 - 08/93	<-mm-> U-hook		600 PEM-600
124 T-Model (S124)				
	09/85 - 12/93	<-mm-> U-hook		600 PEM-600
190 (W201)				
	10/82 - 08/93	<-mm-> U-hook	600 PEF-600	600 PEM-600
A-CLASS (W168)				
	07/97 - 08/05	<-mm-> U-hook	650 + 550 PEF-650 + PEF-550	650 + 600 PEM-650 + PEM-600
A-CLASS (W169)				
	04/04 - 06/12	<-mm-> B- pinch tab	650 + 550 PEF-650 + PEF-550	
A-CLASS (W176)				
	06/12 - 06/15	<-mm-> B- pinch tab	600 + 480 PEF-600 + PEF-480	
B-CLASS Sports Tourer (W245)				
	03/05 - 11/11	<-mm-> B- pinch tab	650 + 550 PEF-650 + PEF-550	
B-CLASS Sports Tourer (W246, W242)				
	10/11 - 12/18	<-mm-> B- pinch tab	650 + 480 PEF-650 + PEF-480	
C-CLASS (C204)				
	01/11 -	<-mm-> A- side lock	600 + 600 PEF-600 + PEF-600	
C-CLASS (CL203)				
	03/01 - 01/04	<-mm-> U-hook	530 + 500 PEF-530 + PEF-500	600 + 500 PEM-600 + PEM-500
	02/04 - 06/11	<-mm-> D - slide lock	530 + 500 PEF-530 + PEF-500	
C-CLASS (W202)				
	03/93 - 05/00	<-mm-> U-hook	600 PEF-600	600 PEM-600
C-CLASS (W203)				
	05/00 - 01/04	<-mm-> U-hook	600 + 530 PEF-600 + PEF-530	600 + 500 PEM-600 + PEM-500
	02/04 - 12/07	<-mm-> D - slide lock	600 + 530 PEF-600 + PEF-530	
C-CLASS (W204)				
	01/07 - 04/13	<-mm-> A- side lock	600 + 600 PEF-600 + PEF-600	



Wiper Blades

Application Tables – Left Hand Drive Right Hand Drive

		Arm Type	Flat 	Standard 
MERCEDES-BENZ <i>Continued</i>				
C-CLASS (W204) <i>Continued</i>				
	04/13 - 01/15	<-mm-> F19/16- push button	600 + 600 PEF-600 + PEF-600	
C-CLASS T-Model (S202)				
	06/96 - 03/01	<-mm-> U-hook	600 PEF-600	600 PEM-600
C-CLASS T-Model (S203)				
	03/01 - 01/04	<-mm-> U-hook	600 + 530 PEF-600 + PEF-530	600 + 500 PEM-600 + PEM-500
	02/04 - 08/07	<-mm-> D - slide lock	600 + 530 PEF-600 + PEF-530	
C-CLASS T-Model (S204)				
	08/07 - 04/13	<-mm-> A- side lock	600 + 600 PEF-600 + PEF-600	
	04/13 - 08/14	<-mm-> F19/16- push button	600 + 600 PEF-600 + PEF-600	
CITAN (W415)				
	11/12 - 08/21	<-mm-> U-hook	550 + 530 PEF-550 + PEF-530	500 + 500 PEM-500 + PEM-500
CITAN Mixto (Double Cabin) (W415)				
	11/12 - 08/21	<-mm-> U-hook	550 + 530 PEF-550 + PEF-530	500 + 500 PEM-500 + PEM-500
CLA (C117)				
	01/13 - 07/15	<-mm-> B- pinch tab	600 + 480 PEF-600 + PEF-480	
CLA Shooting Brake (X117)				
	01/15 - 07/15	<-mm-> B- pinch tab	600 + 480 PEF-600 + PEF-480	
CLK (A208)				
	03/98 - 03/02	<-mm-> U-hook	600 PEF-600	600 PEM-600
CLK (C208)				
	06/97 - 12/03	<-mm-> U-hook	600 PEF-600	600 PEM-600
CLS (C218)				
	01/11 - 07/14	<-mm-> A- side lock	600 + 600 PEF-600 + PEF-600	
	07/14 - 12/17	<-mm-> F19/16- push button	600 + 600 PEF-600 + PEF-600	
CLS (C219)				
	10/04 - 02/11	<-mm-> A- side lock	650 + 650 PEF-650 + PEF-650	
CLS Shooting Brake (X218)				
	10/12 - 07/14	<-mm-> A- side lock	600 + 600 PEF-600 + PEF-600	
	07/14 - 12/17	<-mm-> F19/16- push button	600 + 600 PEF-600 + PEF-600	
E-CLASS (A124)				
	05/93 - 03/98	<-mm-> U-hook	600 PEF-600	600 PEM-600
E-CLASS (A207)				
	01/10 - 03/13	<-mm-> A- side lock	600 + 600 PEF-600 + PEF-600	
	03/13 - 12/16	<-mm-> F19/16- push button	600 + 600 PEF-600 + PEF-600	



U-hook



A - side lock



B - pinch tab
G - pinch tab BMW



















C - new bayonet



F16 - push button
F19 - push button

Wiper Blades






















Application Tables – Left Hand Drive Right Hand Drive

		Arm Type	Flat	Standard
MERCEDES-BENZ <i>Continued</i>				
E-CLASS (C124)				
	06/93 - 06/97	<-mm-> U-hook	600 PEF-600	600 PEM-600
E-CLASS (C207)				
	01/09 - 03/13	<-mm-> A- side lock	600 + 600 PEF-600 + PEF-600	
	03/13 - 12/16	<-mm-> F19/16- push button	600 + 600 PEF-600 + PEF-600	
E-CLASS (W124)				
	02/93 - 06/96	<-mm-> U-hook	600 PEF-600	600 PEM-600
E-CLASS (W210)				
	06/95 - 08/03	<-mm-> U-hook	600 PEF-600	600 PEM-600
E-CLASS (W211)				
	03/02 - 03/09	<-mm-> A- side lock	650 + 650 PEF-650 + PEF-650	
E-CLASS (W212)				
	01/09 - 03/14	<-mm-> A- side lock	600 + 600 PEF-600 + PEF-600	
	03/14 - 12/16	<-mm-> F19- push button	600 + 600 PEF-600 + PEF-600	
E-CLASS T-Model (S124)				
	06/93 - 06/96	<-mm-> U-hook	600 PEF-600	600 PEM-600
E-CLASS T-Model (S210)				
	06/96 - 03/03	<-mm-> U-hook	600 PEF-600	600 PEM-600
E-CLASS T-Model (S211)				
	02/03 - 07/09	<-mm-> A- side lock	650 + 650 PEF-650 + PEF-650	
E-CLASS T-Model (S212)				
	08/09 - 03/14	<-mm-> A- side lock	600 + 600 PEF-600 + PEF-600	
	03/14 - 12/16	<-mm-> F19- push button	600 + 600 PEF-600 + PEF-600	
G-CLASS (W460)				
	03/79 - 08/93	<-mm-> U-hook	400 + 400 PEF-400 + PEF-400	400 + 400 PEM-400 + PEM-400
G-CLASS (W461)				
	09/89 -	<-mm-> U-hook	400 + 400 PEF-400 + PEF-400	400 + 400 PEM-400 + PEM-400
G-CLASS (W463)				
	09/89 -	<-mm-> U-hook	400 + 400 PEF-400 + PEF-400	400 + 400 PEM-400 + PEM-400
G-CLASS Cabrio (W463)				
	09/89 -	<-mm-> U-hook	400 + 400 PEF-400 + PEF-400	400 + 400 PEM-400 + PEM-400
GLA-CLASS (X156)				
	12/13 -	<-mm-> B- pinch tab	600 + 480 PEF-600 + PEF-480	
GL-CLASS (X164)				
	09/06 - 12/12	<-mm-> B- pinch tab	700 + 530 PEF-700 + PEF-530	



Wiper Blades

Application Tables – Left Hand Drive Right Hand Drive

		Arm Type	Flat 	Standard 
MERCEDES-BENZ <i>Continued</i>				
GL-CLASS (X166)				
	07/12 - 12/15	<-mm-> F19- push button	650 + 600 PEF-650 + PEF-600	
GLE (W166)				
	04/15 - 10/18	<-mm-> F19- push button	650 + 600 PEF-650 + PEF-600	
GLE Coupe (C292)				
	03/15 - 10/19	<-mm-> F19- push button	650 + 600 PEF-650 + PEF-600	
GLK-CLASS (X204)				
	06/08 - 02/14	<-mm-> A- side lock	550 + 480 PEF-550 + PEF-480	
	02/14 - 12/15	<-mm-> F19/16- push button	550 + 480 PEF-550 + PEF-480	
GLS (X166)				
	11/15 - 04/19	<-mm-> F19- push button	650 + 600 PEF-650 + PEF-600	
GULLWING (W198)				
	09/54 - 05/57	<-mm-> U-hook		600 PEM-600
M-CLASS (W163)				
	02/98 - 07/05	<-mm-> U-hook	550 + 530 PEF-550 + PEF-530	550 + 525 PEM-550 + PEM-530
M-CLASS (W164)				
	02/05 - 12/12	<-mm-> B- pinch tab	700 + 530 PEF-700 + PEF-530	
M-CLASS (W166)				
	06/11 - 12/15	<-mm-> F19- push button	600 + 550 PEF-600 + PEF-550	
R-CLASS (W251, V251)				
	08/05 - 10/17	<-mm-> B- pinch tab	700 + 530 PEF-700 + PEF-530	
S-CLASS (C126)				
	08/80 - 06/91	<-mm-> U-hook	530 + 530 PEF-530 + PEF-530	525 + 525 PEM-530 + PEM-530
S-CLASS (C140)				
	07/92 - 12/99	<-mm-> U-hook	600 PEF-600	600 PEM-600
S-CLASS (C216)				
	05/06 - 12/13	<-mm-> A- side lock	650 + 650 PEF-650 + PEF-650	
S-CLASS (C217)				
	04/14 -	<-mm-> F19- push button	600 + 550 PEF-600 + PEF-550	
S-CLASS (W116)				
	08/72 - 07/80	<-mm-> U-hook	480 + 450 PEF-480 + PEF-450	450 + 450 PEM-450 + PEM-450
S-CLASS (W126)				
	10/79 - 06/91	<-mm-> U-hook	550 + 550 PEF-550 + PEF-550	550 + 550 PEM-550 + PEM-550
S-CLASS (W140)				
	02/91 - 10/98	<-mm-> U-hook	700 + 600 PEF-700 + PEF-600	600 + 600 PEM-600 + PEM-600
S-CLASS (W220)				
	09/98 - 08/05	<-mm-> A- side lock	650 + 650 PEF-650 + PEF-650	650 + 650 PEM-650 + PEM-650



U-hook



A - side lock



B - pinch tab
G - pinch tab BMW
























C - new bayonet



F16 - push button
F19 - push button

Wiper Blades

Application Tables – Left Hand Drive Right Hand Drive

		Arm Type	Flat 	Standard 
MERCEDES-BENZ <i>Continued</i>				
S-CLASS (W221)				
	09/05 - 12/13	<-mm-> A- side lock	650 + 650 PEF-650 + PEF-650	
S-CLASS (W222, V222, X222)				
	05/13 -	<-mm-> B- pinch tab	650 + 550 PEF-650 + PEF-550	
SL (C107)				
	01/72 - 08/85	<-mm-> U-hook	450 + 450 PEF-450 + PEF-450	450 + 450 PEM-450 + PEM-450
SL (R107)				
	05/71 - 12/89	<-mm-> U-hook	450 + 450 PEF-450 + PEF-450	450 + 450 PEM-450 + PEM-450
SL (R129)				
	03/89 - 09/04	<-mm-> U-hook	600 PEF-600	600 PEM-600
SL (R198)				
	05/57 - 02/63	<-mm-> U-hook		600 PEM-600
SL (R230)				
	10/01 - 01/12	<-mm-> A- side lock	650 + 650 PEF-650 + PEF-650	
SL (R231)				
	12/11 -	<-mm-> A- side lock	650 + 530 PEF-650 + PEF-530	
SLC (R172)				
	01/16 -	<-mm-> B- pinch tab	550 + 550 PEF-550 + PEF-550	
SLK (R170)				
	04/96 - 04/04	<-mm-> U-hook	550 + 530 PEF-550 + PEF-530	550 + 525 PEM-550 + PEM-530
SLK (R171)				
	03/04 - 12/11	<-mm-> B- pinch tab	550 + 550 PEF-550 + PEF-550	
SLK (R172)				
	01/11 -	<-mm-> B- pinch tab	550 + 550 PEF-550 + PEF-550	
SLR (R199)				
	04/04 -	<-mm-> A- side lock	650 + 650 PEF-650 + PEF-650	
SLR Roadster (R199)				
	10/06 -	<-mm-> A- side lock	650 + 650 PEF-650 + PEF-650	
SPRINTER (B905)				
	04/01 -	<-mm-> U-hook	600 + 550 PEF-600 + PEF-550	600 + 550 PEM-600 + PEM-550
SPRINTER 2-t (B901, B902)				
	01/95 - 05/06	<-mm-> U-hook	600 + 530 PEF-600 + PEF-530	600 + 525 PEM-600 + PEM-530
SPRINTER 3,5-t (B906)				
	06/06 -	<-mm-> B- pinch tab	650 + 600 PEF-650 + PEF-600	
SPRINTER 3-t (B903)				
	01/95 - 05/12	<-mm-> U-hook	600 + 530 PEF-600 + PEF-530	600 + 525 PEM-600 + PEM-530



U-hook



A - side lock



B - pinch tab
G - pinch tab BMW

























C - new bayonet



F16 - push button
F19 - push button

Wiper Blades

Application Tables – Left Hand Drive Right Hand Drive

		Arm Type	Flat 	Standard 
MERCEDES-BENZ <i>Continued</i>				
SPRINTER 3-t (B906)				
	06/06 -	<-mm-> B- pinch tab	650 + 600 PEF-650 + PEF-600	
SPRINTER 4,6-t (B906)				
	06/06 -	<-mm-> B- pinch tab	650 + 600 PEF-650 + PEF-600	
SPRINTER 4-t (B904)				
	02/95 - 05/12	<-mm-> U-hook	600 + 530 PEF-600 + PEF-530	600 + 525 PEM-600 + PEM-530
SPRINTER 5-t (B905)				
	04/01 - 05/06	<-mm-> U-hook	600 + 550 PEF-600 + PEF-550	600 + 550 PEM-600 + PEM-550
SPRINTER 5-t (B906)				
	06/06 -	<-mm-> B- pinch tab	650 + 600 PEF-650 + PEF-600	
SPRINTER CLASSIC 3,5-t (B909)				
	09/13 -	<-mm-> U-hook	600 + 530 PEF-600 + PEF-530	600 + 525 PEM-600 + PEM-530
SPRINTER CLASSIC 4,6-t (B909)				
	09/13 -	<-mm-> B- pinch tab	600 + 530 PEF-600 + PEF-530	
	01/17 -	<-mm-> U-hook	600 + 530 PEF-600 + PEF-530	600 + 525 PEM-600 + PEM-530
T1 (601)				
	01/77 - 02/96	<-mm-> U-hook	500 + 500 PEF-500 + PEF-500	500 + 500 PEM-500 + PEM-500
T1 (601, 611)				
	05/77 - 02/96	<-mm-> U-hook	500 + 500 PEF-500 + PEF-500	500 + 500 PEM-500 + PEM-500
T1 (B601)				
	05/77 - 02/96	<-mm-> U-hook	500 + 500 PEF-500 + PEF-500	500 + 500 PEM-500 + PEM-500
VANEO (414)				
	02/02 - 07/05	<-mm-> U-hook	650 + 550 PEF-650 + PEF-550	650 + 600 PEM-650 + PEM-600
V-CLASS (638/2)				
	02/96 - 07/03	<-mm-> U-hook	650 + 550 PEF-650 + PEF-550	650 + 550 PEM-650 + PEM-550
VIANO (W639)				
	09/03 -	<-mm-> B- pinch tab	700 + 650 PEF-700 + PEF-650	
VITO (W638)				
	02/96 - 07/03	<-mm-> U-hook	650 + 550 PEF-650 + PEF-550	650 + 550 PEM-650 + PEM-550
VITO (W639)				
	09/03 -	<-mm-> B- pinch tab	700 + 650 PEF-700 + PEF-650	
VITO / MIXTO (W639)				
	08/03 -	<-mm-> B- pinch tab	700 + 650 PEF-700 + PEF-650	
X-CLASS (470)				
	09/17 -	<-mm-> U-hook	550 + 450 PEF-550 + PEF-450	550 + 450 PEM-550 + PEM-450



U-hook



A - side lock



B - pinch tab
G - pinch tab BMW



C - new bayonet



F16 - push button
F19 - push button

Wiper Blades

Application Tables – Left Hand Drive Right Hand Drive

		Arm Type	Flat	Standard
				
MG				
METRO				
	05/82 - 09/90	<-mm->	400 + 400	400 + 400
		U-hook	PEF-400 + PEF-400	PEM-400 + PEM-400
MG 3				
	04/11 -	<-mm->	550 + 430	550 + 425
		U-hook	PEF-550 + PEF-430	PEM-550 + PEM-430
MGF (RD)				
	03/95 - 03/02	<-mm->	500 + 500	500 + 500
		U-hook	PEF-500 + PEF-500	PEM-500 + PEM-500
MG TF				
	03/02 - 12/09	<-mm->	500 + 480	500 + 475
		U-hook	PEF-500 + PEF-480	PEM-500 + PEM-480
MG ZR				
	06/01 - 04/05	<-mm->	450 + 450	450 + 450
		U-hook	PEF-450 + PEF-450	PEM-450 + PEM-450
MG ZS				
	07/01 - 10/05	<-mm->	500 + 450	500 + 450
		U-hook	PEF-500 + PEF-450	PEM-500 + PEM-450
MINI				
MINI (F55)				
	09/13 -	<-mm->	480 + 450	475 + 450
		U-hook	PEF-480 + PEF-450	PEM-480 + PEM-450
MINI (F56)				
	12/13 -	<-mm->	480 + 450	475 + 450
		U-hook	PEF-480 + PEF-450	PEM-480 + PEM-450
MINI (F57)				
	11/14 -	<-mm->	480 + 450	475 + 450
		U-hook	PEF-480 + PEF-450	PEM-480 + PEM-450
MINI (R50, R53)				
	06/01 - 09/06	<-mm->	480 + 480	450 + 475
		U-hook	PEF-480 + PEF-480	PEM-450 + PEM-480
MINI (R52)				
	04/04 - 07/08	<-mm->	480 + 480	450 + 475
		U-hook	PEF-480 + PEF-480	PEM-450 + PEM-480
MINI (R56)				
	11/05 - 04/12	<-mm->	450 + 480	450 + 475
		U-hook	PEF-450 + PEF-480	PEM-450 + PEM-480
	04/12 - 01/14	<-mm->	450 + 480	
		C- new bayonet	PEF-450 + PEF-480	
MINI (R57)				
	10/07 - 04/12	<-mm->	450 + 480	450 + 475
		U-hook	PEF-450 + PEF-480	PEM-450 + PEM-480
	04/12 - 06/15	<-mm->	450 + 480	
		C- new bayonet	PEF-450 + PEF-480	
MINI (R58)				
	12/10 - 05/15	<-mm->	500 + 500	
		B- pinch tab	PEF-500 + PEF-500	
MINI CLUBMAN (F54)				
	11/14 -	<-mm->	550 + 500	
		F19/16- push button	PEF-550 + PEF-500	
MINI CLUBMAN (R55)				
	10/06 - 04/12	<-mm->	450 + 480	450 + 475
		U-hook	PEF-450 + PEF-480	PEM-450 + PEM-480
	04/12 - 12/15	<-mm->	450 + 480	
		C- new bayonet	PEF-450 + PEF-480	



U-hook



A - side lock



B - pinch tab
G - pinch tab BMW




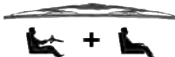


















C - new bayonet



F16 - push button
F19 - push button

Wiper Blades

Application Tables – Left Hand Drive Right Hand Drive

		Arm Type	Flat	Standard
				
MITSUBISHI <i>Continued</i>				
GALANT IV Station Wagon (A16_V)				
	09/80 - 05/84	<-mm-> U-hook	450 + 450 PEF-450 + PEF-450	450 + 450 PEM-450 + PEM-450
GALANT VI (E3_A)				
	11/87 - 03/93	<-mm-> U-hook	480 + 450 PEF-480 + PEF-450	475 + 450 PEM-480 + PEM-450
GALANT VII (E5_A, E7_A, E8_A)				
	06/92 - 12/98	<-mm-> U-hook	530 + 480 PEF-530 + PEF-480	550 + 475 PEM-550 + PEM-480
GALANT VIII (EA_)				
	09/96 - 10/04	<-mm-> U-hook	550 + 450 PEF-550 + PEF-450	550 + 450 PEM-550 + PEM-450
GALANT IX (DJ_, ED_, EF_)				
	10/03 -	<-mm-> U-hook	650 + 450 PEF-650 + PEF-450	650 + 450 PEM-650 + PEM-450
GALLOPER (JK-01)				
	09/98 - 12/03	<-mm-> U-hook	450 + 450 PEF-450 + PEF-450	450 + 450 PEM-450 + PEM-450
GRANDIS (NA_W)				
	03/03 - 12/11	<-mm-> U-hook	700 + 550 PEF-700 + PEF-550	700 + 550 PEM-700 + PEM-550
i (HA_)				
	01/06 -	<-mm-> U-hook	700 PEF-700	700 PEM-700
L200				
	01/78 - 10/86	<-mm-> U-hook	530 + 480 PEF-530 + PEF-480	400 + 400 PEM-400 + PEM-400
L200 (K3_T, K2_T, K1_T, K0_T)				
	01/83 - 10/96	<-mm-> U-hook	400 + 400 PEF-400 + PEF-400	400 + 400 PEM-400 + PEM-400
L200 (K7_T, K6_T)				
	01/96 - 12/11	<-mm-> U-hook	480 + 480 PEF-480 + PEF-480	475 + 450 PEM-480 + PEM-450
L200 / TRITON (KA_T, KB_T)				
	01/04 - 12/16	<-mm-> U-hook	530 + 480 PEF-530 + PEF-480	525 + 475 PEM-530 + PEM-480
L200 / TRITON (KJ_, KK_, KL_)				
	11/14 -	<-mm-> U-hook	550 + 450 PEF-550 + PEF-450	550 + 450 PEM-550 + PEM-450
L 300 / DELICA II (L03_P)				
	02/80 -	<-mm-> U-hook	450 + 450 PEF-450 + PEF-450	400 + 400 PEM-400 + PEM-400
L 300 / DELICA II (L03_P/G, L0_2P)				
	05/80 - 02/87	<-mm-> U-hook	450 + 450 PEF-450 + PEF-450	400 + 400 PEM-400 + PEM-400
L 300 III (P0_V, P1_V, P_2V)				
	11/86 - 12/13	<-mm-> U-hook	450 + 450 PEF-450 + PEF-450	400 + 400 PEM-400 + PEM-400
L 300 III (P0_W, P1_W, P2_W, P3_W)				
	08/86 - 12/13	<-mm-> U-hook	450 + 450 PEF-450 + PEF-450	400 + 400 PEM-400 + PEM-400
L 300 III (P1_T)				
	04/94 - 04/00	<-mm-> U-hook	450 + 450 PEF-450 + PEF-450	450 + 450 PEM-450 + PEM-450



U-hook



A - side lock



B - pinch tab
G - pinch tab BMW













C - new bayonet



F16 - push button
F19 - push button

Wiper Blades

Application Tables – Left Hand Drive Right Hand Drive

		Arm Type	Flat 	Standard 
MITSUBISHI <i>Continued</i>				
L400 (PD_W, PC_W, PB_V, PA_W, PA_V)				
	12/94 - 04/07	<-mm-> U-hook	650 + 650 PEF-650 + PEF-650	650 + 650 PEM-650 + PEM-650
LANCER CARGO (CS_W)				
	09/03 - 06/08	<-mm-> U-hook	600 + 450 PEF-600 + PEF-450	
LANCER IV (C6_A, C7_A)				
	04/88 - 12/97	<-mm-> U-hook	500 + 450 PEF-500 + PEF-450	500 + 450 PEM-500 + PEM-450
LANCER V (CB_A, CD_A, CE_A)				
	07/91 - 12/96	<-mm-> U-hook	500 + 450 PEF-500 + PEF-450	500 + 425 PEM-500 + PEM-430
LANCER V Station Wagon (CB_W, CD_W)				
	09/92 - 10/03	<-mm-> U-hook	500 + 450 PEF-500 + PEF-450	500 + 425 PEM-500 + PEM-430
LANCER VI (CJ_, CP_)				
	09/95 - 12/03	<-mm-> U-hook	530 + 480 PEF-530 + PEF-480	525 + 475 PEM-530 + PEM-480
LANCER VII (CS_A, CT_A)				
	03/00 - 12/13	<-mm-> U-hook	600 + 450 PEF-600 + PEF-450	600 + 450 PEM-600 + PEM-450
LANCER VII (CS_W, CT_W)				
	09/03 - 12/08	<-mm-> U-hook	600 + 450 PEF-600 + PEF-450	600 + 450 PEM-600 + PEM-450
LANCER VIII (CY_A, CZ_A)				
	03/07 -	<-mm-> U-hook	600 + 430 PEF-600 + PEF-430	600 + 425 PEM-600 + PEM-430
LANCER VIII Sportback (CX_A)				
	10/07 -	<-mm-> U-hook	600 + 430 PEF-600 + PEF-430	600 + 425 PEM-600 + PEM-430
MIRAGE / SPACE STAR VI (A0_A)				
	01/12 -	<-mm-> U-hook	550 + 350 PEF-550 + PEF-350	550 + 350 PEM-550 + PEM-350
MIRAGE IV				
	12/91 - 08/95	<-mm-> U-hook	430 + 500 PEF-430 + PEF-500	425 + 500 PEM-430 + PEM-500
MIRAGE IV (CJ_A, CL_A, CA_A)				
	07/91 - 07/03	<-mm-> U-hook	430 + 500 PEF-430 + PEF-500	425 + 500 PEM-430 + PEM-500
MIRAGE V (CJ_A)				
	09/95 - 07/03	<-mm-> U-hook	530 + 480 PEF-530 + PEF-480	525 + 475 PEM-530 + PEM-480
MIRAGE V (CJ - CM)				
	09/95 - 08/02	<-mm-> U-hook	530 + 480 PEF-530 + PEF-480	525 + 475 PEM-530 + PEM-480
MIRAGE V (CK_A)				
	09/95 - 07/03	<-mm-> U-hook	530 + 480 PEF-530 + PEF-480	525 + 475 PEM-530 + PEM-480
OUTLANDER I (CU_W)				
	03/01 - 07/08	<-mm-> U-hook	550 + 480 PEF-550 + PEF-480	550 + 450 PEM-550 + PEM-450
OUTLANDER II (CW_W)				
	11/06 - 12/12	<-mm-> U-hook	600 + 530 PEF-600 + PEF-530	600 + 525 PEM-600 + PEM-530



U-hook



A - side lock



B - pinch tab
G - pinch tab BMW









C - new bayonet



F16 - push button
F19 - push button

Wiper Blades

Application Tables – Left Hand Drive Right Hand Drive

		Arm Type		
MITSUBISHI <i>Continued</i>				
OUTLANDER III (GG_W, GF_W, ZJ, ZL, ZK)				
	11/10 -	<-mm-> U-hook	650 + 450 PEF-650 + PEF-450	650 + 450 PEM-650 + PEM-450
PAJERO CLASSIC (V2_W)				
	07/01 -	<-mm-> U-hook	500 + 500 PEF-500 + PEF-500	500 + 500 PEM-500 + PEM-500
PAJERO I (L04_G, L14_G)				
	04/82 - 12/91	<-mm-> U-hook	400 + 400 PEF-400 + PEF-400	400 + 400 PEM-400 + PEM-400
PAJERO I Canvas Top (L04_G)				
	12/82 - 11/90	<-mm-> U-hook	400 + 400 PEF-400 + PEF-400	400 + 400 PEM-400 + PEM-400
PAJERO II (V3_W)				
	04/00 - 09/07	<-mm-> U-hook	500 + 500 PEF-500 + PEF-500	
PAJERO II (V3_W, V2_W, V4_W)				
	12/90 - 05/01	<-mm-> U-hook	480 + 480 PEF-480 + PEF-480	475 + 475 PEM-480 + PEM-480
PAJERO II Canvas Top (V2_W, V4_W)				
	12/90 - 04/00	<-mm-> U-hook	480 + 480 PEF-480 + PEF-480	475 + 475 PEM-480 + PEM-480
PAJERO III (V7_W, V6_W)				
	01/99 - 09/07	<-mm-> U-hook	500 + 500 PEF-500 + PEF-500	500 + 500 PEM-500 + PEM-500
PAJERO III Canvas Top (V6_W, V7_W)				
	02/00 - 12/06	<-mm-> U-hook	500 + 500 PEF-500 + PEF-500	500 + 500 PEM-500 + PEM-500
PAJERO IV (V8_W, V9_W)				
	10/06 -	<-mm-> U-hook	550 + 500 PEF-550 + PEF-500	550 + 500 PEM-550 + PEM-500
PAJERO IV Van (V9_, V8_, V8_V)				
	11/06 -	<-mm-> U-hook	550 + 500 PEF-550 + PEF-500	550 + 500 PEM-550 + PEM-500
PAJERO PININ I (H6_W, H7_W)				
	01/99 - 06/07	<-mm-> U-hook	480 + 480 PEF-480 + PEF-480	450 + 475 PEM-450 + PEM-480
PAJERO SPORT I (K7_, K9_)				
	07/96 -	<-mm-> U-hook	500 + 500 PEF-500 + PEF-500	500 + 500 PEM-500 + PEM-500
PAJERO SPORT II (KH_, KG_)				
	01/08 -	<-mm-> U-hook	550 + 450 PEF-550 + PEF-450	550 + 450 PEM-550 + PEM-450
PAJERO SPORT III (KS_)				
	08/15 -	<-mm-> U-hook	550 + 450 PEF-550 + PEF-450	550 + 450 PEM-550 + PEM-450
PAJERO SPORT VAN I (K90)				
	12/99 - 01/08	<-mm-> U-hook	500 + 500 PEF-500 + PEF-500	500 + 500 PEM-500 + PEM-500
SANTAMO (UG)				
	03/99 - 12/04	<-mm-> U-hook	550 + 450 PEF-550 + PEF-450	550 + 450 PEM-550 + PEM-450
SAPPORO III (E16A)				
	06/87 - 08/90	<-mm-> U-hook	450 + 450 PEF-450 + PEF-450	450 + 450 PEM-450 + PEM-450



U-hook



A - side lock



B - pinch tab
G - pinch tab BMW



C - new bayonet



F16 - push button
F19 - push button

Wiper Blades

Application Tables – Left Hand Drive Right Hand Drive

		Arm Type	Flat 	Standard 
MITSUBISHI <i>Continued</i>				
SIGMA (F2_A, F1_A)				
	10/90 - 07/96	<-mm-> U-hook	500 + 480 PEF-500 + PEF-480	500 + 475 PEM-500 + PEM-480
SIGMA Station Wagon (F0_W)				
	06/92 - 10/96	<-mm-> U-hook	500 + 480 PEF-500 + PEF-480	500 + 475 PEM-500 + PEM-480
SPACE RUNNER (N1_W, N2_W)				
	10/91 - 08/99	<-mm-> U-hook	530 + 450 PEF-530 + PEF-450	550 + 450 PEM-550 + PEM-450
SPACE RUNNER (N6_W)				
	08/99 - 01/03	<-mm-> U-hook	530 + 450 PEF-530 + PEF-450	525 + 400 PEM-530 + PEM-400
SPACE STAR (DG_A)				
	06/98 - 12/04	<-mm-> U-hook	530 + 450 PEF-530 + PEF-450	525 + 450 PEM-530 + PEM-450
SPACE WAGON (N3_W, N4_W)				
	05/91 - 11/00	<-mm-> U-hook	550 + 500 PEF-550 + PEF-500	550 + 500 PEM-550 + PEM-500
SPACE WAGON (N9_W, N8_W)				
	07/98 - 12/04	<-mm-> U-hook	650 + 400 PEF-650 + PEF-400	650 + 400 PEM-650 + PEM-400
TREDIA (A21_)				
	09/82 - 03/88	<-mm-> U-hook	450 + 450 PEF-450 + PEF-450	450 + 450 PEM-450 + PEM-450
NISSAN				
100NX (B13)				
	03/90 - 01/96	<-mm-> U-hook	530 + 480 PEF-530 + PEF-480	500 + 475 PEM-500 + PEM-480
200SX (S13)				
	07/88 - 12/95	<-mm-> U-hook	500 + 500 PEF-500 + PEF-500	500 + 500 PEM-500 + PEM-500
200SX (S14)				
	10/93 - 12/99	<-mm-> U-hook	500 + 500 PEF-500 + PEF-500	500 + 500 PEM-500 + PEM-500
300ZX (Z31)				
	01/84 - 10/90	<-mm-> U-hook	530 + 480 PEF-530 + PEF-480	525 + 475 PEM-530 + PEM-480
300ZX (Z32)				
	09/89 - 12/00	<-mm-> U-hook	530 + 530 PEF-530 + PEF-530	525 + 525 PEM-530 + PEM-530
350Z (Z33)				
	09/02 - 12/09	<-mm-> U-hook	500 + 450 PEF-500 + PEF-450	500 + 450 PEM-500 + PEM-450
350Z Roadster (Z33)				
	09/02 - 12/09	<-mm-> U-hook	500 + 450 PEF-500 + PEF-450	500 + 450 PEM-500 + PEM-450
370Z (Z34)				
	01/09 -	<-mm-> U-hook	600 + 480 PEF-600 + PEF-480	600 + 475 PEM-600 + PEM-480
370Z Roadster (Z34)				
	01/09 -	<-mm-> U-hook	600 + 480 PEF-600 + PEF-480	600 + 475 PEM-600 + PEM-480
ALMERA Classic (B10)				
	03/06 -	<-mm-> U-hook	550 + 400 PEF-550 + PEF-400	525 + 400 PEM-530 + PEM-400



U-hook



A - side lock



B - pinch tab
G - pinch tab BMW



C - new bayonet



F16 - push button
F19 - push button

Wiper Blades

Application Tables – Left Hand Drive Right Hand Drive

		Arm Type	Flat 	Standard 
NISSAN <i>Continued</i>				
ALMERA I (N15)				
	07/95 - 01/01	<-mm->	530 + 480	525 + 475
		U-hook	PEF-530 + PEF-480	PEM-530 + PEM-480
ALMERA II (N16)				
	01/00 -	<-mm->	550 + 400	525 + 400
		U-hook	PEF-550 + PEF-400	PEM-530 + PEM-400
ALMERA TINO (V10)				
	12/98 - 02/06	<-mm->	650 + 450	650 + 450
		U-hook	PEF-650 + PEF-450	PEM-650 + PEM-450
BLUEBIRD (910)				
	01/80 - 12/83	<-mm->		450 + 450
		U-hook		PEM-450 + PEM-450
	01/80 - 06/86	<-mm->	450 + 450	
		U-hook	PEF-450 + PEF-450	
BLUEBIRD (T72 , T12, U12)				
	12/85 - 12/90	<-mm->	500 + 500	500 + 500
		U-hook	PEF-500 + PEF-500	PEM-500 + PEM-500
BLUEBIRD (U11)				
	11/83 - 05/90	<-mm->	500 + 500	500 + 500
		U-hook	PEF-500 + PEF-500	PEM-500 + PEM-500
BLUEBIRD SYLPHY II (G11)				
	09/05 -	<-mm->	550 + 430	550 + 425
		U-hook	PEF-550 + PEF-430	PEM-550 + PEM-430
CABSTAR (F22, H40)				
	01/82 - 09/93	<-mm->	450 + 450	450 + 450
		U-hook	PEF-450 + PEF-450	PEM-450 + PEM-450
CABSTAR (F23, H41, H42)				
	07/92 - 09/11	<-mm->	450 + 450	450 + 450
		U-hook	PEF-450 + PEF-450	PEM-450 + PEM-450
CABSTAR (F24M, F24W)				
	09/06 - 12/13	<-mm->	500 + 500	500 + 500
		U-hook	PEF-500 + PEF-500	PEM-500 + PEM-500
CABSTAR E (TL_ , VL_)				
	07/92 - 11/06	<-mm->	450 + 450	450 + 450
		U-hook	PEF-450 + PEF-450	PEM-450 + PEM-450
CUBE (Z12)				
	09/07 -	<-mm->	500 + 500	500 + 500
		U-hook	PEF-500 + PEF-500	PEM-500 + PEM-500
GT-R (R35)				
	12/07 -	<-mm->	480 + 550	
		U-hook	PEF-480 + PEF-550	
INTERSTAR (X70)				
	04/02 -	<-mm->	600 + 600	600 + 600
		U-hook	PEF-600 + PEF-600	PEM-600 + PEM-600
JUKE (F15)				
	06/10 - 06/17	<-mm->	550 + 350	550 + 350
		U-hook	PEF-550 + PEF-350	PEM-550 + PEM-350
	06/17 -	<-mm->	550 + 350	
		B- pinch tab	PEF-550 + PEF-350	
KUBISTAR (X76)				
	08/03 -	<-mm->	500 + 500	500 + 500
		U-hook	PEF-500 + PEF-500	PEM-500 + PEM-500
LAUREL (JC32)				
	11/84 - 06/90	<-mm->	480 + 480	475 + 475
		U-hook	PEF-480 + PEF-480	PEM-480 + PEM-480



U-hook



A - side lock



B - pinch tab
G - pinch tab BMW




















C - new bayonet



F16 - push button
F19 - push button

Wiper Blades

Application Tables – Left Hand Drive Right Hand Drive

		Arm Type	Flat 	Standard 
NISSAN <i>Continued</i>				
LEAF (ZE0)				
	11/10 -	<-mm-> U-hook	650 + 400 PEF-650 + PEF-400	650 + 400 PEM-650 + PEM-400
LEAF (ZE1)				
	08/17 -	<-mm-> U-hook	650 + 400 PEF-650 + PEF-400	650 + 400 PEM-650 + PEM-400
MAXIMA / MAXIMA QX IV (A32)				
	03/94 - 08/00	<-mm-> U-hook	550 + 530 PEF-550 + PEF-530	550 + 525 PEM-550 + PEM-530
MAXIMA / MAXIMA QX IV Station Wagon (A32)				
	10/97 - 12/00	<-mm-> U-hook	550 + 530 PEF-550 + PEF-530	550 + 525 PEM-550 + PEM-530
MAXIMA / MAXIMA QX V (A33)				
	04/99 - 11/03	<-mm-> U-hook	650 + 450 PEF-650 + PEF-450	650 + 425 PEM-650 + PEM-430
MAXIMA III (J30)				
	10/88 - 02/95	<-mm-> U-hook	530 + 530 PEF-530 + PEF-530	525 + 500 PEM-530 + PEM-500
MICRA C+C III (K12)				
	08/05 -	<-mm-> U-hook	530 + 450 PEF-530 + PEF-450	525 + 450 PEM-530 + PEM-450
MICRA I (K10)				
	12/82 - 11/92	<-mm-> U-hook	450 + 450 PEF-450 + PEF-450	450 + 450 PEM-450 + PEM-450
MICRA II (K11)				
	01/92 - 12/07	<-mm-> U-hook	500 + 450 PEF-500 + PEF-450	500 + 450 PEM-500 + PEM-450
MICRA III (K12)				
	03/02 - 06/10	<-mm-> U-hook	530 + 450 PEF-530 + PEF-450	525 + 450 PEM-530 + PEM-450
MICRA IV (K13K)				
	05/10 -	<-mm-> U-hook	530 + 350 PEF-530 + PEF-350	525 + 350 PEM-530 + PEM-350
MICRA V (K14)				
	12/16 -	<-mm-> U-hook	650 + 350 PEF-650 + PEF-350	650 + 350 PEM-650 + PEM-350
MURANO I (Z50)				
	04/02 - 12/09	<-mm-> U-hook	650 + 450 PEF-650 + PEF-450	600 + 450 PEM-600 + PEM-450
MURANO II (Z51)				
	10/07 - 09/14	<-mm-> U-hook	650 + 400 PEF-650 + PEF-400	650 + 400 PEM-650 + PEM-400
MURANO III (Z52.)				
	10/14 -	<-mm-> U-hook	650 + 450 PEF-650 + PEF-450	650 + 450 PEM-650 + PEM-450
NAVARA (D22)				
	01/97 -	<-mm-> U-hook	480 + 480 PEF-480 + PEF-480	475 + 475 PEM-480 + PEM-480
NAVARA (D23)				
	01/15 -	<-mm-> U-hook	600 + 400 PEF-600 + PEF-400	600 + 400 PEM-600 + PEM-400
NOTE (E11, NE11)				
	01/05 - 08/13	<-mm-> U-hook	600 + 350 PEF-600 + PEF-350	600 + 350 PEM-600 + PEM-350



U-hook



A - side lock



B - pinch tab
G - pinch tab BMW





















C - new bayonet



F16 - push button
F19 - push button

Wiper Blades

Application Tables – Left Hand Drive Right Hand Drive

		Arm Type	Flat	Standard
NISSAN <i>Continued</i>				
NOTE (E12)				
	09/12 -	<-mm-> U-hook	600 + 350 PEF-600 + PEF-350	600 + 350 PEM-600 + PEM-350
NP300 NAVARA (D23)				
	07/14 -	<-mm-> U-hook	600 + 400 PEF-600 + PEF-400	600 + 400 PEM-600 + PEM-400
NP300 NAVARA (D40)				
	10/04 -	<-mm-> U-hook	600 + 480 PEF-600 + PEF-480	600 + 475 PEM-600 + PEM-480
NP300 PICKUP (D22)				
	04/08 -	<-mm-> U-hook	480 + 480 PEF-480 + PEF-480	475 + 475 PEM-480 + PEM-480
NT400 CABSTAR (F24M)				
	08/09 -	<-mm->	500 + 500 PEF-500 + PEF-500	
NV200				
	02/10 -	<-mm-> U-hook	550 + 400 PEF-550 + PEF-400	550 + 400 PEM-550 + PEM-400
NV200 / EVALIA				
	07/10 -	<-mm-> U-hook	550 + 400 PEF-550 + PEF-400	550 + 400 PEM-550 + PEM-400
NV300 (X82)				
	09/16 -	<-mm-> F19/16- push button	650 + 480 PEF-650 + PEF-480	
NV300 Kombi (X82)				
	09/16 -	<-mm-> F19/16- push button	650 + 480 PEF-650 + PEF-480	
NV400 (X62, X62B)				
	11/11 -	<-mm-> U-hook	650 + 650 PEF-650 + PEF-650	650 + 650 PEM-650 + PEM-650
PATHFINDER II (R50)				
	09/95 - 07/05	<-mm-> U-hook	550 + 500 PEF-550 + PEF-500	550 + 500 PEM-550 + PEM-500
PATHFINDER III (R51)				
	01/05 -	<-mm-> U-hook	600 + 480 PEF-600 + PEF-480	600 + 475 PEM-600 + PEM-480
PATHFINDER IV (R52)				
	09/12 -	<-mm-> U-hook	650 + 430 PEF-650 + PEF-430	650 + 425 PEM-650 + PEM-430
PATROL GR IV (Y60, GR)				
	01/86 - 02/98	<-mm-> U-hook	480 + 480 PEF-480 + PEF-480	450 + 450 PEM-450 + PEM-450
PATROL GR V Wagon (Y61)				
	06/97 -	<-mm-> U-hook	500 + 500 PEF-500 + PEF-500	500 + 475 PEM-500 + PEM-480
PATROL III/1 (MQ, MK, GQ)				
	06/80 - 09/00	<-mm-> U-hook	450 + 450 PEF-450 + PEF-450	450 + 450 PEM-450 + PEM-450
PATROL III/1 Hardtop (K160)				
	11/79 - 02/89	<-mm-> U-hook	450 + 450 PEF-450 + PEF-450	450 + 450 PEM-450 + PEM-450
PATROL III/1 Station Wagon (W160)				
	11/79 - 02/89	<-mm-> U-hook	450 + 450 PEF-450 + PEF-450	450 + 450 PEM-450 + PEM-450



U-hook



A - side lock



B - pinch tab
G - pinch tab BMW























C - new bayonet



F16 - push button
F19 - push button

Wiper Blades

Application Tables – Left Hand Drive Right Hand Drive

		Arm Type	Flat		Standard	
						
NISSAN <i>Continued</i>						
PATROL III/2 Hardtop (K260)						
	10/84 - 04/98	<-mm->	450 + 450		450 + 450	
		U-hook	PEF-450 + PEF-450		PEM-450 + PEM-450	
PATROL III/2 Station Wagon (W260)						
	08/88 - 04/98	<-mm->	480 + 480		450 + 450	
		U-hook	PEF-480 + PEF-480		PEM-450 + PEM-450	
PICK UP (D21)						
	09/85 - 12/08	<-mm->	480 + 480		475 + 475	
		U-hook	PEF-480 + PEF-480		PEM-480 + PEM-480	
PICK UP (D22)						
	01/97 -	<-mm->	480 + 480		475 + 475	
		U-hook	PEF-480 + PEF-480		PEM-480 + PEM-480	
PIXO (UA0)						
	03/09 -	<-mm->	550 + 350		525 + 350	
		U-hook	PEF-550 + PEF-350		PEM-530 + PEM-350	
PRAIRIE (M10, NM10)						
	12/82 - 10/88	<-mm->	450 + 480		450 + 450	
		U-hook	PEF-450 + PEF-480		PEM-450 + PEM-450	
		<-mm->			475 + 475	
		U-hook			PEM-480 + PEM-480	
PRIMASTAR (X83)						
	03/01 -	<-mm->	600 + 530		600 + 525	
		U-hook	PEF-600 + PEF-530		PEM-600 + PEM-530	
PRIMERA (P10)						
	06/90 - 06/96	<-mm->	530 + 480		525 + 475	
		U-hook	PEF-530 + PEF-480		PEM-530 + PEM-480	
PRIMERA (P11)						
	06/96 - 07/02	<-mm->	530 + 500		525 + 500	
		U-hook	PEF-530 + PEF-500		PEM-530 + PEM-500	
PRIMERA (P12)						
	01/02 -	<-mm->	650 + 480		650 + 475	
		U-hook	PEF-650 + PEF-480		PEM-650 + PEM-480	
PRIMERA (WP12)						
	01/02 -	<-mm->	650 + 480		650 + 475	
		U-hook	PEF-650 + PEF-480		PEM-650 + PEM-480	
PRIMERA Traveller (W10)						
	07/90 - 03/98	<-mm->	530 + 480		525 + 475	
		U-hook	PEF-530 + PEF-480		PEM-530 + PEM-480	
PRIMERA Traveller (WP11)						
	06/96 - 01/02	<-mm->	530 + 500		525 + 500	
		U-hook	PEF-530 + PEF-500		PEM-530 + PEM-500	
PULSAR (C13)						
	08/12 -	<-mm->	650 + 350			
		F19- push button	PEF-650 + PEF-350			
QASHQAI / QASHQAI +2 I (J10, NJ10, JJ10E)						
	12/06 - 04/14	<-mm->	600 + 380			
		B- pinch tab	PEF-600 + PEF-380			
QASHQAI II (J11, J11_)						
	11/13 -	<-mm->	650 + 430		650 + 425	
		U-hook	PEF-650 + PEF-430		PEM-650 + PEM-430	
SENTRA VII (B17)						
	08/12 -	<-mm->	650 + 350			
		F19- push button	PEF-650 + PEF-350			
SERENA (C23)						
	06/91 - 09/01	<-mm->	600 + 600		600 + 600	
		U-hook	PEF-600 + PEF-600		PEM-600 + PEM-600	



U-hook



A - side lock



B - pinch tab
G - pinch tab BMW



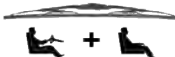



C - new bayonet



F16 - push button
F19 - push button

Wiper Blades

Application Tables – Left Hand Drive Right Hand Drive

		Arm Type	Flat	Standard
				
NISSAN <i>Continued</i>				
SILVIA (S12)				
	06/83 - 12/88	<-mm->	480 + 480	475 + 475
		U-hook	PEF-480 + PEF-480	PEM-480 + PEM-480
SKYLINE (R32)				
	03/89 - 01/95	<-mm->	450 + 450	450 + 450
		U-hook	PEF-450 + PEF-450	PEM-450 + PEM-450
SKYLINE (R33)				
	07/93 - 07/00	<-mm->	530 + 500	525 + 500
		U-hook	PEF-530 + PEF-500	PEM-530 + PEM-500
SKYLINE (V35)				
	01/01 - 12/07	<-mm->	530 + 530	525 + 525
		U-hook	PEF-530 + PEF-530	PEM-530 + PEM-530
STANZA (T11)				
	08/81 - 12/85	<-mm->	450 + 450	450 + 450
		U-hook	PEF-450 + PEF-450	PEM-450 + PEM-450
SUNNY I (B11)				
	03/82 - 12/90	<-mm->	450 + 450	450 + 450
		U-hook	PEF-450 + PEF-450	PEM-450 + PEM-450
	03/82 - 12/90	<-mm->		500
		U-hook		PEM-500
SUNNY I Traveller (B11)				
	03/82 - 08/90	<-mm->	450 + 450	450 + 450
		U-hook	PEF-450 + PEF-450	PEM-450 + PEM-450
SUNNY II (B12)				
	06/86 - 06/91	<-mm->	450 + 450	450 + 450
		U-hook	PEF-450 + PEF-450	PEM-450 + PEM-450
SUNNY II (N13)				
	06/86 - 09/91	<-mm->	500 + 500	500 + 450
		U-hook	PEF-500 + PEF-500	PEM-500 + PEM-450
SUNNY II (N13, B12)				
	06/86 - 10/91	<-mm->	500 + 500	500 + 450
		U-hook	PEF-500 + PEF-500	PEM-500 + PEM-450
SUNNY II Traveller (B12)				
	01/86 - 06/91	<-mm->	450 + 450	450 + 450
		U-hook	PEF-450 + PEF-450	PEM-450 + PEM-450
SUNNY III (N14)				
	05/90 - 12/96	<-mm->	530 + 480	525 + 475
		U-hook	PEF-530 + PEF-480	PEM-530 + PEM-480
SUNNY III (Y10)				
	11/90 - 03/00	<-mm->	530 + 480	525 + 475
		U-hook	PEF-530 + PEF-480	PEM-530 + PEM-480
SUNNY III Liftback (N14)				
	10/90 - 10/95	<-mm->	530 + 480	525 + 475
		U-hook	PEF-530 + PEF-480	PEM-530 + PEM-480
SUNNY III Traveller (Y10)				
	11/90 - 03/00	<-mm->	530 + 480	525 + 475
		U-hook	PEF-530 + PEF-480	PEM-530 + PEM-480
TEANA I (J31)				
	02/03 - 09/08	<-mm->	600 + 480	600 + 475
		U-hook	PEF-600 + PEF-480	PEM-600 + PEM-480
TEANA II (J32)				
	01/07 -	<-mm->	650 + 430	650 + 400
		U-hook	PEF-650 + PEF-430	PEM-650 + PEM-400
TEANA III (J33, L33)				
	09/13 -	<-mm->	700 + 400	700 + 400
		U-hook	PEF-700 + PEF-400	PEM-700 + PEM-400



U-hook



A - side lock



B - pinch tab
G - pinch tab BMW




C - new bayonet



F16 - push button
F19 - push button

Wiper Blades

Application Tables – Left Hand Drive Right Hand Drive

		Arm Type	Flat		Standard	
						
NISSAN <i>Continued</i>						
TERRANO I (WD21)						
	07/86 - 02/96	<-mm->	530 + 500		475 + 475	
		U-hook	PEF-530 + PEF-500		PEM-480 + PEM-480	
TERRANO II (R20)						
	10/92 - 09/07	<-mm->	530 + 500		525 + 500	
		U-hook	PEF-530 + PEF-500		PEM-530 + PEM-500	
TIIDA (C11)						
	05/04 - 12/13	<-mm->	600 + 350		600 + 350	
		U-hook	PEF-600 + PEF-350		PEM-600 + PEM-350	
TIIDA (SC11)						
	05/04 - 12/13	<-mm->	600 + 350		600 + 350	
		U-hook	PEF-600 + PEF-350		PEM-600 + PEM-350	
TRADE						
	04/93 - 10/01	<-mm->	500 + 500		500 + 500	
		U-hook	PEF-500 + PEF-500		PEM-500 + PEM-500	
URVAN (E23)						
	07/80 - 11/88	<-mm->	450 + 450		450 + 450	
		U-hook	PEF-450 + PEF-450		PEM-450 + PEM-450	
	07/80 - 10/93	<-mm->			450 + 450	
		U-hook			PEM-450 + PEM-450	
	07/80 - 11/98	<-mm->	450 + 480			
		U-hook	PEF-450 + PEF-480			
	10/93 - 11/98	<-mm->			475 + 475	
		U-hook			PEM-480 + PEM-480	
URVAN (E24)						
	06/86 - 05/97	<-mm->	480 + 480		475 + 475	
		U-hook	PEF-480 + PEF-480		PEM-480 + PEM-480	
VANETTE (C22)						
	10/86 - 06/13	<-mm->	530 + 480		550 + 475	
		U-hook	PEF-530 + PEF-480		PEM-550 + PEM-480	
VANETTE (C120)						
	07/81 - 06/87	<-mm->	400 + 400		400 + 400	
		U-hook	PEF-400 + PEF-400		PEM-400 + PEM-400	
VANETTE (KC120)						
	06/81 - 12/87	<-mm->	400 + 400		400 + 400	
		U-hook	PEF-400 + PEF-400		PEM-400 + PEM-400	
VANETTE CARGO (HC 23)						
	04/94 - 05/02	<-mm->	600 + 600		600 + 600	
		U-hook	PEF-600 + PEF-600		PEM-600 + PEM-600	
X-TRAIL I (T30)						
	01/01 - 12/13	<-mm->	600 + 400		600 + 400	
		U-hook	PEF-600 + PEF-400		PEM-600 + PEM-400	
X-TRAIL II (T31)						
	03/07 - 12/18	<-mm->	600 + 400		600 + 400	
		U-hook	PEF-600 + PEF-400		PEM-600 + PEM-400	
X-TRAIL III (T32_, T32R, T32RR)						
	10/13 -	<-mm->	650 + 430		650 + 425	
		U-hook	PEF-650 + PEF-430		PEM-650 + PEM-430	
OPEL						
ADAM (M13)						
	10/12 - 02/19	<-mm->	650 + 400			
		F19- push button	PEF-650 + PEF-400			
AGILA (A) (H00)						
	09/00 - 12/07	<-mm->	500 + 450		500 + 450	
		U-hook	PEF-500 + PEF-450		PEM-500 + PEM-450	



U-hook



A - side lock



B - pinch tab
G - pinch tab BMW






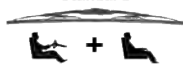


















C - new bayonet



F16 - push button
F19 - push button

Wiper Blades




Application Tables – Left Hand Drive Right Hand Drive

		Arm Type		
OPEL Continued				
AGILA (B) (H08)				
	04/08 - 10/14	<-mm->	550 + 400	550 + 400
		U-hook	PEF-550 + PEF-400	PEM-550 + PEM-400
AMPERA (R12)				
	11/11 - 03/15	<-mm->	650 + 650	
		F19- push button	PEF-650 + PEF-650	
AMPERA-E (F17)				
	05/17 - 03/19	<-mm->	650 + 650	
		F19- push button	PEF-650 + PEF-650	
ANTARA A (L07)				
	05/06 -	<-mm->	600 + 400	600 + 400
		U-hook	PEF-600 + PEF-400	PEM-600 + PEM-400
ARENA (TB, TF)				
	03/98 - 08/01	<-mm->	500 + 500	500 + 500
		U-hook	PEF-500 + PEF-500	PEM-500 + PEM-500
ASCONA A (81_, 86_, 87_, 88_)				
	10/70 - 08/75	<-mm->	400 + 400	400 + 400
		U-hook	PEF-400 + PEF-400	PEM-400 + PEM-400
ASCONA A Voyage (84_, 89_)				
	10/70 - 08/75	<-mm->	400 + 400	400 + 400
		U-hook	PEF-400 + PEF-400	PEM-400 + PEM-400
ASCONA B (81_, 86_, 87_, 88_)				
	09/75 - 08/81	<-mm->	480 + 480	475 + 475
		U-hook	PEF-480 + PEF-480	PEM-480 + PEM-480
ASCONA C (J82)				
	09/81 - 10/88	<-mm->	450 + 450	450 + 450
		U-hook	PEF-450 + PEF-450	PEM-450 + PEM-450
ASTRA F (T92)				
	09/91 - 03/01	<-mm->	450 + 450	450 + 450
		U-hook	PEF-450 + PEF-450	PEM-450 + PEM-450
ASTRA F CLASSIC (T92)				
	01/98 - 01/05	<-mm->	450 + 450	450 + 450
		U-hook	PEF-450 + PEF-450	PEM-450 + PEM-450
ASTRA G (F70)				
	09/98 - 04/05	<-mm->	500 + 480	500 + 475
		U-hook	PEF-500 + PEF-480	PEM-500 + PEM-480
ASTRA G (T98)				
	02/98 - 12/09	<-mm->	500 + 480	500 + 475
		U-hook	PEF-500 + PEF-480	PEM-500 + PEM-480
ASTRA G CLASSIC (T98)				
	03/04 - 07/09	<-mm->	500 + 480	500 + 475
		U-hook	PEF-500 + PEF-480	PEM-500 + PEM-480
ASTRA G CLASSIC Caravan (F35)				
	03/04 - 07/09	<-mm->	500 + 480	
		U-hook	PEF-500 + PEF-480	
ASTRA H (A04)				
	01/04 - 05/14	<-mm->	550 + 450	
		A- side lock	PEF-550 + PEF-450	
ASTRA H (L70)				
	02/04 - 12/13	<-mm->	550 + 450	
		A- side lock	PEF-550 + PEF-450	
ASTRA H CLASSIC (A04)				
	12/06 -	<-mm->	550 + 450	
		A- side lock	PEF-550 + PEF-450	



Wiper Blades

Application Tables – Left Hand Drive Right Hand Drive

		Arm Type	Flat 	Standard 
OPEL Continued				
ASTRA H GTC (A04)				
	03/05 - 10/10	<-mm-> A- side lock	550 + 450 PEF-550 + PEF-450	
ASTRA H TwinTop (A04)				
	09/05 - 10/10	<-mm-> A- side lock	550 + 450 PEF-550 + PEF-450	
ASTRA J				
	06/12 -	<-mm-> F19- push button	700 + 600 PEF-700 + PEF-600	
ASTRA J (P10)				
	09/09 - 10/15	<-mm-> F19- push button	650 + 650 PEF-650 + PEF-650	
		<-mm-> F19- push button	700 + 600 PEF-700 + PEF-600	
		<-mm-> F19- push button	700 + 600 PEF-700 + PEF-600	
ASTRA J GTC				
	10/11 -	<-mm-> F19- push button	700 + 600 PEF-700 + PEF-600	
ASTRA J Sports Tourer (P10)				
	10/10 - 10/15	<-mm-> F19- push button	700 + 600 PEF-700 + PEF-600	
ASTRA K				
	06/15 -	<-mm-> F19- push button	700 + 650 PEF-700 + PEF-650	
ASTRA K (B16)				
	06/15 -	<-mm-> F19- push button	700 + 600 PEF-700 + PEF-600	
ASTRA K Sports Tourer (B16)				
	11/15 -	<-mm-> F19- push button	700 + 600 PEF-700 + PEF-600	
CALIBRA A (C89)				
	08/89 - 07/97	<-mm-> U-hook	480 + 480 PEF-480 + PEF-480	475 + 475 PEM-480 + PEM-480
CAMPO (TF0, TF1)				
	08/87 - 06/02	<-mm-> U-hook	450 + 450 PEF-450 + PEF-450	450 + 450 PEM-450 + PEM-450
CASCADA (W13)				
	03/13 - 04/19	<-mm-> F19- push button	700 + 650 PEF-700 + PEF-650	
COMBO				
	10/01 -	<-mm-> U-hook	500 + 400 PEF-500 + PEF-400	500 + 425 PEM-500 + PEM-430
COMBO (71_)				
	07/94 - 10/01	<-mm-> U-hook	450 + 450 PEF-450 + PEF-450	450 + 450 PEM-450 + PEM-450
COMBO (K9)				
	06/18 -	<-mm-> F19- push button	600 + 430 PEF-600 + PEF-430	
COMBO (X12)				
	02/12 -	<-mm-> F19- push button	600 + 400 PEF-600 + PEF-400	
COMBO E Tour / Life (K9)				
	06/18 -	<-mm-> F19- push button	600 + 430 PEF-600 + PEF-430	
COMBO Tour				
	10/01 - 12/11	<-mm-> U-hook	500 + 400 PEF-500 + PEF-400	500 + 425 PEM-500 + PEM-430



U-hook



A - side lock



B - pinch tab
G - pinch tab BMW














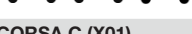

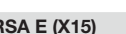








C - new bayonet



F16 - push button
F19 - push button

Wiper Blades

Application Tables – Left Hand Drive Right Hand Drive

		Arm Type	Flat 	Standard 
OPEL Continued				
COMBO Tour (X12)				
	02/12 -	<-mm-> F19- push button	600 + 400 PEF-600 + PEF-400	
COMMODORE A				
	08/67 - 01/72	<-mm-> U-hook	400 + 400 PEF-400 + PEF-400	400 + 400 PEM-400 + PEM-400
COMMODORE B				
	01/72 - 07/78	<-mm-> U-hook	480 + 480 PEF-480 + PEF-480	475 + 475 PEM-480 + PEM-480
COMMODORE C (14_, 19_)				
	08/78 - 12/82	<-mm-> U-hook	480 + 450 PEF-480 + PEF-450	475 + 450 PEM-480 + PEM-450
COMMODORE C (61)				
	12/80 - 12/82	<-mm-> U-hook	450 + 450 PEF-450 + PEF-450	450 + 450 PEM-450 + PEM-450
CORSA A (S83)				
	09/82 - 09/94	<-mm-> U-hook	400 + 400 PEF-400 + PEF-400	400 + 400 PEM-400 + PEM-400
CORSA A TR (S83)				
	09/82 - 03/93	<-mm-> U-hook	400 + 400 PEF-400 + PEF-400	400 + 400 PEM-400 + PEM-400
CORSA B (S93)				
	03/93 - 12/02	<-mm-> U-hook	450 + 450 PEF-450 + PEF-450	450 + 450 PEM-450 + PEM-450
CORSA C (X01)				
	09/00 - 12/12	<-mm-> U-hook	500 + 450 PEF-500 + PEF-450	500 + 450 PEM-500 + PEM-450
CORSA D (S07)				
	07/06 - 08/14	<-mm-> B- pinch tab	650 + 400 PEF-650 + PEF-400	
CORSA E (X15)				
	09/14 -	<-mm-> B- pinch tab	650 + 400 PEF-650 + PEF-400	
CORSA F				
	07/19 -	<-mm-> F19- push button	600 + 400 PEF-600 + PEF-400	
CROSSLAND X / CROSSLAND (P17, P2QO)				
	03/17 -	<-mm-> F16- push button	650 + 400 PEF-650 + PEF-400	
CROSSLAND X Van				
	03/17 -	<-mm-> F16- push button	650 + 400 PEF-650 + PEF-400	
FRONTERA A (U92)				
	03/92 - 10/98	<-mm-> U-hook	480 + 480 PEF-480 + PEF-480	475 + 475 PEM-480 + PEM-480
FRONTERA A Sport (U92)				
	03/92 - 10/98	<-mm-> U-hook	480 + 480 PEF-480 + PEF-480	475 + 475 PEM-480 + PEM-480
FRONTERA B (U99)				
	09/98 - 07/04	<-mm-> U-hook	480 + 480 PEF-480 + PEF-480	475 + 475 PEM-480 + PEM-480
GRANDLAND / GRANDLAND X (A18, P1UO)				
	06/17 -	<-mm-> F19- push button	650 + 430 PEF-650 + PEF-430	



U-hook



A - side lock



B - pinch tab
G - pinch tab BMW






C - new bayonet



F16 - push button
F19 - push button

Wiper Blades

Application Tables – Left Hand Drive Right Hand Drive

		Arm Type	Flat 	Standard 
OPEL Continued				
GRANDLAND X Van				
	06/17 -	<-mm-> F19- push button	650 + 430 PEF-650 + PEF-430	
GT (M07)				
	06/07 - 12/11	<-mm-> U-hook	550 + 400 PEF-550 + PEF-400	550 + 400 PEM-550 + PEM-400
INSIGNIA A (G09)				
	07/08 - 03/17	<-mm-> U-hook	600 + 450 PEF-600 + PEF-450	600 + 450 PEM-600 + PEM-450
INSIGNIA A Country Tourer (G09)				
	07/08 - 03/17	<-mm-> U-hook	500 + 450 PEF-500 + PEF-450	500 + 450 PEM-500 + PEM-450
INSIGNIA A Sports Tourer (G09)				
	07/08 - 03/17	<-mm-> U-hook	600 + 450 PEF-600 + PEF-450	600 + 450 PEM-600 + PEM-450
INSIGNIA B Country Tourer (Z18)				
	06/17 -	<-mm-> U-hook	600 + 500 PEF-600 + PEF-500	600 + 500 PEM-600 + PEM-500
INSIGNIA B Grand Sport (Z18)				
	03/17 -	<-mm-> U-hook	600 + 500 PEF-600 + PEF-500	600 + 500 PEM-600 + PEM-500
INSIGNIA B Sports Tourer (Z18)				
	03/17 -	<-mm-> U-hook	600 + 500 PEF-600 + PEF-500	600 + 500 PEM-600 + PEM-500
INSIGNIA B Sports Tourer Combi Van (Z18)				
	03/17 -	<-mm-> U-hook	600 + 500 PEF-600 + PEF-500	600 + 500 PEM-600 + PEM-500
KADETT B				
	09/65 - 08/73	<-mm-> U-hook	400 + 400 PEF-400 + PEF-400	400 + 400 PEM-400 + PEM-400
KADETT C				
	08/73 - 07/79	<-mm-> U-hook	400 + 450 PEF-400 + PEF-450	400 + 400 PEM-400 + PEM-400
KADETT C City				
	08/73 - 07/79	<-mm-> U-hook	400 + 400 PEF-400 + PEF-400	400 + 400 PEM-400 + PEM-400
KADETT D (31_34_41_44_)				
	08/79 - 08/84	<-mm-> U-hook	400 + 400 PEF-400 + PEF-400	400 + 400 PEM-400 + PEM-400
KADETT D (32_37_39_42)				
	08/79 - 08/84	<-mm-> U-hook	400 + 400 PEF-400 + PEF-400	400 + 400 PEM-400 + PEM-400
KADETT D (35_36_45_46_)				
	08/79 - 08/84	<-mm-> U-hook	400 + 400 PEF-400 + PEF-400	400 + 400 PEM-400 + PEM-400
KADETT E (T85)				
	08/84 - 12/93	<-mm-> U-hook	450 + 450 PEF-450 + PEF-450	450 + 450 PEM-450 + PEM-450
KADETT E Combo (T85)				
	01/86 - 07/94	<-mm-> U-hook	450 + 450 PEF-450 + PEF-450	450 + 450 PEM-450 + PEM-450
KARL (C16)				
	01/15 - 03/19	<-mm-> U-hook	600 + 350 PEF-600 + PEF-350	600 + 350 PEM-600 + PEM-350



U-hook



A - side lock



B - pinch tab
G - pinch tab BMW








C - new bayonet



F16 - push button
F19 - push button

Wiper Blades

Application Tables – Left Hand Drive Right Hand Drive

		Arm Type	Flat	Standard
				
OPEL Continued				
MANTA A (58_, 59_)				
	09/70 - 08/75	<-mm->	400 + 400	400 + 400
		U-hook	PEF-400 + PEF-400	PEM-400 + PEM-400
MANTA B (58_, 59_)				
	09/75 - 08/88	<-mm->	450 + 450	450 + 450
		U-hook	PEF-450 + PEF-450	PEM-450 + PEM-450
MANTA B CC (53_, 55_)				
	09/75 - 08/88	<-mm->	450 + 450	450 + 450
		U-hook	PEF-450 + PEF-450	PEM-450 + PEM-450
MERIVA A (X03)				
	05/03 - 05/10	<-mm->	600 + 550	600 + 550
		U-hook	PEF-600 + PEF-550	PEM-600 + PEM-550
MERIVA B (S10)				
	06/10 - 03/17	<-mm->	700 + 600	
		F19- push button	PEF-700 + PEF-600	
MOKKA				
	06/20 -	<-mm->	600 + 400	
		F19- push button	PEF-600 + PEF-400	
MOKKA / MOKKA X (J13)				
	06/12 -	<-mm->	650 + 350	
		F19- push button	PEF-650 + PEF-350	
MOKKA X VAN (J13)				
	06/12 -	<-mm->	650 + 350	
		F19- push button	PEF-650 + PEF-350	
MONTEREY A (M92)				
	08/91 - 07/98	<-mm->	500 + 500	500 + 500
		U-hook	PEF-500 + PEF-500	PEM-500 + PEM-500
MONTEREY B (M98)				
	07/98 - 08/99	<-mm->	500 + 500	500 + 500
		U-hook	PEF-500 + PEF-500	PEM-500 + PEM-500
MONZA A (22_)				
	02/78 - 08/86	<-mm->	450 + 450	450 + 450
		U-hook	PEF-450 + PEF-450	PEM-450 + PEM-450
MOVANO (X70)				
	07/98 -	<-mm->	600 + 600	600 + 600
		U-hook	PEF-600 + PEF-600	PEM-600 + PEM-600
MOVANO B (X62)				
	05/10 -	<-mm->	650 + 650	650 + 650
		U-hook	PEF-650 + PEF-650	PEM-650 + PEM-650
OMEGA A (V87)				
	09/86 - 05/94	<-mm->	480 + 480	475 + 475
		U-hook	PEF-480 + PEF-480	PEM-480 + PEM-480
OMEGA B (V94)				
	03/94 - 12/05	<-mm->	600 + 480	600 + 475
		U-hook	PEF-600 + PEF-480	PEM-600 + PEM-480
REKORD D				
	01/72 - 08/77	<-mm->	480 + 480	475 + 475
		U-hook	PEF-480 + PEF-480	PEM-480 + PEM-480
REKORD E (17_, 11_, 14_, 16_, 18_, 19_)				
	08/77 - 08/86	<-mm->	450 + 450	450 + 450
		U-hook	PEF-450 + PEF-450	PEM-450 + PEM-450
		<-mm->		475 + 475
		U-hook		PEM-480 + PEM-480
REKORD E (61_, 66_, 67_)				
	08/77 - 08/86	<-mm->	450 + 450	450 + 450
		U-hook	PEF-450 + PEF-450	PEM-450 + PEM-450



U-hook



A - side lock



B - pinch tab
G - pinch tab BMW

























C - new bayonet



F16 - push button
F19 - push button

Wiper Blades

Application Tables – Left Hand Drive Right Hand Drive

		Arm Type	Flat		Standard	
						
OPEL <i>Continued</i>						
REKORD E (61_, 66_, 67_) <i>Continued</i>						
	08/77 - 08/86	<-mm-> U-hook			475 + 475 PEM-480 + PEM-480	
SENATOR A (29_)						
	02/78 - 08/87	<-mm-> U-hook	480 + 480 PEF-480 + PEF-480		475 + 475 PEM-480 + PEM-480	
SENATOR B (V88)						
	09/87 - 09/93	<-mm-> U-hook	480 + 480 PEF-480 + PEF-480		475 + 475 PEM-480 + PEM-480	
SIGNUM (Z03)						
	05/03 - 12/08	<-mm-> U-hook	600 + 480 PEF-600 + PEF-480		600 + 475 PEM-600 + PEM-480	
SINTRA (APV)						
	11/96 - 04/99	<-mm-> U-hook	600 + 550 PEF-600 + PEF-550		600 + 600 PEM-600 + PEM-600	
SPEEDSTER (E01)						
	06/00 - 08/06	<-mm-> U-hook	600 + 600 PEF-600 + PEF-600		600 + 600 PEM-600 + PEM-600	
TIGRA (S93)						
	07/94 - 12/00	<-mm-> U-hook	450 + 450 PEF-450 + PEF-450		450 + 450 PEM-450 + PEM-450	
TIGRA TwinTop (X04)						
	06/04 - 12/10	<-mm-> U-hook	500 + 450 PEF-500 + PEF-450		500 + 450 PEM-500 + PEM-450	
VECTRA A (J89)						
	04/88 - 12/95	<-mm-> U-hook	480 + 480 PEF-480 + PEF-480		475 + 475 PEM-480 + PEM-480	
VECTRA B (J96)						
	09/95 - 07/04	<-mm-> U-hook	480 + 480 PEF-480 + PEF-480		475 + 475 PEM-480 + PEM-480	
VECTRA C (Z02)						
	04/02 - 01/09	<-mm-> U-hook	600 + 480 PEF-600 + PEF-480		600 + 475 PEM-600 + PEM-480	
VECTRA C GTS (Z02)						
	08/02 - 01/09	<-mm-> U-hook	600 + 480 PEF-600 + PEF-480		600 + 475 PEM-600 + PEM-480	
VIVARO A (X83)						
	08/01 -	<-mm-> U-hook	600 + 530 PEF-600 + PEF-530		600 + 525 PEM-600 + PEM-530	
VIVARO B (X82)						
	06/14 -	<-mm-> F19- push button	650 + 480 PEF-650 + PEF-480			
VIVARO C (K0)						
	03/19 -	<-mm-> C- new bayonet	650 + 500 PEF-650 + PEF-500			
VIVARO C Platform Cabin (K0)						
	03/19 -	<-mm-> C- new bayonet	650 + 500 PEF-650 + PEF-500			
ZAFIRA / ZAFIRA FAMILY B (A05)						
	07/05 - 05/19	<-mm-> B- pinch tab	700 + 550 PEF-700 + PEF-550			
ZAFIRA A (T98)						
	04/99 - 06/05	<-mm-> U-hook	600 + 550 PEF-600 + PEF-550		600 + 600 PEM-600 + PEM-600	



U-hook



A - side lock



B - pinch tab
G - pinch tabe BMW

























C - new bayonet



F16 - push button
F19 - push button

Wiper Blades

Application Tables – Left Hand Drive Right Hand Drive

		Arm Type		
OPEL Continued				
ZAFIRA B (A05)				
	07/05 - 04/15	<-mm-> B- pinch tab	700 + 550 PEF-700 + PEF-550	
ZAFIRA LIFE (K0)				
	03/19 -	<-mm-> C- new bayonet	650 + 500 PEF-650 + PEF-500	
ZAFIRA TOURER C (P12)				
	10/11 -	<-mm-> F19- push button	700 + 700 PEF-700 + PEF-700	
PEUGEOT				
104				
	10/72 - 06/88	<-mm-> U-hook	400 + 400 PEF-400 + PEF-400	400 + 400 PEM-400 + PEM-400
	09/73 - 06/88	<-mm-> U-hook	350 + 350 PEF-350 + PEF-350	400 + 400 PEM-400 + PEM-400
106 I (1A, 1C)				
	08/91 - 04/96	<-mm-> U-hook	500 + 450 PEF-500 + PEF-450	500 + 450 PEM-500 + PEM-450
106 II (1A_, 1C_)				
	04/96 - 05/05	<-mm-> U-hook	500 + 450 PEF-500 + PEF-450	500 + 450 PEM-500 + PEM-450
106 Van II (1S_)				
	04/96 - 03/01	<-mm-> U-hook	500 + 400 PEF-500 + PEF-400	500 + 400 PEM-500 + PEM-400
107 (PM_, PN_)				
	06/05 - 05/14	<-mm-> U-hook	650 PEF-650	650 PEM-650
108				
	05/14 -	<-mm-> B- pinch tab	650 PEF-650	
205				
	02/83 - 05/97	<-mm-> U-hook	450 + 450 PEF-450 + PEF-450	450 + 450 PEM-450 + PEM-450
205 I (741A/C)				
	02/83 - 10/87	<-mm-> U-hook	450 + 450 PEF-450 + PEF-450	450 + 450 PEM-450 + PEM-450
205 I (741B, 20D)				
	03/86 - 11/95	<-mm-> U-hook	450 + 450 PEF-450 + PEF-450	450 + 450 PEM-450 + PEM-450
205 II (20A/C)				
	01/87 - 12/00	<-mm-> U-hook	450 + 450 PEF-450 + PEF-450	450 + 450 PEM-450 + PEM-450
206				
	03/07 -	<-mm-> U-hook	650 + 400 PEF-650 + PEF-400	650 + 400 PEM-650 + PEM-400
206 (2A/C)				
	08/98 - 12/12	<-mm-> U-hook	650 + 400 PEF-650 + PEF-400	650 + 400 PEM-650 + PEM-400
206+ (2L_, 2M_)				
	01/09 - 08/13	<-mm-> U-hook	650 + 400 PEF-650 + PEF-400	650 + 400 PEM-650 + PEM-400
206 CC (2D)				
	09/00 - 12/08	<-mm-> U-hook	650 + 400 PEF-650 + PEF-400	650 + 400 PEM-650 + PEM-400



U-hook



A - side lock



B - pinch tab
G - pinch tab BMW



















C - new bayonet



F16 - push button
F19 - push button

Wiper Blades

Application Tables – Left Hand Drive Right Hand Drive

		Arm Type	Flat 	Standard 
PEUGEOT <i>Continued</i>				
206 SW (2E/K)				
	07/02 -	<-mm-> U-hook	650 + 400 PEF-650 + PEF-400	650 + 400 PEM-650 + PEM-400
206 Van				
	04/99 - 03/09	<-mm-> U-hook	650 + 400 PEF-650 + PEF-400	650 + 400 PEM-650 + PEM-400
207				
	12/07 - 12/14	<-mm-> A- side lock	650 + 430 PEF-650 + PEF-430	
207 (WA_, WC_)				
	02/06 -	<-mm-> A- side lock	650 + 430 PEF-650 + PEF-430	
207 CC (WD_)				
	02/07 - 01/15	<-mm-> A- side lock	650 + 430 PEF-650 + PEF-430	
207 SW (WK_)				
	02/07 - 12/13	<-mm-> A- side lock	650 + 430 PEF-650 + PEF-430	
208 (CR_)				
	10/12 -	<-mm-> F19- push button	650 + 400 PEF-650 + PEF-400	
208 I (CA_, CC_)				
	03/12 -	<-mm-> F19- push button	650 + 400 PEF-650 + PEF-400	
208 II (UB_, UP_, UW_, UJ_)				
	06/19 -	<-mm-> F19- push button	600 + 400 PEF-600 + PEF-400	
301				
	11/12 -	<-mm-> C- new bayonet	600 + 400 PEF-600 + PEF-400	
305 (581S)				
	11/82 - 12/88	<-mm-> U-hook	400 + 400 PEF-400 + PEF-400	400 + 400 PEM-400 + PEM-400
305 I (581A)				
	10/77 - 09/82	<-mm-> U-hook	400 + 400 PEF-400 + PEF-400	400 + 400 PEM-400 + PEM-400
305 I Break (581D)				
	10/77 - 09/82	<-mm-> U-hook	400 + 400 PEF-400 + PEF-400	400 + 400 PEM-400 + PEM-400
305 II (581M)				
	10/82 - 07/90	<-mm-> U-hook	400 + 400 PEF-400 + PEF-400	450 + 450 PEM-450 + PEM-450
305 II Break (581E)				
	10/82 - 07/90	<-mm-> U-hook	400 + 400 PEF-400 + PEF-400	450 + 450 PEM-450 + PEM-450
306 (7A, 7C, N3, N5)				
	01/93 - 10/03	<-mm-> U-hook	550 + 500 PEF-550 + PEF-500	550 + 500 PEM-550 + PEM-500
306 (7B, N3, N5)				
	04/93 - 10/03	<-mm-> U-hook	550 + 500 PEF-550 + PEF-500	550 + 500 PEM-550 + PEM-500
306 (7D, N3, N5)				
	01/94 - 04/02	<-mm-> U-hook	550 + 500 PEF-550 + PEF-500	550 + 500 PEM-550 + PEM-500



U-hook



A - side lock



B - pinch tab
G - pinch tab BMW



C - new bayonet



F16 - push button
F19 - push button

Wiper Blades
















Application Tables – Left Hand Drive Right Hand Drive

		Arm Type	Flat 	Standard 
PEUGEOT <i>Continued</i>				
306 Break (7E, N3, N5)				
	06/94 - 12/02	<-mm-> U-hook	550 + 500 PEF-550 + PEF-500	550 + 500 PEM-550 + PEM-500
307 (3A/C)				
	08/00 - 09/04	<-mm-> U-hook	700 + 650 PEF-700 + PEF-650	650 + 650 PEM-650 + PEM-650
	10/04 - 12/12	<-mm-> B- pinch tab	700 + 650 PEF-700 + PEF-650	
307 Break (3E)				
	03/02 - 09/04	<-mm-> U-hook	700 + 650 PEF-700 + PEF-650	650 + 650 PEM-650 + PEM-650
	10/04 - 12/09	<-mm-> B- pinch tab	700 + 650 PEF-700 + PEF-650	
307 CC (3B)				
	03/03 - 06/09	<-mm-> U-hook	700 + 600 PEF-700 + PEF-600	650 + 650 PEM-650 + PEM-650
307 SW (3H)				
	03/02 - 09/04	<-mm-> U-hook	700 + 650 PEF-700 + PEF-650	650 + 650 PEM-650 + PEM-650
	10/04 - 12/09	<-mm-> B- pinch tab	700 + 650 PEF-700 + PEF-650	
308 (LB_)				
	03/15 -	<-mm-> F19- push button	600 + 450 PEF-600 + PEF-450	
308 CC (4B_)				
	02/09 - 12/15	<-mm-> F19- push button	700 + 650 PEF-700 + PEF-650	
308 I (4A_, 4C_)				
	09/07 - 12/16	<-mm-> F19- push button	700 + 650 PEF-700 + PEF-650	
308 II (LB_, LP_, LW_, LH_, L3_)				
	09/13 - 06/21	<-mm-> F19- push button	600 + 450 PEF-600 + PEF-450	
308 SW I (4E_)				
	01/08 - 12/12	<-mm-> F19- push button	650 + 650 PEF-650 + PEF-650	
308 SW I (4E_, 4H_)				
	09/07 - 10/14	<-mm-> F19- push button	700 + 650 PEF-700 + PEF-650	
308 SW II (LC_)				
	04/14 -	<-mm-> F19- push button	600 + 450 PEF-600 + PEF-450	
308 SW II (LC_, LJ_, LR_, LX_, L4_)				
	03/14 - 06/21	<-mm-> F19- push button	600 + 450 PEF-600 + PEF-450	
309 (10S, 3S)				
	10/85 - 10/93	<-mm-> U-hook	450 + 450 PEF-450 + PEF-450	450 + 450 PEM-450 + PEM-450
309 I (10C, 10A)				
	10/85 - 12/89	<-mm-> U-hook	450 + 450 PEF-450 + PEF-450	450 + 450 PEM-450 + PEM-450
309 II (3C, 3A)				
	07/89 - 12/93	<-mm-> U-hook	450 + 450 PEF-450 + PEF-450	450 + 450 PEM-450 + PEM-450



Wiper Blades

Application Tables – Left Hand Drive Right Hand Drive

		Arm Type	Flat 	Standard 
PEUGEOT <i>Continued</i>				
405 I (15B)				
	01/87 - 12/93	<-mm->	550 + 550	550 + 550
		U-hook	PEF-550 + PEF-550	PEM-550 + PEM-550
405 I Break (15E)				
	06/87 - 08/92	<-mm->	550 + 550	550 + 550
		U-hook	PEF-550 + PEF-550	PEM-550 + PEM-550
405 II (4B)				
	01/92 - 12/99	<-mm->	550 + 550	550 + 550
		U-hook	PEF-550 + PEF-550	PEM-550 + PEM-550
405 II (4E_)				
	08/92 - 12/95	<-mm->	550 + 550	550 + 550
		U-hook	PEF-550 + PEF-550	PEM-550 + PEM-550
405 II Break (4E)				
	08/92 - 10/98	<-mm->	550 + 550	550 + 550
		U-hook	PEF-550 + PEF-550	PEM-550 + PEM-550
406 (8B)				
	08/95 - 01/05	<-mm->	600 + 530	600 + 525
		U-hook	PEF-600 + PEF-530	PEM-600 + PEM-530
406 (8C)				
	03/97 - 02/05	<-mm->	600 + 500	600 + 500
		U-hook	PEF-600 + PEF-500	PEM-600 + PEM-500
406 Break (8E/F)				
	10/96 - 10/04	<-mm->	600 + 530	600 + 525
		U-hook	PEF-600 + PEF-530	PEM-600 + PEM-530
407 (6C_)				
	10/05 -	<-mm->	700 + 700	
		A- side lock	PEF-700 + PEF-700	
407 (6D_)				
	02/04 - 12/11	<-mm->	700 + 700	
		A- side lock	PEF-700 + PEF-700	
407 SW (6E_)				
	05/04 - 12/11	<-mm->	700 + 700	
		A- side lock	PEF-700 + PEF-700	
408				
	02/10 -	<-mm->	700 + 650	
		F19- push button	PEF-700 + PEF-650	
504				
	10/74 - 08/84	<-mm->	400 + 400	400 + 400
		U-hook	PEF-400 + PEF-400	PEM-400 + PEM-400
504 (A_, M_)				
	07/68 - 07/86	<-mm->	400 + 400	400 + 400
		U-hook	PEF-400 + PEF-400	PEM-400 + PEM-400
504 (E_)				
	01/80 - 12/99	<-mm->	400 + 400	400 + 400
		U-hook	PEF-400 + PEF-400	PEM-400 + PEM-400
504 Break (D_, F_)				
	04/71 - 07/86	<-mm->	400 + 400	400 + 400
		U-hook	PEF-400 + PEF-400	PEM-400 + PEM-400
505 (551A)				
	05/79 - 10/96	<-mm->	450 + 450	450 + 450
		U-hook	PEF-450 + PEF-450	PEM-450 + PEM-450
505 Break (551D)				
	03/82 - 11/95	<-mm->	450 + 450	450 + 450
		U-hook	PEF-450 + PEF-450	PEM-450 + PEM-450



U-hook



A - side lock



B - pinch tab
G - pinch tab BMW



















C - new bayonet



F16 - push button
F19 - push button

Wiper Blades

Application Tables – Left Hand Drive Right Hand Drive

		Arm Type		
PEUGEOT <i>Continued</i>				
508 I (8D_)				
	11/10 - 12/18	<-mm-> F19- push button	650 + 650 PEF-650 + PEF-650	
508 II (FB_, FH_, F3_)				
	09/18 -	<-mm-> F19- push button	650 + 450 PEF-650 + PEF-450	
508 SW (8E_)				
	11/11 -	<-mm-> F19- push button	650 + 650 PEF-650 + PEF-650	
508 SW I (8E_)				
	11/10 - 12/18	<-mm-> F19- push button	650 + 650 PEF-650 + PEF-650	
508 SW II (FC_, FJ_, F4_)				
	09/18 -	<-mm-> F19- push button	650 + 450 PEF-650 + PEF-450	
604 (561A_)				
	09/75 - 07/87	<-mm-> U-hook	450 + 450 PEF-450 + PEF-450	450 + 450 PEM-450 + PEM-450
605 (6B)				
	06/89 - 09/99	<-mm-> U-hook	550 + 550 PEF-550 + PEF-550	550 + 550 PEM-550 + PEM-550
806 (221)				
	06/94 - 08/02	<-mm-> U-hook	700 + 500 PEF-700 + PEF-500	650 + 500 PEM-650 + PEM-500
807 (EB_)				
	06/02 -	<-mm-> U-hook	650 + 650 PEF-650 + PEF-650	650 + 650 PEM-650 + PEM-650
1007 (KM_)				
	04/05 -	<-mm-> U-hook	600 + 450 PEF-600 + PEF-450	600 + 450 PEM-600 + PEM-450
2008 I (CU_)				
	03/13 -	<-mm-> F19- push button	650 + 400 PEF-650 + PEF-400	
2008 II (UD_, US_, UY_, UK_)				
	08/19 -	<-mm-> F19/16- push button	600 + 400 PEF-600 + PEF-400	
3008 (0U_)				
	05/09 - 12/17	<-mm-> F16- push button	700 + 700 PEF-700 + PEF-700	
3008 (MC_, MR_, MJ_, M4_)				
	05/16 -	<-mm-> F16- push button	700 + 400 PEF-700 + PEF-400	
3008 Van (0U_)				
	05/09 - 12/17	<-mm-> F16- push button	700 + 700 PEF-700 + PEF-700	
3008 Van (MR_, MC_, MJ_)				
	05/16 -	<-mm-> F16- push button	700 + 400 PEF-700 + PEF-400	
4007 (VU_, VV_)				
	02/07 - 03/13	<-mm-> U-hook	600 + 530 PEF-600 + PEF-530	600 + 525 PEM-600 + PEM-530
4008				
	05/12 -	<-mm-> U-hook	600 + 530 PEF-600 + PEF-530	600 + 525 PEM-600 + PEM-530



U-hook



A - side lock



B - pinch tab
G - pinch tab BMW


























C - new bayonet



F16 - push button
F19 - push button

Wiper Blades

Application Tables – Left Hand Drive Right Hand Drive

		Arm Type	Flat 	Standard 
PEUGEOT <i>Continued</i>				
	06/09 - 03/17	<-mm-> F19/16- push button	700 + 700 PEF-700 + PEF-700	
	12/16 -	<-mm-> F16- push button	700 + 400 PEF-700 + PEF-400	
	12/16 -	<-mm-> F16- push button	700 + 400 PEF-700 + PEF-400	
	02/08 -	<-mm-> C- new bayonet	650 + 480 PEF-650 + PEF-480	
	04/08 -	<-mm-> C- new bayonet	650 + 480 PEF-650 + PEF-480	
	09/05 -	<-mm-> F19- push button	650 + 550 PEF-650 + PEF-550	
	03/94 - 08/05	<-mm-> U-hook	550 + 530 PEF-550 + PEF-530	550 + 525 PEM-550 + PEM-530
	03/94 - 04/02	<-mm-> U-hook	550 + 530 PEF-550 + PEF-530	550 + 525 PEM-550 + PEM-530
	12/01 -	<-mm-> U-hook	550 + 530 PEF-550 + PEF-530	550 + 525 PEM-550 + PEM-530
	12/01 -	<-mm-> U-hook	550 + 530 PEF-550 + PEF-530	550 + 525 PEM-550 + PEM-530
	03/94 - 04/02	<-mm-> U-hook	550 + 530 PEF-550 + PEF-530	550 + 525 PEM-550 + PEM-530
	01/07 -	<-mm-> U-hook	650 + 500 PEF-650 + PEF-500	650 + 500 PEM-650 + PEM-500
	07/95 - 03/08	<-mm-> U-hook	650 + 500 PEF-650 + PEF-500	650 + 500 PEM-650 + PEM-500
	12/95 - 12/06	<-mm-> U-hook	650 + 500 PEF-650 + PEF-500	650 + 500 PEM-650 + PEM-500
	10/95 - 12/06	<-mm-> U-hook	650 + 500 PEF-650 + PEF-500	650 + 500 PEM-650 + PEM-500
	04/16 -	<-mm-> C- new bayonet	650 + 500 PEF-650 + PEF-500	
	01/07 -	<-mm-> U-hook	650 + 500 PEF-650 + PEF-500	700 + 500 PEM-700 + PEM-500
	01/07 -	<-mm-> U-hook	650 + 500 PEF-650 + PEF-500	700 + 500 PEM-700 + PEM-500
	11/10 -	<-mm-> U-hook	700 PEF-700	700 PEM-700



U-hook



A - side lock



B - pinch tab
G - pinch tab BMW





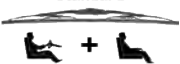











C - new bayonet



F16 - push button
F19 - push button

Wiper Blades

Application Tables – Left Hand Drive Right Hand Drive

		Arm Type	Flat 	Standard 
PEUGEOT <i>Continued</i>				
J5 (280L)				
	09/81 - 09/90	<-mm->	500 + 500	500 + 500
		U-hook	PEF-500 + PEF-500	PEM-500 + PEM-500
J5 (280P)				
	09/81 - 09/90	<-mm->	500 + 500	500 + 500
		U-hook	PEF-500 + PEF-500	PEM-500 + PEM-500
J5 (290L)				
	09/90 - 03/94	<-mm->	500 + 500	500 + 500
		U-hook	PEF-500 + PEF-500	PEM-500 + PEM-500
J5 (290P)				
	09/90 - 02/94	<-mm->	500 + 500	500 + 500
		U-hook	PEF-500 + PEF-500	PEM-500 + PEM-500
PARTNER				
	04/08 -	<-mm->	650 + 400	
		F19- push button	PEF-650 + PEF-400	
PARTNER (5_, G_)				
	05/96 -	<-mm->	550 + 530	550 + 525
		U-hook	PEF-550 + PEF-530	PEM-550 + PEM-530
	03/97 - 07/08	<-mm->	650 + 400	650 + 400
		U-hook	PEF-650 + PEF-400	PEM-650 + PEM-400
PARTNER (K9)				
	09/18 -	<-mm->	600 + 430	
		F19- push button	PEF-600 + PEF-430	
PARTNER ORIGIN (G_)				
	07/08 - 12/15	<-mm->	650 + 400	
		F19- push button	PEF-650 + PEF-400	
PARTNER TEPEE				
	04/08 -	<-mm->	650 + 400	
		F19- push button	PEF-650 + PEF-400	
RCZ				
	03/10 - 12/15	<-mm->	650 + 650	
		F19- push button	PEF-650 + PEF-650	
RIFTER				
	09/18 -	<-mm->	600 + 430	
		F19- push button	PEF-600 + PEF-430	
TRAVELLER (V_)				
	04/16 -	<-mm->	650 + 500	
		C- new bayonet	PEF-650 + PEF-500	
PIAGGIO				
PORTER				
	12/92 -	<-mm->	400 + 380	400 + 375
		U-hook	PEF-400 + PEF-380	PEM-400 + PEM-380
PLYMOUTH				
NEON				
	05/94 - 09/99	<-mm->	530 + 450	525 + 450
		U-hook	PEF-530 + PEF-450	PEM-530 + PEM-450
NEON II				
	08/99 -	<-mm->	530 + 450	525 + 450
		U-hook	PEF-530 + PEF-450	PEM-530 + PEM-450
VOYAGER / GRAND VOYAGER				
	09/83 - 09/90	<-mm->	450 + 450	450 + 450
		U-hook	PEF-450 + PEF-450	PEM-450 + PEM-450
	01/95 - 03/01	<-mm->	700 + 700	700 + 700
		U-hook	PEF-700 + PEF-700	PEM-700 + PEM-700



U-hook



A - side lock



B - pinch tab
G - pinch tab BMW
























C - new bayonet



F16 - push button
F19 - push button

Wiper Blades

Application Tables – Left Hand Drive Right Hand Drive

		Arm Type	Flat 	Standard 
PONTIAC				
BONNEVILLE				
	09/86 - 12/91	<-mm-> U-hook	480 + 480 PEF-480 + PEF-480	475 + 475 PEM-480 + PEM-480
FIREBIRD				
	09/81 - 10/92	<-mm-> U-hook	450 + 450 PEF-450 + PEF-450	450 + 450 PEM-450 + PEM-450
SOLSTICE				
	03/05 - 12/09	<-mm-> U-hook	400 + 550 PEF-400 + PEF-550	400 + 550 PEM-400 + PEM-550
TRANS SPORT				
	03/97 - 12/99	<-mm-> U-hook	600 + 600 PEF-600 + PEF-600	600 + 600 PEM-600 + PEM-600
TRANS SPORT (UM06)				
	07/89 - 12/97	<-mm-> U-hook	600 + 600 PEF-600 + PEF-600	600 + 600 PEM-600 + PEM-600
PORSCHE				
911				
	01/63 - 11/90	<-mm-> U-hook	350 + 350 PEF-350 + PEF-350	350 + 350 PEM-350 + PEM-350
911 (964)				
	12/88 - 09/93	<-mm-> U-hook	350 + 350 PEF-350 + PEF-350	350 + 350 PEM-350 + PEM-350
911 (991)				
	12/11 -	<-mm-> F16- push button	530 + 600 PEF-530 + PEF-600	
911 (992)				
	11/18 -	<-mm-> F16- push button	530 + 600 PEF-530 + PEF-600	
911 (993)				
	10/93 - 12/97	<-mm-> U-hook	380 + 450 PEF-380 + PEF-450	375 + 450 PEM-380 + PEM-450
911 (996)				
	09/97 - 09/05	<-mm-> U-hook	550 + 530 PEF-550 + PEF-530	550 + 525 PEM-550 + PEM-530
911 (997)				
	07/04 - 12/13	<-mm-> U-hook	550 + 530 PEF-550 + PEF-530	550 + 525 PEM-550 + PEM-530
924				
	11/75 - 08/89	<-mm-> U-hook	450 + 450 PEF-450 + PEF-450	450 + 450 PEM-450 + PEM-450
944				
	06/81 - 07/91	<-mm-> U-hook	480 + 480 PEF-480 + PEF-480	475 + 475 PEM-480 + PEM-480
959				
	01/86 - 04/91	<-mm-> U-hook	480 + 480 PEF-480 + PEF-480	475 + 475 PEM-480 + PEM-480
968				
	06/91 - 11/95	<-mm-> U-hook	480 + 480 PEF-480 + PEF-480	475 + 475 PEM-480 + PEM-480
BOXSTER (981)				
	04/12 -	<-mm-> F16- push button	530 + 600 PEF-530 + PEF-600	
BOXSTER (986)				
	09/96 - 12/04	<-mm-> U-hook	550 + 530 PEF-550 + PEF-530	550 + 525 PEM-550 + PEM-530



U-hook



A - side lock



B - pinch tab
G - pinch tab BMW

























C - new bayonet



F16 - push button
F19 - push button

Wiper Blades

Application Tables – Left Hand Drive Right Hand Drive

		Arm Type	Flat 	Standard 
PORSCHE <i>Continued</i>				
BOXSTER (987)				
	06/04 - 12/13	<-mm-> U-hook	550 + 530 PEF-550 + PEF-530	550 + 525 PEM-550 + PEM-530
BOXSTER Spyder (981)				
	01/15 -	<-mm-> F16- push button	530 + 600 PEF-530 + PEF-600	
CAYENNE (9PA)				
	09/02 - 12/10	<-mm-> A- side lock	650 + 650 PEF-650 + PEF-650	
CAYENNE (9YA)				
	05/17 -	<-mm-> F16- push button	650 + 550 PEF-650 + PEF-550	
CAYENNE (92A)				
	06/10 -	<-mm-> A- side lock	650 + 650 PEF-650 + PEF-650	
CAYENNE Coupe (9YB)				
	01/19 -	<-mm-> F16- push button	650 + 550 PEF-650 + PEF-550	
CAYMAN (981)				
	03/13 -	<-mm-> F16- push button	530 + 600 PEF-530 + PEF-600	
CAYMAN (987)				
	11/05 - 12/13	<-mm-> U-hook	550 + 530 PEF-550 + PEF-530	550 + 525 PEM-550 + PEM-530
MACAN (95B)				
	02/14 -	<-mm-> F16- push button	600 + 500 PEF-600 + PEF-500	
PANAMERA (970)				
	03/09 - 09/13	<-mm-> U-hook	600 + 530 PEF-600 + PEF-530	600 + 525 PEM-600 + PEM-530
	09/13 - 12/17	<-mm-> F19/16- push button	600 + 530 PEF-600 + PEF-530	
PANAMERA (971)				
	05/16 -	<-mm-> F16- push button	600 + 530 PEF-600 + PEF-530	
PANAMERA Sport Turismo (971)				
	05/17 -	<-mm-> F16- push button	600 + 530 PEF-600 + PEF-530	
PROTON				
PERSONA 300 (C9_M)				
	03/96 - 07/04	<-mm-> U-hook	500 + 430 PEF-500 + PEF-430	500 + 425 PEM-500 + PEM-430
PERSONA 400 (C9_C, C9_S)				
	01/94 - 02/08	<-mm-> U-hook	500 + 430 PEF-500 + PEF-430	500 + 425 PEM-500 + PEM-430
PERSONA 400 (C9_S)				
	01/94 - 02/08	<-mm-> U-hook	500 + 430 PEF-500 + PEF-430	500 + 425 PEM-500 + PEM-430
WIRA				
	05/93 - 12/09	<-mm-> U-hook	500 + 430 PEF-500 + PEF-430	500 + 425 PEM-500 + PEM-430
WIRA (C9_L)				
	01/94 - 06/07	<-mm-> U-hook	500 + 430 PEF-500 + PEF-430	500 + 425 PEM-500 + PEM-430



U-hook



A - side lock



B - pinch tab
G - pinch tab BMW



C - new bayonet



F16 - push button
F19 - push button

Wiper Blades

Application Tables – Left Hand Drive Right Hand Drive

		Arm Type	Flat		Standard	
						
PUCH						
G-MODELL (W460)						
	03/79 - 12/91	<-mm->	400 + 400	400 + 400	400 + 400	400 + 400
		U-hook	PEF-400 + PEF-400	PEM-400 + PEM-400	PEM-400 + PEM-400	PEM-400 + PEM-400
G-MODELL (W461)						
	10/91 - 12/01	<-mm->	400 + 400	400 + 400	400 + 400	400 + 400
		U-hook	PEF-400 + PEF-400	PEM-400 + PEM-400	PEM-400 + PEM-400	PEM-400 + PEM-400
G-MODELL (W463)						
	06/89 - 03/01	<-mm->	400 + 400	400 + 400	400 + 400	400 + 400
		U-hook	PEF-400 + PEF-400	PEM-400 + PEM-400	PEM-400 + PEM-400	PEM-400 + PEM-400
RENAULT						
5 (122_)						
	01/72 - 12/85	<-mm->	350 + 350	350 + 350	350 + 350	350 + 350
		U-hook	PEF-350 + PEF-350	PEM-350 + PEM-350	PEM-350 + PEM-350	PEM-350 + PEM-350
5 (238_)						
	01/72 - 12/85	<-mm->	350 + 350	350 + 350	350 + 350	350 + 350
		U-hook	PEF-350 + PEF-350	PEM-350 + PEM-350	PEM-350 + PEM-350	PEM-350 + PEM-350
6 (118_)						
	10/69 - 04/87	<-mm->	350 + 350	350 + 350	350 + 350	350 + 350
		U-hook	PEF-350 + PEF-350	PEM-350 + PEM-350	PEM-350 + PEM-350	PEM-350 + PEM-350
9 (L42_)						
	09/81 - 02/97	<-mm->	400 + 400	400 + 400	400 + 400	400 + 400
		U-hook	PEF-400 + PEF-400	PEM-400 + PEM-400	PEM-400 + PEM-400	PEM-400 + PEM-400
11 (B/C37_)						
	03/83 - 09/95	<-mm->	400 + 400	400 + 400	400 + 400	400 + 400
		U-hook	PEF-400 + PEF-400	PEM-400 + PEM-400	PEM-400 + PEM-400	PEM-400 + PEM-400
11 (S37_)						
	03/83 - 07/89	<-mm->	480 + 400	400 + 400	400 + 400	400 + 400
		U-hook	PEF-480 + PEF-400	PEM-400 + PEM-400	PEM-400 + PEM-400	PEM-400 + PEM-400
12						
	10/69 - 12/84	<-mm->	400 + 400	400 + 400	400 + 400	400 + 400
		U-hook	PEF-400 + PEF-400	PEM-400 + PEM-400	PEM-400 + PEM-400	PEM-400 + PEM-400
12 Variable (117_)						
	08/70 - 12/83	<-mm->	380 + 380	400 + 400	400 + 400	400 + 400
		U-hook	PEF-380 + PEF-380	PEM-400 + PEM-400	PEM-400 + PEM-400	PEM-400 + PEM-400
14 (121_)						
	05/76 - 12/83	<-mm->	400 + 400	400 + 400	400 + 400	400 + 400
		U-hook	PEF-400 + PEF-400	PEM-400 + PEM-400	PEM-400 + PEM-400	PEM-400 + PEM-400
15 (130_)						
	09/71 - 10/80	<-mm->	400 + 400	400 + 400	400 + 400	400 + 400
		U-hook	PEF-400 + PEF-400	PEM-400 + PEM-400	PEM-400 + PEM-400	PEM-400 + PEM-400
16 (115_)						
	09/65 - 08/80	<-mm->	350 + 350	350 + 350	350 + 350	350 + 350
		U-hook	PEF-350 + PEF-350	PEM-350 + PEM-350	PEM-350 + PEM-350	PEM-350 + PEM-350
17						
	03/72 - 10/80	<-mm->	400 + 400	400 + 400	400 + 400	400 + 400
		U-hook	PEF-400 + PEF-400	PEM-400 + PEM-400	PEM-400 + PEM-400	PEM-400 + PEM-400
18						
	05/79 - 07/86	<-mm->	400 + 400	400 + 400	400 + 400	400 + 400
		U-hook	PEF-400 + PEF-400	PEM-400 + PEM-400	PEM-400 + PEM-400	PEM-400 + PEM-400
18 (134_)						
	04/78 - 11/94	<-mm->	400 + 400	400 + 400	400 + 400	400 + 400
		U-hook	PEF-400 + PEF-400	PEM-400 + PEM-400	PEM-400 + PEM-400	PEM-400 + PEM-400
18 Variable (135_)						
	02/79 - 11/94	<-mm->	400 + 400	400 + 400	400 + 400	400 + 400
		U-hook	PEF-400 + PEF-400	PEM-400 + PEM-400	PEM-400 + PEM-400	PEM-400 + PEM-400



U-hook



A - side lock



B - pinch tab
G - pinch tab BMW























C - new bayonet



F16 - push button
F19 - push button

Wiper Blades

Application Tables – Left Hand Drive Right Hand Drive

		Arm Type	Flat	Standard
				
RENAULT <i>Continued</i>				
19 I (B/C53_)				
	01/88 - 09/94	<-mm->	500 + 500	500 + 500
		U-hook	PEF-500 + PEF-500	PEM-500 + PEM-500
19 I Cabriolet (D53_)				
	07/91 - 04/92	<-mm->	500 + 500	500 + 500
		U-hook	PEF-500 + PEF-500	PEM-500 + PEM-500
19 I Chamade (L53_)				
	01/88 - 12/92	<-mm->	500 + 500	500 + 500
		U-hook	PEF-500 + PEF-500	PEM-500 + PEM-500
19 II (B/C53_)				
	01/91 - 06/01	<-mm->	500 + 500	500 + 500
		U-hook	PEF-500 + PEF-500	PEM-500 + PEM-500
19 II Cabriolet (D53_, 853_)				
	04/92 - 06/01	<-mm->	500 + 500	500 + 500
		U-hook	PEF-500 + PEF-500	PEM-500 + PEM-500
19 II Chamade (L53_)				
	04/92 - 08/03	<-mm->	500 + 500	500 + 500
		U-hook	PEF-500 + PEF-500	PEM-500 + PEM-500
20 (127_)				
	10/75 - 12/83	<-mm->	450 + 450	450 + 450
		U-hook	PEF-450 + PEF-450	PEM-450 + PEM-450
21 (B48_)				
	07/89 - 06/94	<-mm->	500 + 500	500 + 500
		U-hook	PEF-500 + PEF-500	PEM-500 + PEM-500
21 (L48_)				
	03/86 - 07/97	<-mm->	500 + 500	500 + 500
		U-hook	PEF-500 + PEF-500	PEM-500 + PEM-500
25 (B29_)				
	04/84 - 12/93	<-mm->	530 + 530	525 + 525
		U-hook	PEF-530 + PEF-530	PEM-530 + PEM-530
30 (127_)				
	02/75 - 03/86	<-mm->	450 + 450	450 + 450
		U-hook	PEF-450 + PEF-450	PEM-450 + PEM-450
ALASKAN				
	10/16 -	<-mm->	600 + 400	
		U-hook	PEF-600 + PEF-400	
CAPTUR I (J5_, H5_)				
	06/13 - 03/16	<-mm->	650 + 350	
		C- new bayonet	PEF-650 + PEF-350	
CAPTUR II				
	01/20 -	<-mm->	650 + 350	
		F16- push button	PEF-650 + PEF-350	
CLIO I (B/C57_, 5/357_)				
	05/90 - 08/99	<-mm->	500 + 500	500 + 500
		U-hook	PEF-500 + PEF-500	PEM-500 + PEM-500
CLIO I (S57_)				
	01/91 - 09/98	<-mm->	500 + 500	500 + 500
		U-hook	PEF-500 + PEF-500	PEM-500 + PEM-500
CLIO II (BB_, CB_)				
	03/98 - 12/16	<-mm->	530 + 450	525 + 450
		U-hook	PEF-530 + PEF-450	PEM-530 + PEM-450
CLIO II (SB0/1/2_)				
	09/98 -	<-mm->	530 + 450	525 + 450
		U-hook	PEF-530 + PEF-450	PEM-530 + PEM-450



U-hook



A - side lock



B - pinch tab
G - pinch tab BMW
























C - new bayonet



F16 - push button
F19 - push button

Wiper Blades

Application Tables – Left Hand Drive Right Hand Drive

		Arm Type	Flat 	Standard 
RENAULT <i>Continued</i>				
CLIO III (BR0/1, CR0/1)				
	01/05 - 12/14	<-mm-> C- new bayonet	600 + 400 PEF-600 + PEF-400	
CLIO III (SB_, SR_)				
	06/05 -	<-mm-> C- new bayonet	600 + 400 PEF-600 + PEF-400	
CLIO III Grandtour (KR0/1_)				
	11/07 -	<-mm-> C- new bayonet	600 + 400 PEF-600 + PEF-400	
CLIO IV (BH_)				
	11/12 -	<-mm-> C- new bayonet	650 + 350 PEF-650 + PEF-350	
CLIO IV Grandtour (KH_)				
	11/12 -	<-mm-> C- new bayonet	650 + 350 PEF-650 + PEF-350	
DUSTER (HM_)				
	10/17 -	<-mm-> C- new bayonet	550 + 480 PEF-550 + PEF-480	
DUSTER (HS_)				
	01/11 -	<-mm-> U-hook	500 + 500 PEF-500 + PEF-500	
ESPACE II (J/S63_)				
	01/91 - 10/97	<-mm-> U-hook	600 + 600 PEF-600 + PEF-600	600 + 600 PEM-600 + PEM-600
ESPACE III (JE0_)				
	11/96 - 10/02	<-mm-> U-hook	650 + 450 PEF-650 + PEF-450	650 + 450 PEM-650 + PEM-450
ESPACE IV (JK0/1_)				
	11/02 -	<-mm-> A- side lock	700 + 700 PEF-700 + PEF-700	
FLUENCE (L3_)				
	02/10 -	<-mm-> C- new bayonet	600 + 400 PEF-600 + PEF-400	
GRAND SCÉNIC II (JM0/1_)				
	04/04 - 06/09	<-mm-> C- new bayonet	650 + 550 PEF-650 + PEF-550	
GRAND SCÉNIC III (JZ0/1_)				
	02/09 -	<-mm-> C- new bayonet	700 + 650 PEF-700 + PEF-650	
GRAND SCÉNIC IV (R9_)				
	09/16 -	<-mm-> F19/16- push button	700 + 700 PEF-700 + PEF-700	
KADJAR (HA_, HL_)				
	06/15 -	<-mm-> U-hook	650 + 430 PEF-650 + PEF-430	650 + 425 PEM-650 + PEM-430
KANGOO (KC0/1_)				
	08/97 -	<-mm-> U-hook	500 + 500 PEF-500 + PEF-500	500 + 500 PEM-500 + PEM-500
KANGOO / GRAND KANGOO II (KW0/1_)				
	02/08 -	<-mm-> U-hook	600 + 550 PEF-600 + PEF-550	500 + 500 PEM-500 + PEM-500
KANGOO BE BOP (KW0/1_)				
	02/09 -	<-mm-> U-hook	550 + 530 PEF-550 + PEF-530	500 + 500 PEM-500 + PEM-500



U-hook



A - side lock



B - pinch tab
G - pinch tab BMW





















C - new bayonet



F16 - push button
F19 - push button

Wiper Blades

Application Tables – Left Hand Drive Right Hand Drive

		Arm Type	Flat	Standard
				
RENAULT <i>Continued</i>				
KANGOO Express (FC0/1_)				
	08/97 -	<-mm-> U-hook	500 + 500 PEF-500 + PEF-500	500 + 500 PEM-500 + PEM-500
KANGOO Express (FW0/1_)				
	02/08 -	<-mm-> U-hook	600 + 550 PEF-600 + PEF-550	500 + 500 PEM-500 + PEM-500
KOLEOS I (HY_)				
	09/08 -	<-mm-> B- pinch tab	600 + 480 PEF-600 + PEF-480	
KOLEOS II (HC_)				
	08/16 -	<-mm-> U-hook	650 + 400 PEF-650 + PEF-400	650 + 400 PEM-650 + PEM-400
LAGUNA (DT0/1)				
	09/08 - 12/15	<-mm-> C- new bayonet	650 + 400 PEF-650 + PEF-400	
LAGUNA I (B56_ , 556_)				
	11/93 - 08/02	<-mm-> U-hook	600 + 450 PEF-600 + PEF-450	600 + 450 PEM-600 + PEM-450
LAGUNA I Grandtour (K56_)				
	09/95 - 08/02	<-mm-> U-hook	600 + 450 PEF-600 + PEF-450	600 + 450 PEM-600 + PEM-450
LAGUNA II (BG0/1_)				
	03/01 - 12/07	<-mm-> U-hook	600 + 500 PEF-600 + PEF-500	600 + 500 PEM-600 + PEM-500
LAGUNA II Grandtour (KG0/1_)				
	03/01 - 12/07	<-mm-> U-hook	600 + 500 PEF-600 + PEF-500	600 + 500 PEM-600 + PEM-500
LAGUNA III (BT0/1)				
	10/07 - 12/15	<-mm-> C- new bayonet	650 + 400 PEF-650 + PEF-400	
LAGUNA III Grandtour (KT0/1)				
	10/07 - 12/15	<-mm-> C- new bayonet	650 + 400 PEF-650 + PEF-400	
LATITUDE (L70_)				
	07/10 -	<-mm-> U-hook	600 + 400 PEF-600 + PEF-400	600 + 400 PEM-600 + PEM-400
LOGAN/STEPWAY II (L8_)				
	09/12 - 04/15	<-mm-> U-hook	550 + 480 PEF-550 + PEF-480	
	09/12 -	<-mm-> U-hook		550 + 475 PEM-550 + PEM-480
	04/15 -	<-mm-> C- new bayonet	550 + 480 PEF-550 + PEF-480	
LOGAN I (KS_)				
	04/07 -	<-mm-> U-hook	500 + 500 PEF-500 + PEF-500	500 + 500 PEM-500 + PEM-500
LOGAN I (LS_)				
	09/04 -	<-mm-> U-hook	500 + 500 PEF-500 + PEF-500	500 + 500 PEM-500 + PEM-500
LOGAN II (K8_)				
	11/13 - 04/15	<-mm-> U-hook	550 + 480 PEF-550 + PEF-480	
	11/13 -	<-mm-> U-hook		550 + 475 PEM-550 + PEM-480
	04/15 -	<-mm-> C- new bayonet	550 + 480 PEF-550 + PEF-480	



Wiper Blades

Application Tables – Left Hand Drive Right Hand Drive

		Arm Type	Flat 	Standard 
RENAULT <i>Continued</i>				
MASTER I (P_)				
	07/80 - 07/98	<-mm-> U-hook	600 + 600 PEF-600 + PEF-600	600 + 600 PEM-600 + PEM-600
MASTER I (T_)				
	07/80 - 07/98	<-mm-> U-hook	600 + 600 PEF-600 + PEF-600	600 + 600 PEM-600 + PEM-600
MASTER II (ED/HD/UD)				
	07/98 -	<-mm-> U-hook	600 + 600 PEF-600 + PEF-600	600 + 600 PEM-600 + PEM-600
MASTER II (FD)				
	07/98 -	<-mm-> U-hook	600 + 600 PEF-600 + PEF-600	600 + 600 PEM-600 + PEM-600
MASTER II (JD)				
	03/98 -	<-mm-> U-hook	600 + 600 PEF-600 + PEF-600	600 + 600 PEM-600 + PEM-600
MASTER III (EV, HV, UV)				
	02/10 -	<-mm-> U-hook	650 + 650 PEF-650 + PEF-650	650 + 650 PEM-650 + PEM-650
MASTER III (FV)				
	02/10 -	<-mm-> U-hook	650 + 650 PEF-650 + PEF-650	650 + 650 PEM-650 + PEM-650
MASTER III (JV)				
	02/11 -	<-mm-> U-hook	650 + 650 PEF-650 + PEF-650	650 + 650 PEM-650 + PEM-650
MEGANE CC (EZ0/1_)				
	06/10 -	<-mm-> C- new bayonet	600 + 400 PEF-600 + PEF-400	
MEGANE I (BA0/1_)				
	08/95 - 12/04	<-mm-> U-hook	550 + 500 PEF-550 + PEF-500	550 + 500 PEM-550 + PEM-500
MEGANE I (SA0/1_)				
	08/95 - 07/03	<-mm-> U-hook	550 + 500 PEF-550 + PEF-500	550 + 500 PEM-550 + PEM-500
MEGANE I Cabriolet (EA0/1_)				
	10/96 - 08/03	<-mm-> U-hook	550 + 500 PEF-550 + PEF-500	550 + 500 PEM-550 + PEM-500
MEGANE I Classic (LA0/1_)				
	09/96 - 08/08	<-mm-> U-hook	550 + 500 PEF-550 + PEF-500	550 + 500 PEM-550 + PEM-500
MEGANE I Coach (DA0/1_)				
	03/96 - 08/03	<-mm-> U-hook	550 + 500 PEF-550 + PEF-500	550 + 500 PEM-550 + PEM-500
MEGANE I Grandtour (KA0/1_)				
	03/99 - 08/03	<-mm-> U-hook	550 + 500 PEF-550 + PEF-500	550 + 500 PEM-550 + PEM-500
Megane I Kombi van (KA_)				
	02/00 - 07/03	<-mm-> U-hook	550 + 500 PEF-550 + PEF-500	550 + 500 PEM-550 + PEM-500
MEGANE II (BM0/1_, CM0/1_)				
	07/01 - 12/05	<-mm-> U-hook	600 + 450 PEF-600 + PEF-450	600 + 450 PEM-600 + PEM-450
	01/06 - 10/12	<-mm-> C- new bayonet	600 + 450 PEF-600 + PEF-450	
MEGANE II (KM_)				
	08/03 - 12/05	<-mm-> U-hook	600 + 450 PEF-600 + PEF-450	600 + 450 PEM-600 + PEM-450



U-hook



A - side lock



B - pinch tab
G - pinch tabe BMW











C - new bayonet



F16 - push button
F19 - push button

Wiper Blades

Application Tables – Left Hand Drive Right Hand Drive

		Arm Type	Flat 	Standard 
RENAULT <i>Continued</i>				
MEGANE II (KM_) <i>Continued</i>				
	01/06 - 07/09	<-mm-> C- new bayonet	600 + 450 PEF-600 + PEF-450	
MEGANE II (KM0/1_)				
	08/03 - 12/05	<-mm-> U-hook	600 + 450 PEF-600 + PEF-450	600 + 450 PEM-600 + PEM-450
	01/06 - 08/12	<-mm-> C- new bayonet	600 + 450 PEF-600 + PEF-450	
MEGANE II (KM0/2_)				
	08/03 - 12/05	<-mm-> U-hook	600 + 450 PEF-600 + PEF-450	600 + 450 PEM-600 + PEM-450
	01/06 - 07/09	<-mm-> C- new bayonet	600 + 450 PEF-600 + PEF-450	
MEGANE II (LM0/1_)				
	08/03 - 12/05	<-mm-> U-hook	600 + 450 PEF-600 + PEF-450	600 + 450 PEM-600 + PEM-450
	01/06 -	<-mm-> C- new bayonet	600 + 450 PEF-600 + PEF-450	
MEGANE II Coupé-Cabriolet (EM0/1_)				
	09/03 - 12/05	<-mm-> U-hook	600 + 450 PEF-600 + PEF-450	600 + 450 PEM-600 + PEM-450
	01/06 - 03/10	<-mm-> C- new bayonet	600 + 450 PEF-600 + PEF-450	
MEGANE III (BZ_)				
	11/08 - 08/15	<-mm-> C- new bayonet	600 + 400 PEF-600 + PEF-400	
MEGANE III (BZ0/1_, B3_)				
	11/08 -	<-mm-> C- new bayonet	600 + 400 PEF-600 + PEF-400	
MEGANE III (DZ0/1_)				
	11/08 -	<-mm-> C- new bayonet	600 + 400 PEF-600 + PEF-400	
MEGANE III Combi Van (KZ0/1)				
	01/09 - 08/15	<-mm-> C- new bayonet	600 + 400 PEF-600 + PEF-400	
MEGANE III Grandtour (KZ0/1)				
	11/08 -	<-mm-> C- new bayonet	600 + 400 PEF-600 + PEF-400	
MEGANE IV				
	10/16 -	<-mm-> C- new bayonet	600 + 450 PEF-600 + PEF-450	
MEGANE IV (B9A/M/N_)				
	11/15 -	<-mm-> C- new bayonet	600 + 450 PEF-600 + PEF-450	
MEGANE IV Grandtour (K9A/M/N_)				
	04/16 -	<-mm-> C- new bayonet	600 + 450 PEF-600 + PEF-450	
MEGANE Scenic (JA0/1_)				
	10/96 - 12/01	<-mm-> U-hook	600 + 400 PEF-600 + PEF-400	600 + 400 PEM-600 + PEM-400
MODUS / GRAND MODUS (F/JP0_)				
	09/04 -	<-mm-> A- side lock	700 + 650 PEF-700 + PEF-650	
RAPID (F40_, G40_)				
	07/85 - 11/01	<-mm-> U-hook	450 + 450 PEF-450 + PEF-450	450 + 450 PEM-450 + PEM-450



U-hook



A - side lock



B - pinch tab
G - pinch tab BMW






C - new bayonet



F16 - push button
F19 - push button

Wiper Blades

Application Tables – Left Hand Drive Right Hand Drive

		Arm Type	Flat 	Standard 
RENAULT <i>Continued</i>				
SAFRANE I (B54_)				
	04/92 - 10/97	<-mm-> U-hook	600 + 600 PEF-600 + PEF-600	600 + 600 PEM-600 + PEM-600
SAFRANE II (B54_)				
	07/96 - 12/00	<-mm-> U-hook	600 + 600 PEF-600 + PEF-600	600 + 600 PEM-600 + PEM-600
SANDERO/STEPWAY I (BS_)				
	11/07 -	<-mm-> U-hook	500 + 500 PEF-500 + PEF-500	
SANDERO/STEPWAY II (B8_)				
	11/13 -	<-mm-> C- new bayonet	550 + 480 PEF-550 + PEF-480	
SCÉNIC I (JA0/1_, FA0_)				
	08/99 - 07/10	<-mm-> U-hook	600 + 400 PEF-600 + PEF-400	600 + 400 PEM-600 + PEM-400
SCÉNIC II (JM0/1_)				
	01/05 - 07/10	<-mm-> C- new bayonet	650 + 550 PEF-650 + PEF-550	
SCÉNIC III (JZ0/1_)				
	12/08 -	<-mm-> C- new bayonet	700 + 650 PEF-700 + PEF-650	
SCÉNIC IV (J9_)				
	09/16 -	<-mm-> F19/16- push button	700 + 700 PEF-700 + PEF-700	
SUPER 5 (B/C40_)				
	10/84 - 12/96	<-mm-> U-hook	450 + 450 PEF-450 + PEF-450	450 + 450 PEM-450 + PEM-450
SUPER 5 (S40_)				
	10/84 - 12/96	<-mm-> U-hook	450 + 450 PEF-450 + PEF-450	450 + 450 PEM-450 + PEM-450
TALISMAN (LP_)				
	06/15 -	<-mm-> C- new bayonet	600 + 450 PEF-600 + PEF-450	
TALISMAN Grandtour (KP_)				
	03/16 -	<-mm-> C- new bayonet	600 + 450 PEF-600 + PEF-450	
THALIA I (LB_)				
	02/98 -	<-mm-> U-hook	530 + 450 PEF-530 + PEF-450	525 + 450 PEM-530 + PEM-450
THALIA II (LU_)				
	09/08 -	<-mm-> C- new bayonet	600 + 400 PEF-600 + PEF-400	
THALIA III (L8_)				
	12/13 -	<-mm-> C- new bayonet	600 + 400 PEF-600 + PEF-400	
TRAFIC (P6)				
	03/80 - 04/89	<-mm-> U-hook	500 + 500 PEF-500 + PEF-500	450 + 450 PEM-450 + PEM-450
TRAFIC (PXX)				
	03/89 - 03/01	<-mm-> U-hook	500 + 500 PEF-500 + PEF-500	500 + 500 PEM-500 + PEM-500
TRAFIC (T1, T3, T4, T2)				
	03/80 - 04/89	<-mm-> U-hook	500 + 500 PEF-500 + PEF-500	450 + 450 PEM-450 + PEM-450



U-hook



A - side lock



B - pinch tab
G - pinch tab BMW





















C - new bayonet



F16 - push button
F19 - push button

Wiper Blades

Application Tables – Left Hand Drive Right Hand Drive

		Arm Type		
RENAULT Continued				
TRAFIC (T5, T6, T7)				
	03/80 - 04/89	<-mm->	500 + 500	450 + 450
		U-hook	PEF-500 + PEF-500	PEM-450 + PEM-450
TRAFIC (TXW)				
	03/89 - 03/01	<-mm->	500 + 500	500 + 500
		U-hook	PEF-500 + PEF-500	PEM-500 + PEM-500
TRAFIC (TXX)				
	03/89 - 10/02	<-mm->	500 + 500	500 + 500
		U-hook	PEF-500 + PEF-500	PEM-500 + PEM-500
TRAFIC II (EL)				
	03/01 -	<-mm->	600 + 530	600 + 525
		U-hook	PEF-600 + PEF-530	PEM-600 + PEM-530
TRAFIC II (FL)				
	03/01 -	<-mm->	600 + 530	600 + 525
		U-hook	PEF-600 + PEF-530	PEM-600 + PEM-530
TRAFIC II (JL)				
	03/01 -	<-mm->	600 + 530	600 + 525
		U-hook	PEF-600 + PEF-530	PEM-600 + PEM-530
TRAFIC III (EG_)				
	05/14 -	<-mm->	650 + 480	
		F19- push button	PEF-650 + PEF-480	
TRAFIC III (FG_)				
	05/14 -	<-mm->	650 + 480	
		F19- push button	PEF-650 + PEF-480	
TRAFIC III (JG_)				
	05/14 -	<-mm->	650 + 480	
		F19- push button	PEF-650 + PEF-480	
TWINGO I (C06_)				
	03/93 - 10/12	<-mm->	650	650
		U-hook	PEF-650	PEM-650
TWINGO I (S06_)				
	03/93 - 06/12	<-mm->	650	650
		U-hook	PEF-650	PEM-650
TWINGO II (CN0_)				
	03/07 -	<-mm->	600 + 400	
		F19- push button	PEF-600 + PEF-400	
TWINGO III (BCM_, BCA_)				
	09/14 -	<-mm->	500 + 350	
		C- new bayonet	PEF-500 + PEF-350	
TWIZY (MAM_)				
	04/12 -	<-mm->	450 + 450	450 + 450
		U-hook	PEF-450 + PEF-450	PEM-450 + PEM-450
VEL SATIS (BJ0_)				
	06/02 -	<-mm->	700 + 650	
		A- side lock	PEF-700 + PEF-650	
WIND (E4M_)				
	07/10 -	<-mm->	600 + 400	
		F19- push button	PEF-600 + PEF-400	
ZOE (BFM_)				
	06/12 -	<-mm->	600 + 350	
		F19- push button	PEF-600 + PEF-350	
RENAULT TRUCKS				
MASCOTT				
	01/99 - 12/13	<-mm->	600 + 600	600 + 600
		U-hook	PEF-600 + PEF-600	PEM-600 + PEM-600



U-hook



A - side lock



B - pinch tab
G - pinch tab BMW



C - new bayonet



F16 - push button
F19 - push button

Wiper Blades

Application Tables – Left Hand Drive Right Hand Drive

		Arm Type	Flat 	Standard 
ROVER				
25 I (RF)				
	09/99 - 06/06	<-mm-> U-hook	450 + 450 PEF-450 + PEF-450	450 + 450 PEM-450 + PEM-450
45 I (RT)				
	02/00 - 05/05	<-mm-> U-hook	500 + 450 PEF-500 + PEF-450	500 + 450 PEM-500 + PEM-450
75 (RJ)				
	02/99 - 10/05	<-mm-> U-hook	550 + 530 PEF-550 + PEF-530	550 + 525 PEM-550 + PEM-530
75 I Tourer (RJ)				
	08/01 - 06/06	<-mm-> U-hook	550 + 530 PEF-550 + PEF-530	550 + 525 PEM-550 + PEM-530
100 (XP)				
	04/94 - 12/98	<-mm-> U-hook	400 + 400 PEF-400 + PEF-400	400 + 400 PEM-400 + PEM-400
100 / METRO (XP)				
	11/89 - 12/98	<-mm-> U-hook	400 + 400 PEF-400 + PEF-400	400 + 400 PEM-400 + PEM-400
200 (XW)				
	10/92 - 06/99	<-mm-> U-hook	450 + 450 PEF-450 + PEF-450	450 + 450 PEM-450 + PEM-450
200 I (XH)				
	09/84 - 09/89	<-mm-> U-hook	450 + 450 PEF-450 + PEF-450	450 + 450 PEM-450 + PEM-450
200 II (RF)				
	11/95 - 11/00	<-mm-> U-hook	450 + 450 PEF-450 + PEF-450	450 + 450 PEM-450 + PEM-450
200 II (XW)				
	10/89 - 11/99	<-mm-> U-hook	450 + 450 PEF-450 + PEF-450	450 + 450 PEM-450 + PEM-450
400 II (RT)				
	03/95 - 03/00	<-mm-> U-hook	500 + 450 PEF-500 + PEF-450	450 + 450 PEM-450 + PEM-450
400 II (XW)				
	04/90 - 04/95	<-mm-> U-hook	450 + 450 PEF-450 + PEF-450	450 + 450 PEM-450 + PEM-450
400 Tourer (XW)				
	09/93 - 11/98	<-mm-> U-hook	450 + 450 PEF-450 + PEF-450	450 + 450 PEM-450 + PEM-450
600 I (RH)				
	08/93 - 10/00	<-mm-> U-hook	550 + 500 PEF-550 + PEF-500	550 + 500 PEM-550 + PEM-500
800				
	08/92 - 02/99	<-mm-> U-hook	500 + 500 PEF-500 + PEF-500	500 + 500 PEM-500 + PEM-500
800 (XS)				
	10/86 - 02/99	<-mm-> U-hook	500 + 500 PEF-500 + PEF-500	500 + 500 PEM-500 + PEM-500
2000-3500 (SD1)				
	06/76 - 10/86	<-mm-> U-hook	450 + 450 PEF-450 + PEF-450	450 + 450 PEM-450 + PEM-450
CITYROVER				
	09/03 - 12/05	<-mm-> U-hook	500 + 500 PEF-500 + PEF-500	500 + 500 PEM-500 + PEM-500



U-hook



A - side lock



B - pinch tab
G - pinch tab BMW



C - new bayonet



F16 - push button
F19 - push button

Wiper Blades

Application Tables – Left Hand Drive Right Hand Drive

		Arm Type	Flat 	Standard 
ROVER <i>Continued</i>				
COUPE				
	03/96 - 11/99	<-mm-> U-hook	450 + 450 PEF-450 + PEF-450	450 + 450 PEM-450 + PEM-450
MAESTRO				
	09/90 - 01/95	<-mm-> U-hook	500 + 500 PEF-500 + PEF-500	500 + 500 PEM-500 + PEM-500
MONTEGO (XE)				
	10/84 - 12/93	<-mm-> U-hook	500 + 500 PEF-500 + PEF-500	500 + 500 PEM-500 + PEM-500
STREETWISE				
	08/03 - 05/05	<-mm-> U-hook	450 + 450 PEF-450 + PEF-450	450 + 450 PEM-450 + PEM-450
SAAB				
9-3 (E50)				
	03/05 - 01/07	<-mm-> U-hook	600 + 550 PEF-600 + PEF-550	600 + 550 PEM-600 + PEM-550
	01/07 - 02/15	<-mm-> B- pinch tab	600 + 550 PEF-600 + PEF-550	
9-3 (YS3D)				
	02/98 - 08/03	<-mm-> U-hook	530 + 530 PEF-530 + PEF-530	525 + 525 PEM-530 + PEM-530
9-3 (YS3F)				
	08/03 - 01/07	<-mm-> U-hook	600 + 550 PEF-600 + PEF-550	600 + 550 PEM-600 + PEM-550
	01/07 - 02/15	<-mm-> B- pinch tab	600 + 550 PEF-600 + PEF-550	
9-3 (YS3F, E79, D79, D75)				
	09/02 - 01/07	<-mm-> U-hook	600 + 550 PEF-600 + PEF-550	600 + 550 PEM-600 + PEM-550
	01/07 - 02/15	<-mm-> B- pinch tab	600 + 550 PEF-600 + PEF-550	
9-3 Cabriolet (YS3D)				
	02/98 - 08/03	<-mm-> U-hook	530 + 530 PEF-530 + PEF-530	525 + 525 PEM-530 + PEM-530
9-5 (YS3E)				
	09/97 - 08/07	<-mm-> U-hook	600 + 550 PEF-600 + PEF-550	600 + 550 PEM-600 + PEM-550
	08/07 - 12/09	<-mm-> C- new bayonet	600 + 550 PEF-600 + PEF-550	
9-7X				
	06/04 - 07/12	<-mm-> U-hook	550 + 600 PEF-550 + PEF-600	550 + 600 PEM-550 + PEM-600
90				
	08/84 - 08/87	<-mm-> U-hook	380 + 380 PEF-380 + PEF-380	400 + 400 PEM-400 + PEM-400
95 Station Wagon				
	02/60 - 12/78	<-mm-> U-hook	350 + 350 PEF-350 + PEF-350	350 + 350 PEM-350 + PEM-350
96				
	09/60 - 08/80	<-mm-> U-hook	350 + 350 PEF-350 + PEF-350	350 + 350 PEM-350 + PEM-350
99				
	11/67 - 07/87	<-mm-> U-hook	380 + 380 PEF-380 + PEF-380	375 + 375 PEM-380 + PEM-380



U-hook



A - side lock



B - pinch tab
G - pinch tab BMW













C - new bayonet



F16 - push button
F19 - push button

Wiper Blades

Application Tables – Left Hand Drive Right Hand Drive

		Arm Type	Flat 	Standard 
SAAB <i>Continued</i>				
99 Combi Coupe				
	08/88 - 01/87	<-mm-> U-hook	380 + 380 PEF-380 + PEF-380	375 + 375 PEM-380 + PEM-380
600				
	01/80 - 12/86	<-mm-> U-hook	450 + 450 PEF-450 + PEF-450	450 + 450 PEM-450 + PEM-450
900 I				
	10/85 - 12/94	<-mm-> U-hook	400 + 400 PEF-400 + PEF-400	400 + 400 PEM-400 + PEM-400
900 I (AC4, AM4)				
	01/79 - 12/93	<-mm-> U-hook	400 + 400 PEF-400 + PEF-400	400 + 400 PEM-400 + PEM-400
900 I Combi Coupe				
	06/78 - 06/94	<-mm-> U-hook	400 + 400 PEF-400 + PEF-400	400 + 400 PEM-400 + PEM-400
900 II				
	07/93 - 04/99	<-mm-> U-hook	530 + 500 PEF-530 + PEF-500	525 + 525 PEM-530 + PEM-530
9000				
	09/84 - 12/98	<-mm-> U-hook	530 + 500 PEF-530 + PEF-500	525 + 525 PEM-530 + PEM-530
SEAT				
127 (127A)				
	04/72 - 12/82	<-mm-> U-hook	380 + 380 PEF-380 + PEF-380	375 + 375 PEM-380 + PEM-380
131 (131A)				
	05/75 - 12/86	<-mm-> U-hook	400 + 400 PEF-400 + PEF-400	400 + 400 PEM-400 + PEM-400
132 (132A)				
	01/73 - 12/82	<-mm-> U-hook	400 + 400 PEF-400 + PEF-400	400 + 400 PEM-400 + PEM-400
ALHAMBRA (7V8, 7V9)				
	04/96 - 05/01	<-mm-> U-hook	700 + 700 PEF-700 + PEF-700	700 + 700 PEM-700 + PEM-700
	06/01 - 03/10	<-mm-> A- side lock	700 + 700 PEF-700 + PEF-700	
ALHAMBRA (710, 711)				
	06/10 -	<-mm-> F16- push button	700 + 400 PEF-700 + PEF-400	
ARONA (KJ7)				
	07/17 -	<-mm-> F16- push button	650 + 400 PEF-650 + PEF-400	
AROSA (6H1)				
	05/97 - 06/04	<-mm-> U-hook	530 + 450 PEF-530 + PEF-450	525 + 450 PEM-530 + PEM-450
ATECA (KH7, KHP)				
	04/16 -	<-mm-> F16- push button	650 + 450 PEF-650 + PEF-450	
CORDOBA (6K1, 6K2)				
	02/93 - 12/02	<-mm-> U-hook	530 + 480 PEF-530 + PEF-480	525 + 450 PEM-530 + PEM-450
CORDOBA (6L2)				
	09/02 - 04/06	<-mm-> U-hook	530 + 480 PEF-530 + PEF-480	525 + 475 PEM-530 + PEM-480
	04/06 - 11/09	<-mm-> F19- push button	530 + 480 PEF-530 + PEF-480	



U-hook



A - side lock



B - pinch tab
G - pinch tab BMW














C - new bayonet



F16 - push button
F19 - push button

Wiper Blades

Application Tables – Left Hand Drive Right Hand Drive

		Arm Type	Flat 	Standard 
SEAT <i>Continued</i>				
CORDOBA Vario (6K5)				
	07/96 - 12/02	<-mm-> U-hook	530 + 480 PEF-530 + PEF-480	525 + 450 PEM-530 + PEM-450
FURA (25A)				
	01/82 - 12/86	<-mm-> U-hook	380 + 380 PEF-380 + PEF-380	375 + 375 PEM-380 + PEM-380
IBIZA I (21A)				
	06/84 - 12/93	<-mm-> U-hook	450 PEF-450	450 PEM-450
IBIZA II (6K1)				
	03/93 - 05/02	<-mm-> U-hook	530 + 480 PEF-530 + PEF-480	525 + 450 PEM-530 + PEM-450
IBIZA III (6L1)				
	02/02 - 04/06	<-mm-> U-hook	530 + 480 PEF-530 + PEF-480	525 + 475 PEM-530 + PEM-480
	04/06 - 11/09	<-mm-> F19- push button	530 + 480 PEF-530 + PEF-480	
IBIZA IV (6J5, 6P1)				
	03/08 - 12/17	<-mm-> F19- push button	600 + 400 PEF-600 + PEF-400	
IBIZA IV SC (6J1, 6P5)				
	06/08 - 12/18	<-mm-> F19- push button	600 + 400 PEF-600 + PEF-400	
IBIZA IV ST (6J8, 6P8)				
	03/10 - 07/16	<-mm-> F19- push button	600 + 400 PEF-600 + PEF-400	
IBIZA V (KJ1, KJG)				
	01/17 -	<-mm-> F16- push button	650 + 400 PEF-650 + PEF-400	
INCA (6K9)				
	11/95 - 11/03	<-mm-> U-hook	500 + 450 PEF-500 + PEF-450	500 + 450 PEM-500 + PEM-450
LEON (1M1)				
	11/99 - 06/06	<-mm-> U-hook	530 + 480 PEF-530 + PEF-480	525 + 475 PEM-530 + PEM-480
LEON (1P1)				
	05/05 - 12/13	<-mm-> B- pinch tab	650 + 650 PEF-650 + PEF-650	
LEON (5F1)				
	09/12 -	<-mm-> F16- push button	650 + 400 PEF-650 + PEF-400	
LEON (KL1)				
	11/19 -	<-mm-> F16- push button	650 + 450 PEF-650 + PEF-450	
LEON SC (5F5)				
	01/13 -	<-mm-> F16- push button	650 + 400 PEF-650 + PEF-400	
LEON ST (5F8)				
	09/12 -	<-mm-> F16- push button	650 + 400 PEF-650 + PEF-400	
	01/13 -	<-mm-> F16- push button	400 + 650 PEF-400 + PEF-650	
MALAGA (23A)				
	11/84 - 12/93	<-mm-> U-hook	400 + 400 PEF-400 + PEF-400	400 + 400 PEM-400 + PEM-400



U-hook



A - side lock



B - pinch tab
G - pinch tab BMW

























C - new bayonet



F16 - push button
F19 - push button

Wiper Blades

Application Tables – Left Hand Drive Right Hand Drive

		Arm Type	Flat 	Standard 
SEAT Continued				
MARBELLA (28A)				
	08/86 - 05/99	<-mm-> U-hook	400 PEF-400	400 PEM-400
MARBELLA (028A)				
	11/86 - 05/99	<-mm-> U-hook	400 PEF-400	400 PEM-400
Mii (KF1, KE1)				
	10/11 -	<-mm-> F16- push button	600 + 400 PEF-600 + PEF-400	
PANDA (141A)				
	10/80 - 12/86	<-mm-> U-hook	400 + 400 PEF-400 + PEF-400	400 + 400 PEM-400 + PEM-400
RITMO (138)				
	07/78 - 09/83	<-mm-> U-hook	380 + 380 PEF-380 + PEF-380	375 + 375 PEM-380 + PEM-380
RONDA (22A)				
	06/82 - 11/88	<-mm-> U-hook	400 + 400 PEF-400 + PEF-400	400 + 400 PEM-400 + PEM-400
TERRA (24)				
	01/87 - 12/96	<-mm-> U-hook	400 + 400 PEF-400 + PEF-400	400 + 400 PEM-400 + PEM-400
TERRA (024A)				
	01/87 - 02/96	<-mm-> U-hook	400 + 400 PEF-400 + PEF-400	400 + 400 PEM-400 + PEM-400
TOLEDO I (1L2)				
	01/91 - 10/99	<-mm-> U-hook	500 + 500 PEF-500 + PEF-500	500 + 500 PEM-500 + PEM-500
TOLEDO II (1M2)				
	10/98 - 05/06	<-mm-> U-hook	530 + 450 PEF-530 + PEF-450	525 + 450 PEM-530 + PEM-450
TOLEDO IV (KG3)				
	07/12 - 04/19	<-mm-> F16- push button	600 + 400 PEF-600 + PEF-400	
SKODA				
105,120 (742)				
	08/76 - 12/90	<-mm-> U-hook	400 + 400 PEF-400 + PEF-400	400 + 400 PEM-400 + PEM-400
105,120 (744)				
	02/83 - 12/90	<-mm-> U-hook	400 + 400 PEF-400 + PEF-400	400 + 400 PEM-400 + PEM-400
110				
	12/69 - 03/82	<-mm-> U-hook	400 + 400 PEF-400 + PEF-400	400 + 400 PEM-400 + PEM-400
130				
	02/85 - 10/91	<-mm-> U-hook	400 + 400 PEF-400 + PEF-400	400 + 400 PEM-400 + PEM-400
CITIGO (NF1)				
	10/11 - 08/19	<-mm-> F16- push button	600 + 400 PEF-600 + PEF-400	
E-CITIGO (NE1)				
	09/19 -	<-mm-> F16- push button	600 + 400 PEF-600 + PEF-400	
FABIA I (6Y2)				
	08/99 - 03/08	<-mm-> U-hook	530 + 480 PEF-530 + PEF-480	525 + 475 PEM-530 + PEM-480



U-hook



A - side lock



B - pinch tab
G - pinch tab BMW

























C - new bayonet



F16 - push button
F19 - push button

Wiper Blades

Application Tables – Left Hand Drive Right Hand Drive

		Arm Type	Flat 	Standard 
SKODA Continued				
FABIA I (6Y3)				
	10/99 - 12/07	<-mm-> U-hook	530 + 480 PEF-530 + PEF-480	525 + 475 PEM-530 + PEM-480
FABIA I Combi (6Y5)				
	04/00 - 12/07	<-mm-> U-hook	530 + 480 PEF-530 + PEF-480	525 + 475 PEM-530 + PEM-480
FABIA I Praktik (6Y5)				
	01/00 - 12/07	<-mm-> U-hook	530 + 480 PEF-530 + PEF-480	525 + 475 PEM-530 + PEM-480
FABIA II (542)				
	12/06 - 12/14	<-mm-> F19- push button	530 + 530 PEF-530 + PEF-530	
FABIA II Combi (545)				
	10/07 - 12/14	<-mm-> F19- push button	530 + 530 PEF-530 + PEF-530	
FABIA III (NJ3)				
	08/14 -	<-mm-> F16- push button	600 + 400 PEF-600 + PEF-400	
FABIA III (NJ5)				
	08/14 -	<-mm-> F16- push button	600 + 400 PEF-600 + PEF-400	
FAVORIT (781)				
	05/89 - 09/94	<-mm-> U-hook	500 + 500 PEF-500 + PEF-500	500 + 500 PEM-500 + PEM-500
FAVORIT (787)				
	06/92 - 06/97	<-mm-> U-hook	500 + 500 PEF-500 + PEF-500	500 + 500 PEM-500 + PEM-500
FAVORIT Forman (785)				
	06/88 - 06/95	<-mm-> U-hook	500 + 500 PEF-500 + PEF-500	500 + 500 PEM-500 + PEM-500
FELICIA I (6U1)				
	10/94 - 03/98	<-mm-> U-hook	500 + 500 PEF-500 + PEF-500	500 + 500 PEM-500 + PEM-500
FELICIA I (6U5)				
	07/95 - 03/98	<-mm-> U-hook	500 + 500 PEF-500 + PEF-500	500 + 500 PEM-500 + PEM-500
FELICIA I (6UF, 6U7)				
	10/95 - 04/02	<-mm-> U-hook	530 + 450 PEF-530 + PEF-450	500 + 500 PEM-500 + PEM-500
FELICIA II (6U1)				
	01/98 - 06/01	<-mm-> U-hook	500 + 500 PEF-500 + PEF-500	500 + 500 PEM-500 + PEM-500
FELICIA II (6U5)				
	01/98 - 06/01	<-mm-> U-hook	500 + 500 PEF-500 + PEF-500	500 + 500 PEM-500 + PEM-500
KAMIQ (NW4)				
	07/19 -	<-mm-> F16- push button	650 + 450 PEF-650 + PEF-450	
KAROQ (NU7, ND7)				
	07/17 -	<-mm-> F16- push button	650 + 450 PEF-650 + PEF-450	
KODIAQ (NS7, NV7)				
	10/16 -	<-mm-> F16- push button	600 + 530 PEF-600 + PEF-530	



U-hook



A - side lock



B - pinch tab
G - pinch tabe BMW








C - new bayonet



F16 - push button
F19 - push button

Wiper Blades

Application Tables – Left Hand Drive Right Hand Drive

		Arm Type	Flat 	Standard 
SKODA Continued				
OCTAVIA				
	04/59 - 10/71	<-mm-> U-hook	600 + 450 PEF-600 + PEF-450	600 + 450 PEM-600 + PEM-450
OCTAVIA I (1U2)				
	09/96 - 12/10	<-mm-> U-hook	530 + 480 PEF-530 + PEF-480	525 + 475 PEM-530 + PEM-480
OCTAVIA I (1U5)				
	08/00 - 03/10	<-mm-> U-hook	530 + 480 PEF-530 + PEF-480	525 + 475 PEM-530 + PEM-480
OCTAVIA I Combi (1U5)				
	07/98 - 12/10	<-mm-> U-hook	530 + 480 PEF-530 + PEF-480	525 + 475 PEM-530 + PEM-480
OCTAVIA II (1Z3)				
	02/04 - 06/13	<-mm-> A- side lock	600 + 480 PEF-600 + PEF-480	
OCTAVIA II Combi (1Z5)				
	02/04 - 06/13	<-mm-> A- side lock	600 + 480 PEF-600 + PEF-480	
OCTAVIA III (5E3, NL3, NR3)				
	11/12 -	<-mm-> F16- push button	600 + 450 PEF-600 + PEF-450	
OCTAVIA III Combi (5E5, 5E6)				
	11/12 -	<-mm-> F16- push button	600 + 450 PEF-600 + PEF-450	
OCTAVIA IV (NX3)				
	01/20 -	<-mm-> F16- push button	650 + 480 PEF-650 + PEF-480	
OCTAVIA IV Combi (NX5)				
	11/19 -	<-mm-> F16- push button	650 + 480 PEF-650 + PEF-480	
RAPID (NH3, NK3, NK6)				
	07/12 -	<-mm-> F16- push button	600 + 400 PEF-600 + PEF-400	
RAPID Spaceback (NH1)				
	07/12 - 12/19	<-mm-> F16- push button	600 + 400 PEF-600 + PEF-400	
ROOMSTER (5J7)				
	03/06 - 05/15	<-mm-> F19- push button	530 + 530 PEF-530 + PEF-530	
ROOMSTER Praktik (5J)				
	03/07 - 05/15	<-mm-> F19- push button	530 + 530 PEF-530 + PEF-530	
SCALA (NW1)				
	02/19 -	<-mm-> F19/16- push button	650 + 450 PEF-650 + PEF-450	
SUPERB I (3U4)				
	12/01 - 03/08	<-mm-> A- side lock	530 + 500 PEF-530 + PEF-500	
SUPERB II (3T4)				
	03/08 - 05/15	<-mm-> F19- push button	600 + 450 PEF-600 + PEF-450	
SUPERB II (3T5)				
	10/09 - 05/15	<-mm-> F19- push button	600 + 450 PEF-600 + PEF-450	



U-hook



A - side lock



B - pinch tab
G - pinch tab BMW

















C - new bayonet



F16 - push button
F19 - push button

Wiper Blades

Application Tables – Left Hand Drive Right Hand Drive

		Arm Type	Flat 	Standard 
SKODA Continued				
SUPERB III (3V3)				
	03/15 -	<-mm-> F16- push button	650 + 450 PEF-650 + PEF-450	
SUPERB III (3V5)				
	03/15 -	<-mm-> F16- push button	650 + 450 PEF-650 + PEF-450	
YETI (5L)				
	05/09 - 12/17	<-mm-> F19- push button	600 + 480 PEF-600 + PEF-480	
SMART				
CABRIO (450)				
	03/00 - 01/04	<-mm-> U-hook	530 + 530 PEF-530 + PEF-530	525 + 525 PEM-530 + PEM-530
CITY-COUPE (450)				
	07/98 - 01/04	<-mm-> U-hook	530 + 530 PEF-530 + PEF-530	525 + 525 PEM-530 + PEM-530
FORFOUR (453)				
	07/14 -	<-mm-> C- new bayonet	500 + 350 PEF-500 + PEF-350	
FORFOUR (454)				
	01/04 - 06/06	<-mm-> U-hook	650 + 450 PEF-650 + PEF-450	650 + 450 PEM-650 + PEM-450
FORTWO (450)				
	01/04 - 02/07	<-mm-> U-hook	530 + 530 PEF-530 + PEF-530	525 + 525 PEM-530 + PEM-530
FORTWO (451)				
	01/07 -	<-mm-> B- pinch tab	550 + 600 PEF-550 + PEF-600	
FORTWO (453)				
	07/14 -	<-mm-> C- new bayonet	350 + 500 PEF-350 + PEF-500	
	09/15 -	<-mm-> C- new bayonet	500 + 350 PEF-500 + PEF-350	
FORTWO Cabrio (450)				
	01/04 - 01/07	<-mm-> U-hook	530 + 530 PEF-530 + PEF-530	525 + 525 PEM-530 + PEM-530
FORTWO Cabrio (451)				
	01/07 -	<-mm-> B- pinch tab	600 + 550 PEF-600 + PEF-550	
ROADSTER (452)				
	04/03 - 11/05	<-mm-> U-hook	500 + 450 PEF-500 + PEF-450	500 + 450 PEM-500 + PEM-450
SSANGYONG				
ACTYON I				
	11/05 -	<-mm-> U-hook	550 + 480 PEF-550 + PEF-480	550 + 475 PEM-550 + PEM-480
ACTYON II				
	08/12 -	<-mm-> U-hook	600 + 400 PEF-600 + PEF-400	600 + 400 PEM-600 + PEM-400
ACTYON SPORTS I (QJ)				
	11/05 -	<-mm-> U-hook	550 + 480 PEF-550 + PEF-480	550 + 475 PEM-550 + PEM-480
ACTYON SPORTS II				
	01/12 -	<-mm-> U-hook	550 + 480 PEF-550 + PEF-480	550 + 475 PEM-550 + PEM-480



U-hook



A - side lock



B - pinch tab
G - pinch tabe BMW










C - new bayonet



F16 - push button
F19 - push button

Wiper Blades

Application Tables – Left Hand Drive Right Hand Drive

		Arm Type	Flat 	Standard 
SSANGYONG <i>Continued</i>				
KORANDO (CK)				
	07/10 -	<-mm-> U-hook	600 + 400 PEF-600 + PEF-400	600 + 400 PEM-600 + PEM-400
KORANDO (K4)				
	12/88 - 05/97	<-mm-> U-hook	450 + 450 PEF-450 + PEF-450	450 + 450 PEM-450 + PEM-450
KORANDO (K5, K9)				
	12/88 - 05/97	<-mm-> U-hook	450 + 450 PEF-450 + PEF-450	450 + 450 PEM-450 + PEM-450
KORANDO (KJ)				
	12/96 - 11/06	<-mm-> U-hook	450 + 450 PEF-450 + PEF-450	450 + 450 PEM-450 + PEM-450
KORANDO Cabrio (KJ)				
	12/96 - 11/06	<-mm-> U-hook	450 + 450 PEF-450 + PEF-450	450 + 450 PEM-450 + PEM-450
KYRON				
	05/05 -	<-mm-> U-hook	550 + 480 PEF-550 + PEF-480	550 + 475 PEM-550 + PEM-480
MUSSO (FJ)				
	01/93 - 09/07	<-mm-> U-hook	500 + 450 PEF-500 + PEF-450	500 + 450 PEM-500 + PEM-450
MUSSO SPORTS				
	08/04 -	<-mm-> U-hook	500 + 450 PEF-500 + PEF-450	500 + 450 PEM-500 + PEM-450
REXTON (Y400)				
	07/17 -	<-mm-> F16- push button	650 + 500 PEF-650 + PEF-500	
REXTON / REXTON II (GAB_)				
	04/02 -	<-mm-> U-hook	500 + 500 PEF-500 + PEF-500	500 + 500 PEM-500 + PEM-500
REXTON W / REXTON				
	07/12 -	<-mm-> U-hook	500 + 500 PEF-500 + PEF-500	500 + 500 PEM-500 + PEM-500
RODIUS I				
	05/05 -	<-mm-> U-hook	600 + 450 PEF-600 + PEF-450	600 + 450 PEM-600 + PEM-450
RODIUS II				
	06/13 -	<-mm-> U-hook	600 + 450 PEF-600 + PEF-450	600 + 450 PEM-600 + PEM-450
TIVOLI				
	01/15 -	<-mm-> U-hook	600 + 400 PEF-600 + PEF-400	600 + 400 PEM-600 + PEM-400
XLV				
	04/16 -	<-mm-> U-hook	600 + 400 PEF-600 + PEF-400	600 + 400 PEM-600 + PEM-400
SUBARU				
BRZ				
	06/12 -	<-mm-> U-hook	550 + 500 PEF-550 + PEF-500	550 + 500 PEM-550 + PEM-500
FORESTER (SF_)				
	03/97 - 09/02	<-mm-> U-hook	530 + 480 PEF-530 + PEF-480	525 + 475 PEM-530 + PEM-480
FORESTER (SG_)				
	02/02 - 12/12	<-mm-> U-hook	530 + 480 PEF-530 + PEF-480	550 + 475 PEM-550 + PEM-480



U-hook



A - side lock



B - pinch tab
G - pinch tab BMW

























C - new bayonet



F16 - push button
F19 - push button

Wiper Blades

Application Tables – Left Hand Drive Right Hand Drive

		Arm Type	Flat 	Standard 
SUBARU <i>Continued</i>				
FORESTER (SH_)				
	12/07 -	<-mm-> U-hook	650 + 400 PEF-650 + PEF-400	650 + 400 PEM-650 + PEM-400
FORESTER (SJ_)				
	11/12 -	<-mm-> U-hook	650 + 400 PEF-650 + PEF-400	650 + 400 PEM-650 + PEM-400
IMPREZA (GC)				
	08/92 - 09/01	<-mm-> U-hook	530 + 450 PEF-530 + PEF-450	525 + 450 PEM-530 + PEM-450
IMPREZA (GD)				
	09/99 - 06/09	<-mm-> U-hook	550 + 400 PEF-550 + PEF-400	525 + 450 PEM-530 + PEM-450
IMPREZA (GE, GV)				
	01/07 -	<-mm-> U-hook	600 + 400 PEF-600 + PEF-400	600 + 400 PEM-600 + PEM-400
IMPREZA (GF)				
	08/92 - 12/00	<-mm-> U-hook	530 + 450 PEF-530 + PEF-450	525 + 450 PEM-530 + PEM-450
IMPREZA (GFC)				
	01/93 - 12/00	<-mm-> U-hook	530 + 450 PEF-530 + PEF-450	525 + 450 PEM-530 + PEM-450
IMPREZA (GG)				
	10/00 - 12/08	<-mm-> U-hook	550 + 400 PEF-550 + PEF-400	525 + 450 PEM-530 + PEM-450
IMPREZA (GJ_)				
	07/11 -	<-mm-> U-hook	650 + 400 PEF-650 + PEF-400	650 + 400 PEM-650 + PEM-400
IMPREZA (GP_)				
	10/11 -	<-mm-> U-hook	650 + 400 PEF-650 + PEF-400	650 + 400 PEM-650 + PEM-400
IMPREZA (GR, GH, G3)				
	03/07 - 05/14	<-mm-> U-hook	600 + 400 PEF-600 + PEF-400	600 + 400 PEM-600 + PEM-400
JUSTY I (KAD)				
	11/84 - 08/96	<-mm-> U-hook	430 + 450 PEF-430 + PEF-450	450 + 425 PEM-450 + PEM-430
JUSTY II (JMA, MS)				
	10/95 - 11/03	<-mm-> U-hook	530 + 450 PEF-530 + PEF-450	525 + 450 PEM-530 + PEM-450
JUSTY III (G3X)				
	09/03 -	<-mm-> U-hook	480 + 400 PEF-480 + PEF-400	475 + 450 PEM-480 + PEM-450
JUSTY IV				
	01/07 -	<-mm-> U-hook	500 + 400 PEF-500 + PEF-400	500 + 400 PEM-500 + PEM-400
LEGACY I (BC)				
	01/89 - 12/95	<-mm-> U-hook	530 + 450 PEF-530 + PEF-450	500 + 450 PEM-500 + PEM-450
LEGACY I (BC, BJF)				
	01/89 - 08/94	<-mm-> U-hook	530 + 450 PEF-530 + PEF-450	500 + 450 PEM-500 + PEM-450
LEGACY II (BD)				
	01/94 - 10/99	<-mm-> U-hook	530 + 480 PEF-530 + PEF-480	525 + 475 PEM-530 + PEM-480



U-hook



A - side lock



B - pinch tab
G - pinch tab BMW







C - new bayonet



F16 - push button
F19 - push button

Wiper Blades

Application Tables – Left Hand Drive Right Hand Drive

		Arm Type	Flat 	Standard 
SUBARU <i>Continued</i>				
LEGACY II (BG)				
	02/94 - 12/99	<-mm-> U-hook	530 + 480 PEF-530 + PEF-480	525 + 475 PEM-530 + PEM-480
LEGACY III (BE)				
	10/98 - 08/03	<-mm-> U-hook	550 + 500 PEF-550 + PEF-500	525 + 475 PEM-530 + PEM-480
LEGACY III (BH)				
	10/98 - 08/03	<-mm-> U-hook	550 + 500 PEF-550 + PEF-500	525 + 475 PEM-530 + PEM-480
LEGACY IV (BL)				
	09/03 - 12/15	<-mm-> U-hook	600 + 450 PEF-600 + PEF-450	600 + 450 PEM-600 + PEM-450
LEGACY IV (BP)				
	09/03 - 12/09	<-mm-> U-hook	600 + 450 PEF-600 + PEF-450	600 + 450 PEM-600 + PEM-450
LEGACY V (BM)				
	05/09 -	<-mm-> U-hook	650 + 480 PEF-650 + PEF-480	650 + 475 PEM-650 + PEM-480
LEGACY V (BR)				
	06/08 - 12/14	<-mm-> U-hook	650 + 480 PEF-650 + PEF-480	650 + 475 PEM-650 + PEM-480
LEGACY VI (BN, BS)				
	01/15 -	<-mm-> U-hook	650 + 400 PEF-650 + PEF-400	650 + 400 PEM-650 + PEM-400
LEGACY OUTBACK (BG)				
	01/96 - 12/99	<-mm-> U-hook	530 + 480 PEF-530 + PEF-480	525 + 475 PEM-530 + PEM-480
LEONE III				
	11/84 - 12/94	<-mm-> U-hook	450 + 450 PEF-450 + PEF-450	450 + 450 PEM-450 + PEM-450
LEVORG				
	03/15 -	<-mm-> U-hook	650 + 400 PEF-650 + PEF-400	650 + 400 PEM-650 + PEM-400
LIBERO (E10, E12)				
	01/83 - 02/00	<-mm-> U-hook	380 + 380 PEF-380 + PEF-380	375 + 375 PEM-380 + PEM-380
OUTBACK (BE, BH)				
	10/98 - 08/03	<-mm-> U-hook	550 + 500 PEF-550 + PEF-500	550 + 500 PEM-550 + PEM-500
OUTBACK (BL, BP)				
	09/03 - 06/10	<-mm-> U-hook	650 + 480 PEF-650 + PEF-480	600 + 450 PEM-600 + PEM-450
OUTBACK (BR)				
	06/09 -	<-mm-> U-hook	650 + 450 PEF-650 + PEF-450	650 + 450 PEM-650 + PEM-450
OUTBACK (BS)				
	10/14 -	<-mm-> U-hook	650 + 400 PEF-650 + PEF-400	650 + 400 PEM-650 + PEM-400
REX II				
	08/81 - 06/89	<-mm-> U-hook	380 + 380 PEF-380 + PEF-380	375 + 375 PEM-380 + PEM-380
REX III				
	06/89 - 03/92	<-mm-> U-hook	380 + 380 PEF-380 + PEF-380	375 + 375 PEM-380 + PEM-380



U-hook



A - side lock



B - pinch tab
G - pinch tab BMW



C - new bayonet



F16 - push button
F19 - push button

Wiper Blades


Application Tables – Left Hand Drive Right Hand Drive

		Arm Type	Flat	Standard
				
SUBARU <i>Continued</i>				
SVX (CX)				
	09/92 - 12/97	<-mm->	550 + 500	550 + 500
		U-hook	PEF-550 + PEF-500	PEM-550 + PEM-500
TREZIA				
	11/10 -	<-mm->	700	700
		U-hook	PEF-700	PEM-700
TRIBECA (B9)				
	01/05 -	<-mm->	650 + 500	650 + 500
		U-hook	PEF-650 + PEF-500	PEM-650 + PEM-500
VIVIO				
	03/92 - 04/00	<-mm->	480 + 380	475 + 375
		U-hook	PEF-480 + PEF-380	PEM-480 + PEM-380
WRX (GJ)				
	07/11 -	<-mm->	650 + 400	600 + 400
		U-hook	PEF-650 + PEF-400	PEM-600 + PEM-400
XV (_GP_)				
	09/11 -	<-mm->	650 + 400	650 + 400
		U-hook	PEF-650 + PEF-400	PEM-650 + PEM-400
SUZUKI				
ALTO IV (EF)				
	10/93 - 06/02	<-mm->	480 + 400	475 + 400
		U-hook	PEF-480 + PEF-400	PEM-480 + PEM-400
ALTO V (HA12, HA23)				
	10/97 - 09/04	<-mm->	450 + 400	475 + 400
		U-hook	PEF-450 + PEF-400	PEM-480 + PEM-400
ALTO VI (FF)				
	09/04 - 12/09	<-mm->	450 + 400	450 + 400
		U-hook	PEF-450 + PEF-400	PEM-450 + PEM-400
ALTO VII (GF)				
	01/09 -	<-mm->	550 + 350	525 + 350
		U-hook	PEF-550 + PEF-350	PEM-530 + PEM-350
BALENO (EG)				
	03/95 - 12/09	<-mm->	500 + 450	500 + 450
		U-hook	PEF-500 + PEF-450	PEM-500 + PEM-450
BALENO (FW, EW)				
	02/16 -	<-mm->	530 + 450	525 + 450
		U-hook	PEF-530 + PEF-450	PEM-530 + PEM-450
CAPPUCCINO (EE)				
	02/92 - 08/98	<-mm->	400 + 450	450 + 400
		U-hook	PEF-400 + PEF-450	PEM-450 + PEM-400
CARRY (FD)				
	02/99 -	<-mm->	400 + 400	400 + 400
		U-hook	PEF-400 + PEF-400	PEM-400 + PEM-400
CELERIO (LF)				
	02/14 -	<-mm->	530 + 350	525 + 350
		U-hook	PEF-530 + PEF-350	PEM-530 + PEM-350
GRAND VITARA I (FT, HT)				
	03/98 - 08/06	<-mm->	480 + 480	475 + 475
		U-hook	PEF-480 + PEF-480	PEM-480 + PEM-480
GRAND VITARA I (GT)				
	03/98 - 09/05	<-mm->	480 + 480	475 + 475
		U-hook	PEF-480 + PEF-480	PEM-480 + PEM-480
GRAND VITARA II (JT, TE, TD)				
	04/05 -	<-mm->	480 + 480	475 + 475
		U-hook	PEF-480 + PEF-480	PEM-480 + PEM-480



Wiper Blades

Application Tables – Left Hand Drive Right Hand Drive

		Arm Type	Flat 	Standard 
SUZUKI <i>Continued</i>				
IGNIS I (FH)				
	10/00 - 12/05	<-mm-> U-hook	480 + 450 PEF-480 + PEF-450	475 + 450 PEM-480 + PEM-450
IGNIS II (MH)				
	08/03 -	<-mm-> U-hook	480 + 450 PEF-480 + PEF-450	475 + 450 PEM-480 + PEM-450
IGNIS III (MF)				
	10/16 -	<-mm-> U-hook	530 + 480 PEF-530 + PEF-480	525 + 475 PEM-530 + PEM-480
JIMNY (SN)				
	07/98 -	<-mm-> U-hook	450 + 400 PEF-450 + PEF-400	450 + 400 PEM-450 + PEM-400
KIZASHI (FR)				
	10/10 -	<-mm-> U-hook	600 + 500 PEF-600 + PEF-500	600 + 500 PEM-600 + PEM-500
LIANA				
	06/01 -	<-mm-> U-hook	550 + 480 PEF-550 + PEF-480	550 + 450 PEM-550 + PEM-450
LIANA (ER, RH_)				
	10/01 -	<-mm-> U-hook	550 + 480 PEF-550 + PEF-480	550 + 450 PEM-550 + PEM-450
LJ80 (OL)				
	11/77 - 01/84	<-mm-> U-hook	350 + 350 PEF-350 + PEF-350	350 + 350 PEM-350 + PEM-350
SPLASH (EX)				
	01/08 -	<-mm-> U-hook	550 + 400 PEF-550 + PEF-400	550 + 400 PEM-550 + PEM-400
SUPER CARRY (ED)				
	07/85 - 03/99	<-mm-> U-hook	380 + 380 PEF-380 + PEF-380	375 + 375 PEM-380 + PEM-380
SWACE (AMZ_)				
	10/20 -	<-mm-> U-hook	700 + 350 PEF-700 + PEF-350	700 + 350 PEM-700 + PEM-350
SWIFT (SF413)				
	09/91 - 10/96	<-mm-> U-hook	500 + 450 PEF-500 + PEF-450	500 + 450 PEM-500 + PEM-450
SWIFT II (AH, AJ)				
	03/89 - 05/01	<-mm-> U-hook	530 + 450 PEF-530 + PEF-450	500 + 450 PEM-500 + PEM-450
SWIFT II (EA, MA)				
	03/89 - 12/05	<-mm-> U-hook	530 + 450 PEF-530 + PEF-450	500 + 450 PEM-500 + PEM-450
SWIFT III (MZ, EZ)				
	02/05 -	<-mm-> U-hook	530 + 450 PEF-530 + PEF-450	525 + 450 PEM-530 + PEM-450
SWIFT IV (FZ, NZ)				
	10/10 -	<-mm-> U-hook	530 + 450 PEF-530 + PEF-450	550 + 425 PEM-550 + PEM-430
SWIFT V (AZ)				
	01/17 -	<-mm-> U-hook	500 + 480 PEF-500 + PEF-480	500 + 475 PEM-500 + PEM-480
SX4 (EY, GY)				
	06/06 -	<-mm-> U-hook	650 + 350 PEF-650 + PEF-350	650 + 350 PEM-650 + PEM-350



U-hook



A - side lock



B - pinch tab
G - pinch tab BMW
























C - new bayonet



F16 - push button
F19 - push button

Wiper Blades

Application Tables – Left Hand Drive Right Hand Drive

		Arm Type	Flat 	Standard 
SUZUKI <i>Continued</i>				
SX4 (GY, RW)				
	10/07 -	<-mm-> U-hook	650 + 350 PEF-650 + PEF-350	650 + 350 PEM-650 + PEM-350
SX4 S-CROSS (JY)				
	08/13 -	<-mm-> U-hook	650 + 350 PEF-650 + PEF-350	650 + 350 PEM-650 + PEM-350
VITARA (ET)				
	12/03 - 12/05	<-mm-> U-hook	450 + 450 PEF-450 + PEF-450	450 + 450 PEM-450 + PEM-450
VITARA (ET, TA, TD)				
	07/88 - 12/02	<-mm-> U-hook	450 + 450 PEF-450 + PEF-450	450 + 450 PEM-450 + PEM-450
VITARA (LY)				
	02/15 -	<-mm-> U-hook	600 + 400 PEF-600 + PEF-400	600 + 400 PEM-600 + PEM-400
VITARA Cabrio (ET)				
	01/02 - 12/05	<-mm-> U-hook	450 + 450 PEF-450 + PEF-450	450 + 450 PEM-450 + PEM-450
VITARA Cabrio (ET, TA)				
	07/88 - 10/02	<-mm-> U-hook	450 + 450 PEF-450 + PEF-450	450 + 450 PEM-450 + PEM-450
WAGON R				
	03/02 - 12/12	<-mm-> U-hook	480 + 400 PEF-480 + PEF-400	475 + 400 PEM-480 + PEM-400
WAGON R+ (EM)				
	10/97 - 10/00	<-mm-> U-hook	500 + 450 PEF-500 + PEF-450	500 + 450 PEM-500 + PEM-450
WAGON R+ (MM)				
	05/00 -	<-mm-> U-hook	500 + 450 PEF-500 + PEF-450	500 + 450 PEM-500 + PEM-450
X-90 (EL)				
	09/95 - 12/97	<-mm-> U-hook	430 + 450 PEF-430 + PEF-450	425 + 450 PEM-430 + PEM-450
TAGAZ				
ROAD PARTNER				
	01/08 - 01/14	<-mm-> U-hook	500 + 450 PEF-500 + PEF-450	500 + 450 PEM-500 + PEM-450
TAGER				
	01/08 - 01/14	<-mm-> U-hook	550 + 500 PEF-550 + PEF-500	550 + 500 PEM-550 + PEM-500
TALBOT				
1307-1510				
	07/75 - 04/84	<-mm-> U-hook	450 + 450 PEF-450 + PEF-450	450 + 450 PEM-450 + PEM-450
EXPRESS 1000 -1500				
	07/82 - 10/94	<-mm-> U-hook	500 + 500 PEF-500 + PEF-500	500 + 500 PEM-500 + PEM-500
EXPRESS 1000 -1800				
	07/81 - 10/94	<-mm-> U-hook	500 + 500 PEF-500 + PEF-500	500 + 500 PEM-500 + PEM-500
HORIZON				
	02/78 - 06/86	<-mm-> U-hook	450 + 450 PEF-450 + PEF-450	450 + 450 PEM-450 + PEM-450
MATRA BAGHEERA				
	01/74 - 09/80	<-mm-> U-hook	400 + 400 PEF-400 + PEF-400	400 + 400 PEM-400 + PEM-400



U-hook



A - side lock



B - pinch tab
G - pinch tabe BMW























C - new bayonet



F16 - push button
F19 - push button

Wiper Blades

Application Tables – Left Hand Drive Right Hand Drive

		Arm Type	Flat 	Standard 
TALBOT <i>Continued</i>				
RANCHO				
	08/76 - 07/84	<-mm-> U-hook	350 + 350 PEF-350 + PEF-350	350 + 350 PEM-350 + PEM-350
SAMBA				
	01/81 - 12/87	<-mm-> U-hook	400 + 400 PEF-400 + PEF-400	400 + 400 PEM-400 + PEM-400
SIMCA 1301				
	08/66 - 11/76	<-mm-> U-hook	400 + 400 PEF-400 + PEF-400	400 + 400 PEM-400 + PEM-400
SIMCA 1301 Tourisme				
	08/66 - 11/76	<-mm-> U-hook	400 + 400 PEF-400 + PEF-400	400 + 400 PEM-400 + PEM-400
SIMCA 1501				
	10/66 - 11/76	<-mm-> U-hook	400 + 400 PEF-400 + PEF-400	400 + 400 PEM-400 + PEM-400
SIMCA 1501 Break/Tourisme				
	10/66 - 11/76	<-mm-> U-hook	400 + 400 PEF-400 + PEF-400	400 + 400 PEM-400 + PEM-400
TATA				
INDICA				
	06/98 -	<-mm-> U-hook	530 + 530 PEF-530 + PEF-530	525 + 525 PEM-530 + PEM-530
INDICA VISTA				
	08/08 -	<-mm-> U-hook	600 + 380 PEF-600 + PEF-380	600 + 375 PEM-600 + PEM-380
INDIGO (4_V2)				
	01/03 -	<-mm-> U-hook	600 + 400 PEF-600 + PEF-400	600 + 400 PEM-600 + PEM-400
INDIGO MARINA (4_V2)				
	01/03 -	<-mm-> U-hook	600 + 400 PEF-600 + PEF-400	600 + 400 PEM-600 + PEM-400
LOADBETA				
	08/94 - 12/06	<-mm-> U-hook	480 + 480 PEF-480 + PEF-480	475 + 475 PEM-480 + PEM-480
SAFARI (42_FD)				
	04/98 -	<-mm-> U-hook	600 + 500 PEF-600 + PEF-500	600 + 500 PEM-600 + PEM-500
SIERRA				
	08/91 - 12/02	<-mm-> U-hook	480 + 480 PEF-480 + PEF-480	475 + 475 PEM-480 + PEM-480
TELCOLINE (40_FD)				
	02/99 - 12/11	<-mm-> U-hook	500 + 500 PEF-500 + PEF-500	500 + 500 PEM-500 + PEM-500
TESLA				
MODEL 3 (5YJ3)				
	01/17 -	<-mm-> F16- push button	650 + 480 PEF-650 + PEF-480	
MODEL S (5YJS)				
	09/12 -	<-mm-> F19- push button	700 + 450 PEF-700 + PEF-450	
TOFAS				
DOGAN				
	01/76 - 12/02	<-mm-> U-hook	400 + 400 PEF-400 + PEF-400	375 + 375 PEM-380 + PEM-380



U-hook



A - side lock



B - pinch tab
G - pinch tab BMW




C - new bayonet



F16 - push button
F19 - push button

Wiper Blades

Application Tables – Left Hand Drive Right Hand Drive

		Arm Type	Flat 	Standard 
TOFAS <i>Continued</i>				
KARTAL				
	10/85 - 12/02	<-mm-> U-hook	400 + 400 PEF-400 + PEF-400	375 + 375 PEM-380 + PEM-380
SAHIN				
	01/80 - 12/03	<-mm-> U-hook	400 + 400 PEF-400 + PEF-400	375 + 375 PEM-380 + PEM-380
SERCE				
	10/85 - 10/94	<-mm-> U-hook	380 + 380 PEF-380 + PEF-380	375 + 375 PEM-380 + PEM-380
TOYOTA				
AURIS (E15)				
	10/06 - 09/12	<-mm-> U-hook	650 + 400 PEF-650 + PEF-400	650 + 400 PEM-650 + PEM-400
AURIS (E18)				
	10/12 - 12/18	<-mm-> U-hook	650 + 350 PEF-650 + PEF-350	650 + 350 PEM-650 + PEM-350
AVENSIS (T22)				
	09/97 - 02/03	<-mm-> U-hook	530 + 450 PEF-530 + PEF-450	525 + 450 PEM-530 + PEM-450
AVENSIS (T25)				
	01/03 - 11/08	<-mm-> U-hook	600 + 400 PEF-600 + PEF-400	600 + 400 PEM-600 + PEM-400
AVENSIS (T27)				
	11/08 - 10/18	<-mm-> F16- push button	650 + 400 PEF-650 + PEF-400	
AVENSIS Liftback (T22)				
	09/97 - 02/03	<-mm-> U-hook	530 + 450 PEF-530 + PEF-450	525 + 450 PEM-530 + PEM-450
AVENSIS VERSO (M2)				
	05/01 - 12/11	<-mm-> U-hook	650 + 400 PEF-650 + PEF-400	650 + 400 PEM-650 + PEM-400
AYGO (B1)				
	02/05 - 05/14	<-mm-> U-hook	650 PEF-650	650 PEM-650
AYGO (B4)				
	05/14 -	<-mm-> B- pinch tab	650 PEF-650	
CAMRY (V1)				
	07/90 - 06/98	<-mm-> U-hook	530 + 450 PEF-530 + PEF-450	525 + 475 PEM-530 + PEM-480
CAMRY (V2)				
	08/96 - 09/02	<-mm-> U-hook	530 + 480 PEF-530 + PEF-480	525 + 475 PEM-530 + PEM-480
CAMRY (V3)				
	08/01 - 11/06	<-mm-> U-hook	650 + 450 PEF-650 + PEF-450	600 + 475 PEM-600 + PEM-480
CAMRY (V4)				
	01/06 - 12/14	<-mm-> U-hook	600 + 500 PEF-600 + PEF-500	600 + 500 PEM-600 + PEM-500
CAMRY (V5)				
	09/11 -	<-mm-> U-hook	650 + 450 PEF-650 + PEF-450	650 + 450 PEM-650 + PEM-450
CARINA E VI (T19)				
	04/92 - 09/97	<-mm-> U-hook	530 + 450 PEF-530 + PEF-450	525 + 450 PEM-530 + PEM-450



Wiper Blades

Application Tables – Left Hand Drive Right Hand Drive

		Arm Type	Flat 	Standard 
TOYOTA <i>Continued</i>				
CARINA E VI Sportswagon (T19_)				
	02/92 - 09/97	<-mm-> U-hook	530 + 450 PEF-530 + PEF-450	525 + 450 PEM-530 + PEM-450
CELICA (T18_)				
	09/89 - 12/94	<-mm-> U-hook	500 + 450 PEF-500 + PEF-450	500 + 450 PEM-500 + PEM-450
CELICA (T20_)				
	09/93 - 11/99	<-mm-> U-hook	530 + 480 PEF-530 + PEF-480	525 + 475 PEM-530 + PEM-480
CELICA (T23_)				
	08/99 - 03/06	<-mm-> U-hook	650 + 400 PEF-650 + PEF-400	650 + 400 PEM-650 + PEM-400
COROLLA (E10_)				
	06/91 - 11/99	<-mm-> U-hook	500 + 450 PEF-500 + PEF-450	500 + 450 PEM-500 + PEM-450
COROLLA (E11_)				
	06/95 - 06/02	<-mm-> U-hook	500 + 450 PEF-500 + PEF-450	500 + 450 PEM-500 + PEM-450
COROLLA (E12_)				
	08/00 - 12/08	<-mm-> U-hook	600 + 400 PEF-600 + PEF-400	600 + 400 PEM-600 + PEM-400
COROLLA (E15_)				
	10/06 -	<-mm-> U-hook	650 + 350 PEF-650 + PEF-350	650 + 350 PEM-650 + PEM-350
COROLLA (E18_ , ZRE1_)				
	06/13 - 08/19	<-mm-> U-hook	650 + 350 PEF-650 + PEF-350	650 + 350 PEM-650 + PEM-350
COROLLA (E21_)				
	10/18 -	<-mm-> U-hook	700 + 350 PEF-700 + PEF-350	700 + 350 PEM-700 + PEM-350
COROLLA Compact (E10_)				
	05/92 - 12/99	<-mm-> U-hook	500 + 450 PEF-500 + PEF-450	500 + 450 PEM-500 + PEM-450
COROLLA Compact (E11_)				
	04/97 - 01/02	<-mm-> U-hook	500 + 450 PEF-500 + PEF-450	500 + 450 PEM-500 + PEM-450
COROLLA Liftback (E10_)				
	05/92 - 12/99	<-mm-> U-hook	500 + 450 PEF-500 + PEF-450	500 + 450 PEM-500 + PEM-450
COROLLA Liftback (E11_)				
	04/97 - 01/02	<-mm-> U-hook	500 + 450 PEF-500 + PEF-450	500 + 450 PEM-500 + PEM-450
COROLLA Verso (E12_)				
	07/01 - 05/07	<-mm-> U-hook	650 + 400 PEF-650 + PEF-400	650 + 400 PEM-650 + PEM-400
COROLLA Verso (ZER_ , ZZE12_ , R1_)				
	03/04 - 04/09	<-mm-> U-hook	650 + 400 PEF-650 + PEF-400	650 + 400 PEM-650 + PEM-400
CORONA (T19_)				
	10/91 - 04/98	<-mm-> U-hook	530 + 450 PEF-530 + PEF-450	525 + 450 PEM-530 + PEM-450
CROWN (S1_)				
	09/79 - 07/87	<-mm-> U-hook	430 + 430 PEF-430 + PEF-430	425 + 425 PEM-430 + PEM-430



U-hook



A - side lock



B - pinch tab
G - pinch tab BMW




















C - new bayonet



F16 - push button
F19 - push button

Wiper Blades

Application Tables – Left Hand Drive Right Hand Drive

		Arm Type	Flat 	Standard 
TOYOTA <i>Continued</i>				
CROWN Station Wagon (_S1_)				
	09/80 - 09/83	<-mm->	430 + 430	425 + 425
		U-hook	PEF-430 + PEF-430	PEM-430 + PEM-430
DYNA 100 (LY1_ , YY1_)				
	05/95 - 07/01	<-mm->	430 + 430	425 + 425
		U-hook	PEF-430 + PEF-430	PEM-430 + PEM-430
DYNA 150 (LY_)				
	08/88 - 07/01	<-mm->	430 + 430	425 + 425
		U-hook	PEF-430 + PEF-430	PEM-430 + PEM-430
FORTUNER (_N15_ , _N16_)				
	05/15 -	<-mm->	550 + 400	550 + 400
		U-hook	PEF-550 + PEF-400	PEM-550 + PEM-400
GT 86 (ZN6_)				
	03/12 -	<-mm->	550 + 500	550 + 500
		U-hook	PEF-550 + PEF-500	PEM-550 + PEM-500
HARRIER (_U1_)				
	05/97 - 02/03	<-mm->	600 + 550	600 + 550
		U-hook	PEF-600 + PEF-550	PEM-600 + PEM-550
HIACE / COMMUTER V (TRH2_ , KDH2_ , LH2_ , GDH2_)				
	08/04 -	<-mm->	530 + 530	525 + 525
		U-hook	PEF-530 + PEF-530	PEM-530 + PEM-530
HIACE II (_H11_ , _H2_ , _H3_ , _H4_)				
	02/77 - 03/83	<-mm->	400 + 400	400 + 400
		U-hook	PEF-400 + PEF-400	PEM-400 + PEM-400
HIACE III (_H5_ , _H6_ , _H7_ , _H8_ , _H9_)				
	11/82 - 11/89	<-mm->	400 + 350	400 + 400
		U-hook	PEF-400 + PEF-350	PEM-400 + PEM-400
HIACE IV (_H1_ , _H2_)				
	08/95 - 12/12	<-mm->	530 + 530	525 + 525
		U-hook	PEF-530 + PEF-530	PEM-530 + PEM-530
HIACE IV (_H1_)				
	08/95 - 02/05	<-mm->	530 + 530	525 + 525
		U-hook	PEF-530 + PEF-530	PEM-530 + PEM-530
HIACE V (TRH2_ , KDH2_ , LH2_ , GDH2_)				
	06/04 -	<-mm->	530 + 530	525 + 525
		U-hook	PEF-530 + PEF-530	PEM-530 + PEM-530
HIACE VI (_H3_)				
	02/19 -	<-mm->	600 + 500	600 + 500
		U-hook	PEF-600 + PEF-500	PEM-600 + PEM-500
HIGHLANDER / KLUGER (_U4_)				
	05/07 - 08/14	<-mm->	650 + 500	650 + 500
		U-hook	PEF-650 + PEF-500	PEM-650 + PEM-500
HIGHLANDER / KLUGER (_U5_)				
	12/13 -	<-mm->	650 + 500	650 + 500
		U-hook	PEF-650 + PEF-500	PEM-650 + PEM-500
HILUX (_N1_ , _N2_)				
	02/05 -	<-mm->	530 + 500	525 + 500
		U-hook	PEF-530 + PEF-500	PEM-530 + PEM-500
HILUX II (_N2_)				
	05/72 - 07/78	<-mm->	400 + 400	400 + 400
		U-hook	PEF-400 + PEF-400	PEM-400 + PEM-400
HILUX III (_N3_ , _N4_)				
	07/78 - 12/88	<-mm->	400 + 400	400 + 400
		U-hook	PEF-400 + PEF-400	PEM-400 + PEM-400



U-hook



A - side lock



B - pinch tab
G - pinch tab BMW























C - new bayonet



F16 - push button
F19 - push button

Wiper Blades

Application Tables – Left Hand Drive Right Hand Drive

		Arm Type	Flat 	Standard 
TOYOTA <i>Continued</i>				
HILUX IV (_N5_, _N6_)				
	11/82 - 12/89	<-mm-> U-hook	400 + 400 PEF-400 + PEF-400	400 + 400 PEM-400 + PEM-400
HILUX V (_N_, KZN1_, VZN1_)				
	09/88 - 08/01	<-mm-> U-hook	400 + 400 PEF-400 + PEF-400	400 + 400 PEM-400 + PEM-400
HILUX VI (_N1_)				
	08/94 - 03/06	<-mm-> U-hook	400 + 400 PEF-400 + PEF-400	400 + 400 PEM-400 + PEM-400
HILUX VII (_N1_, _N2_, _N3_)				
	08/04 -	<-mm-> U-hook	530 + 480 PEF-530 + PEF-480	525 + 475 PEM-530 + PEM-480
HILUX VIII (_N1_)				
	05/15 -	<-mm-> U-hook	550 + 400 PEF-550 + PEF-400	550 + 400 PEM-550 + PEM-400
IQ (_J1_)				
	11/08 - 12/15	<-mm-> U-hook	530 + 450 PEF-530 + PEF-450	525 + 450 PEM-530 + PEM-450
LAND CRUISER (_J6_)				
	08/80 - 12/92	<-mm-> U-hook	450 + 450 PEF-450 + PEF-450	450 + 450 PEM-450 + PEM-450
LAND CRUISER (_J7_)				
	03/84 -	<-mm-> U-hook	450 + 450 PEF-450 + PEF-450	450 + 450 PEM-450 + PEM-450
LAND CRUISER 80 (_J8_)				
	01/90 - 02/01	<-mm-> U-hook	450 + 450 PEF-450 + PEF-450	450 + 450 PEM-450 + PEM-450
LAND CRUISER 90 (_J9_)				
	04/95 -	<-mm-> U-hook	480 + 450 PEF-480 + PEF-450	475 + 450 PEM-480 + PEM-450
LAND CRUISER 100 (_J1_)				
	01/98 - 07/08	<-mm-> U-hook	600 + 550 PEF-600 + PEF-550	475 + 500 PEM-480 + PEM-500
LAND CRUISER 200 (_J2_)				
	08/07 -	<-mm-> U-hook	600 + 550 PEF-600 + PEF-550	600 + 550 PEM-600 + PEM-550
LAND CRUISER Hardtop (_J7_)				
	11/84 - 08/01	<-mm-> U-hook	450 + 450 PEF-450 + PEF-450	450 + 450 PEM-450 + PEM-450
LAND CRUISER Pick-up (_J7_)				
	11/84 -	<-mm-> U-hook	450 + 450 PEF-450 + PEF-450	450 + 450 PEM-450 + PEM-450
LAND CRUISER PRADO (_J12_)				
	09/02 - 12/10	<-mm-> U-hook	550 + 530 PEF-550 + PEF-530	550 + 525 PEM-550 + PEM-530
LAND CRUISER PRADO (_J15_)				
	07/09 -	<-mm-> U-hook	650 + 500 PEF-650 + PEF-500	650 + 500 PEM-650 + PEM-500
LAND CRUISER VAN (_J15_)				
	01/11 -	<-mm-> U-hook	650 + 500 PEF-650 + PEF-500	650 + 500 PEM-650 + PEM-500
LITEACE (_M2_)				
	10/79 - 10/86	<-mm-> U-hook	400 + 400 PEF-400 + PEF-400	400 + 400 PEM-400 + PEM-400



U-hook



A - side lock



B - pinch tab
G - pinch tab BMW























C - new bayonet



F16 - push button
F19 - push button

Wiper Blades

Application Tables – Left Hand Drive Right Hand Drive

		Arm Type	Flat	Standard
				
TOYOTA <i>Continued</i>				
LITEACE Wagon (YM2_, CM2_, KM2_)				
	10/79 - 09/85	<-mm->	400 + 400	400 + 400
		U-hook	PEF-400 + PEF-400	PEM-400 + PEM-400
MR2 II (SW2_)				
	12/89 - 05/00	<-mm->	500 + 480	500 + 475
		U-hook	PEF-500 + PEF-480	PEM-500 + PEM-480
MR2 III (ZZW3_)				
	10/99 - 06/07	<-mm->	500 + 480	500 + 475
		U-hook	PEF-500 + PEF-480	PEM-500 + PEM-480
PASEO (L5_)				
	08/95 - 12/99	<-mm->	500 + 450	500 + 450
		U-hook	PEF-500 + PEF-450	PEM-500 + PEM-450
PICNIC (XM1_)				
	05/96 - 12/01	<-mm->	600 + 400	600 + 350
		U-hook	PEF-600 + PEF-400	PEM-600 + PEM-350
PREVIA I (R1_, R2_)				
	01/90 - 08/00	<-mm->	700 + 400	700 + 400
		U-hook	PEF-700 + PEF-400	PEM-700 + PEM-400
PREVIA II (R3_)				
	02/00 - 02/06	<-mm->	700 + 450	700 + 450
		U-hook	PEF-700 + PEF-450	PEM-700 + PEM-450
PREVIA III (R2_, R5_)				
	10/05 -	<-mm->	700 + 400	700 + 400
		U-hook	PEF-700 + PEF-400	PEM-700 + PEM-400
PRIUS (W1_)				
	05/00 - 01/04	<-mm->	600 + 400	600 + 425
		U-hook	PEF-600 + PEF-400	PEM-600 + PEM-430
PRIUS (W3_)				
	06/08 -	<-mm->	650 + 400	650 + 400
		U-hook	PEF-650 + PEF-400	PEM-650 + PEM-400
PRIUS Liftback (W2_)				
	09/03 - 12/09	<-mm->	650 + 430	650 + 400
		U-hook	PEF-650 + PEF-430	PEM-650 + PEM-400
PRIUS PLUS (W4_)				
	05/11 -	<-mm->	650 + 380	700 + 350
		U-hook	PEF-650 + PEF-380	PEM-700 + PEM-350
PROACE (MDX_)				
	06/13 - 03/16	<-mm->	650 + 500	700 + 500
		U-hook	PEF-650 + PEF-500	PEM-700 + PEM-500
PROACE (MDZ_)				
	02/16 -	<-mm->	650 + 480	
		C- new bayonet	PEF-650 + PEF-480	
PROACE CITY				
	10/19 -	<-mm->	600 + 430	
		F19- push button	PEF-600 + PEF-430	
PROACE CITY VERSO				
	10/19 -	<-mm->	600 + 430	
		F19- push button	PEF-600 + PEF-430	
RAV 4 I (A1_)				
	01/94 - 09/00	<-mm->	500 + 450	500 + 450
		U-hook	PEF-500 + PEF-450	PEM-500 + PEM-450
RAV 4 I Cabrio (A1_)				
	12/97 - 06/00	<-mm->	500 + 450	500 + 450
		U-hook	PEF-500 + PEF-450	PEM-500 + PEM-450



U-hook



A - side lock



B - pinch tab
G - pinch tab BMW


























C - new bayonet



F16 - push button
F19 - push button

Wiper Blades

Application Tables – Left Hand Drive Right Hand Drive

		Arm Type	Flat 	Standard 
TOYOTA <i>Continued</i>				
RAV 4 II (A2)				
	05/00 - 11/05	<-mm-> U-hook	600 + 480 PEF-600 + PEF-480	600 + 475 PEM-600 + PEM-480
RAV 4 III (A3)				
	06/05 - 08/14	<-mm-> U-hook	600 + 430 PEF-600 + PEF-430	600 + 425 PEM-600 + PEM-430
RAV 4 IV (A4)				
	12/12 -	<-mm-> U-hook	650 + 400 PEF-650 + PEF-400	650 + 400 PEM-650 + PEM-400
RAV 4 V (A5, H5)				
	12/18 -	<-mm-> U-hook	650 + 400 PEF-650 + PEF-400	650 + 400 PEM-650 + PEM-400
SEQUOIA (K3, K4)				
	05/00 - 10/07	<-mm-> U-hook	480 + 480 PEF-480 + PEF-480	475 + 475 PEM-480 + PEM-480
SEQUOIA (K6)				
	11/07 -	<-mm-> U-hook	480 + 480 PEF-480 + PEF-480	475 + 475 PEM-480 + PEM-480
SERA (EXY1)				
	03/90 - 11/95	<-mm-> U-hook	530 + 450 PEF-530 + PEF-450	525 + 450 PEM-530 + PEM-450
SIENNA (L1)				
	08/97 - 12/03	<-mm-> U-hook	600 + 450 PEF-600 + PEF-450	600 + 450 PEM-600 + PEM-450
SIENNA (L2)				
	01/03 - 12/10	<-mm-> U-hook	650 + 480 PEF-650 + PEF-480	650 + 475 PEM-650 + PEM-480
STARLET (P8)				
	12/89 - 03/96	<-mm-> U-hook	500 + 450 PEF-500 + PEF-450	500 + 450 PEM-500 + PEM-450
STARLET (P9)				
	01/96 - 10/99	<-mm-> U-hook	500 + 450 PEF-500 + PEF-450	500 + 425 PEM-500 + PEM-430
SUPRA (A8)				
	05/93 - 07/02	<-mm-> U-hook	500 + 450 PEF-500 + PEF-450	500 + 450 PEM-500 + PEM-450
TUNDRA (K3, K4)				
	02/99 - 11/06	<-mm-> U-hook	480 + 480 PEF-480 + PEF-480	475 + 475 PEM-480 + PEM-480
URBAN CRUISER (P1)				
	07/07 - 03/16	<-mm-> U-hook	600 + 350 PEF-600 + PEF-350	600 + 350 PEM-600 + PEM-350
VERSO (R2)				
	04/09 - 08/18	<-mm-> U-hook	650 + 400 PEF-650 + PEF-400	650 + 400 PEM-650 + PEM-400
VERSO S (P12)				
	11/10 - 10/16	<-mm-> U-hook	700 PEF-700	700 PEM-700
YARIS (P1)				
	01/99 - 12/05	<-mm-> U-hook	530 + 380 PEF-530 + PEF-380	525 + 350 PEM-530 + PEM-350
YARIS (P9)				
	01/05 - 12/14	<-mm-> U-hook	600 + 350 PEF-600 + PEF-350	600 + 350 PEM-600 + PEM-350
YARIS (P13)				
	12/10 -	<-mm-> U-hook	700 PEF-700	



U-hook



A - side lock



B - pinch tab
G - pinch tab BMW





















C - new bayonet



F16 - push button
F19 - push button

Wiper Blades

Application Tables – Left Hand Drive Right Hand Drive

		Arm Type		
TOYOTA <i>Continued</i>				
YARIS / VIOS (_P9_)				
	08/05 - 12/13	<-mm->	600 + 350	600 + 350
		U-hook	PEF-600 + PEF-350	PEM-600 + PEM-350
YARIS VERSO (_P2_)				
	08/99 - 09/05	<-mm->	550 + 400	550 + 400
		U-hook	PEF-550 + PEF-400	PEM-550 + PEM-400
YARIS VERSO VAN (_P2_)				
	03/00 - 09/05	<-mm->	550 + 400	550 + 400
		U-hook	PEF-550 + PEF-400	PEM-550 + PEM-400
TRIUMPH				
ACCLAIM (XD)				
	10/81 - 12/85	<-mm->	400 + 400	400 + 400
		U-hook	PEF-400 + PEF-400	PEM-400 + PEM-400
UAZ				
2206				
	01/06 -	<-mm->	350 + 350	350 + 350
		U-hook	PEF-350 + PEF-350	PEM-350 + PEM-350
3160				
	01/94 - 12/07	<-mm->	350 + 350	350 + 350
		U-hook	PEF-350 + PEF-350	PEM-350 + PEM-350
31512				
	01/93 - 11/08	<-mm->	350 + 350	350 + 350
		U-hook	PEF-350 + PEF-350	PEM-350 + PEM-350
HUNTER (31519_)				
	06/03 -	<-mm->	350 + 350	350 + 350
		U-hook	PEF-350 + PEF-350	PEM-350 + PEM-350
PATRIOT				
	07/04 -	<-mm->	530 + 530	525 + 525
		U-hook	PEF-530 + PEF-530	PEM-530 + PEM-530
SIMBIR (3162)				
	01/97 -	<-mm->	350 + 350	350 + 350
		U-hook	PEF-350 + PEF-350	PEM-350 + PEM-350
VAUXHALL				
ADAM (M13)				
	10/12 - 04/19	<-mm->	650 + 400	
		F19- push button	PEF-650 + PEF-400	
AGILA Mk I (A) (H00)				
	02/00 - 03/08	<-mm->	500 + 450	500 + 450
		U-hook	PEF-500 + PEF-450	PEM-500 + PEM-450
AGILA Mk II (B) (H08)				
	01/08 - 11/14	<-mm->	550 + 400	550 + 400
		U-hook	PEF-550 + PEF-400	PEM-550 + PEM-400
ANTARA A (L07)				
	08/06 -	<-mm->	600 + 400	600 + 400
		U-hook	PEF-600 + PEF-400	PEM-600 + PEM-400
ASTRA				
	09/79 - 08/86	<-mm->	450 + 450	450 + 450
		U-hook	PEF-450 + PEF-450	PEM-450 + PEM-450
ASTRA Mk II (T85)				
	09/84 - 09/93	<-mm->	450 + 450	450 + 450
		U-hook	PEF-450 + PEF-450	PEM-450 + PEM-450
ASTRA Mk II Belmont (T85)				
	09/85 - 12/91	<-mm->	450 + 450	450 + 450
		U-hook	PEF-450 + PEF-450	PEM-450 + PEM-450



U-hook



A - side lock



B - pinch tab
G - pinch tab BMW




C - new bayonet



F16 - push button
F19 - push button

Wiper Blades

Application Tables – Left Hand Drive Right Hand Drive

		Arm Type	Flat 	Standard 
VAUXHALL <i>Continued</i>				
ASTRA Mk III (F) (T92)				
	03/91 - 03/01	<-mm-> U-hook	450 + 450 PEF-450 + PEF-450	450 + 450 PEM-450 + PEM-450
ASTRA Mk IV (G) (T98)				
	02/98 - 10/05	<-mm-> U-hook	500 + 480 PEF-500 + PEF-480	500 + 475 PEM-500 + PEM-480
ASTRA Mk V (H) (A04)				
	01/04 - 10/12	<-mm-> A- side lock	550 + 450 PEF-550 + PEF-450	
ASTRA Mk V (H) Sport Hatch (A04)				
	02/05 - 11/10	<-mm-> A- side lock	550 + 450 PEF-550 + PEF-450	
ASTRA Mk V (H) TwinTop (A04)				
	09/05 - 08/11	<-mm-> A- side lock	550 + 450 PEF-550 + PEF-450	
ASTRA Mk VI (J) (P10)				
	12/09 - 10/15	<-mm-> F19/16- push button	700 + 600 PEF-700 + PEF-600	
ASTRA Mk VI (J) GTC (P10)				
	10/11 - 10/15	<-mm-> F19/16- push button	700 + 600 PEF-700 + PEF-600	
ASTRA Mk VII (K) (B16)				
	07/15 -	<-mm-> F19- push button	700 + 600 PEF-700 + PEF-600	
ASTRAMAX (T85)				
	08/85 - 10/94	<-mm-> U-hook	450 + 450 PEF-450 + PEF-450	450 + 450 PEM-450 + PEM-450
ASTRAVAN Mk III (F) (T92)				
	01/91 - 08/98	<-mm-> U-hook	450 + 450 PEF-450 + PEF-450	450 + 450 PEM-450 + PEM-450
BRAVA (TF0, TF1)				
	12/88 - 12/02	<-mm-> U-hook	450 + 450 PEF-450 + PEF-450	450 + 450 PEM-450 + PEM-450
CALIBRA (C89)				
	06/90 - 07/97	<-mm-> U-hook	480 + 480 PEF-480 + PEF-480	475 + 475 PEM-480 + PEM-480
CARLTON Mk II				
	09/77 - 08/86	<-mm-> U-hook	450 + 480 PEF-450 + PEF-480	450 + 450 PEM-450 + PEM-450
	09/77 - 08/86	<-mm-> U-hook		475 + 475 PEM-480 + PEM-480
	10/78 - 08/86	<-mm-> U-hook	480 + 450 PEF-480 + PEF-450	450 + 450 PEM-450 + PEM-450
CAVALIER				
	08/75 - 08/81	<-mm-> U-hook	480 + 480 PEF-480 + PEF-480	475 + 475 PEM-480 + PEM-480
CAVALIER Mk II (J82)				
	09/81 - 10/88	<-mm-> U-hook	450 + 450 PEF-450 + PEF-450	450 + 450 PEM-450 + PEM-450
CAVALIER Mk III (J89)				
	08/88 - 11/95	<-mm-> U-hook	480 + 480 PEF-480 + PEF-480	475 + 475 PEM-480 + PEM-480



U-hook



A - side lock



B - pinch tab
G - pinch tab BMW

























C - new bayonet



F16 - push button
F19 - push button

Wiper Blades

Application Tables – Left Hand Drive Right Hand Drive

		Arm Type	Flat 	Standard 
VAUXHALL <i>Continued</i>				
COMBO Mk I (B) (S93)				
	07/94 - 10/01	<-mm-> U-hook	450 + 450 PEF-450 + PEF-450	450 + 450 PEM-450 + PEM-450
COMBO Mk II (C) (F25)				
	09/01 - 02/12	<-mm-> U-hook	500 + 430 PEF-500 + PEF-430	500 + 425 PEM-500 + PEM-430
COMBO Mk III (D) (X12)				
	11/11 -	<-mm-> F19- push button	600 + 400 PEF-600 + PEF-400	
COMBO TOUR Mk II (C) (F25)				
	09/01 - 02/12	<-mm-> U-hook	500 + 430 PEF-500 + PEF-430	500 + 425 PEM-500 + PEM-430
CORSA Mk I (B) (S93)				
	12/92 - 09/00	<-mm-> U-hook	450 + 450 PEF-450 + PEF-450	450 + 450 PEM-450 + PEM-450
CORSA Mk II (C) (X01)				
	08/00 - 04/07	<-mm-> U-hook	500 + 450 PEF-500 + PEF-450	500 + 450 PEM-500 + PEM-450
CORSA Mk III (D) (S07)				
	07/06 - 08/14	<-mm-> B- pinch tab	650 + 400 PEF-650 + PEF-400	
CORSA Mk IV (E) (X15)				
	08/14 -	<-mm-> B- pinch tab	650 + 400 PEF-650 + PEF-400	
CORSAVAN Mk I (B) (S93)				
	01/94 - 09/00	<-mm-> U-hook	450 + 450 PEF-450 + PEF-450	450 + 450 PEM-450 + PEM-450
CORSAVAN Mk II (C) (X01)				
	09/00 - 11/06	<-mm-> U-hook	500 + 450 PEF-500 + PEF-450	500 + 450 PEM-500 + PEM-450
CROSSLAND X (P17)				
	03/17 -	<-mm-> F16- push button	650 + 400 PEF-650 + PEF-400	
FRONTERA Mk I (A) (U92)				
	09/91 - 10/98	<-mm-> U-hook	480 + 480 PEF-480 + PEF-480	475 + 475 PEM-480 + PEM-480
FRONTERA Mk I (A) Sport (U92)				
	03/92 - 10/98	<-mm-> U-hook	480 + 480 PEF-480 + PEF-480	475 + 475 PEM-480 + PEM-480
FRONTERA Mk II (B) (U99)				
	10/98 - 10/04	<-mm-> U-hook	480 + 480 PEF-480 + PEF-480	475 + 475 PEM-480 + PEM-480
GRANDLAND X (A18)				
	06/17 -	<-mm-> F19- push button	650 + 430 PEF-650 + PEF-430	
INSIGNIA Mk I (A) (G09)				
	07/08 - 05/17	<-mm-> U-hook	600 + 450 PEF-600 + PEF-450	600 + 450 PEM-600 + PEM-450
INSIGNIA Mk I (A) Country Tourer (G09)				
	07/08 - 05/17	<-mm-> U-hook	600 + 450 PEF-600 + PEF-450	600 + 450 PEM-600 + PEM-450
INSIGNIA Mk I (A) Sports Tourer (G09)				
	07/08 - 05/17	<-mm-> U-hook	600 + 450 PEF-600 + PEF-450	600 + 450 PEM-600 + PEM-450



Wiper Blades

Application Tables – Left Hand Drive Right Hand Drive

		Arm Type	Flat		Standard	
						
VAUXHALL <i>Continued</i>						
INSIGNIA Mk II (B) (Z18)						
	03/17 -	<-mm-> U-hook	600 + 500 PEF-600 + PEF-500		600 + 500 PEM-600 + PEM-500	
INSIGNIA Mk II (B) Country Tourer (Z18)						
	03/17 -	<-mm-> U-hook	600 + 500 PEF-600 + PEF-500		600 + 500 PEM-600 + PEM-500	
INSIGNIA Mk II (B) Sports Tourer (Z18)						
	03/17 -	<-mm-> U-hook	600 + 500 PEF-600 + PEF-500		600 + 500 PEM-600 + PEM-500	
MERIVA A (X03)						
	01/03 - 06/10	<-mm-> U-hook	600 + 550 PEF-600 + PEF-550		600 + 550 PEM-600 + PEM-550	
MERIVA Mk II (B) (S10)						
	06/10 -	<-mm-> F19- push button	700 + 600 PEF-700 + PEF-600			
MOKKA / MOKKA X (J13)						
	06/12 -	<-mm-> F19- push button	650 + 350 PEF-650 + PEF-350			
MOVANO Mk II (B) Chassis/Cab (X62)						
	05/10 -	<-mm-> U-hook	650 + 650 PEF-650 + PEF-650		650 + 650 PEM-650 + PEM-650	
MOVANO Mk II (B) Combi (X62)						
	05/10 -	<-mm-> U-hook	650 + 650 PEF-650 + PEF-650		650 + 650 PEM-650 + PEM-650	
MOVANO Mk II (B) VAN (X62)						
	05/10 -	<-mm-> U-hook	650 + 650 PEF-650 + PEF-650		650 + 650 PEM-650 + PEM-650	
NOVA (S83)						
	09/82 - 12/93	<-mm-> U-hook	400 + 400 PEF-400 + PEF-400		400 + 400 PEM-400 + PEM-400	
NOVAVAN (S83)						
	01/90 - 10/94	<-mm-> U-hook	400 + 400 PEF-400 + PEF-400		400 + 400 PEM-400 + PEM-400	
OMEGA (B) (V94)						
	12/93 - 07/03	<-mm-> U-hook	600 + 480 PEF-600 + PEF-480		600 + 475 PEM-600 + PEM-480	
ROYALE						
	02/78 - 08/87	<-mm-> U-hook	480 + 480 PEF-480 + PEF-480		475 + 475 PEM-480 + PEM-480	
SENATOR						
	02/78 - 08/87	<-mm-> U-hook	480 + 480 PEF-480 + PEF-480		475 + 475 PEM-480 + PEM-480	
SENATOR Mk II (B) (V88)						
	09/87 - 09/93	<-mm-> U-hook	480 + 480 PEF-480 + PEF-480		475 + 475 PEM-480 + PEM-480	
SIGNUM (Z03)						
	03/03 - 10/08	<-mm-> U-hook	600 + 480 PEF-600 + PEF-480		600 + 475 PEM-600 + PEM-480	
SINTRA (APV)						
	09/96 - 04/99	<-mm-> U-hook	600 + 600 PEF-600 + PEF-600		600 + 600 PEM-600 + PEM-600	
TIGRA Mk I (S93)						
	07/94 - 12/00	<-mm-> U-hook	450 + 450 PEF-450 + PEF-450		450 + 450 PEM-450 + PEM-450	



U-hook



A - side lock



B - pinch tab
G - pinch tab BMW




C - new bayonet



F16 - push button
F19 - push button

Wiper Blades

Application Tables – Left Hand Drive Right Hand Drive

		Arm Type	Flat 	Standard 
VAUXHALL <i>Continued</i>				
TIGRA TwinTop (X04)				
	06/04 - 08/09	<-mm-> U-hook	500 + 450 PEF-500 + PEF-450	500 + 450 PEM-500 + PEM-450
VECTRA (B) (J96)				
	08/95 - 07/03	<-mm-> U-hook	480 + 480 PEF-480 + PEF-480	475 + 475 PEM-480 + PEM-480
VECTRA Mk II (C) (Z02)				
	01/00 - 05/09	<-mm-> U-hook	600 + 480 PEF-600 + PEF-480	600 + 475 PEM-600 + PEM-480
VECTRA Mk II (C) GTS (Z02)				
	08/02 - 05/09	<-mm-> U-hook	600 + 480 PEF-600 + PEF-480	600 + 475 PEM-600 + PEM-480
VICEROY				
	01/80 - 10/82	<-mm-> U-hook	480 + 480 PEF-480 + PEF-480	475 + 475 PEM-480 + PEM-480
VIVARO A (X83)				
	08/01 - 07/14	<-mm-> U-hook		600 + 525 PEM-600 + PEM-530
VIVARO B (X82)				
	05/14 -	<-mm-> F19- push button	650 + 480 PEF-650 + PEF-480	
VX220 (E01)				
	09/00 - 07/05	<-mm-> U-hook	600 PEF-600	600 PEM-600
ZAFIRA A (T98)				
	11/98 - 08/05	<-mm-> U-hook	600 + 600 PEF-600 + PEF-600	600 + 600 PEM-600 + PEM-600
ZAFIRA Mk II (B) (A05)				
	04/05 - 11/14	<-mm-> B- pinch tab	700 + 550 PEF-700 + PEF-550	
ZAFIRA Mk III (P12)				
	10/11 - 08/18	<-mm-> F19- push button	700 + 700 PEF-700 + PEF-700	
VOLVO				
140 (142, 144)				
	08/66 - 08/75	<-mm-> U-hook	430 + 430 PEF-430 + PEF-430	425 + 425 PEM-430 + PEM-430
140 (145)				
	08/66 - 02/75	<-mm-> U-hook	430 + 430 PEF-430 + PEF-430	425 + 425 PEM-430 + PEM-430
164 (164)				
	08/68 - 04/75	<-mm-> U-hook	430 + 430 PEF-430 + PEF-430	425 + 425 PEM-430 + PEM-430
240 (P242, P244)				
	08/74 - 12/93	<-mm-> U-hook	430 + 430 PEF-430 + PEF-430	425 + 425 PEM-430 + PEM-430
240 Kombi (P245)				
	08/74 - 12/93	<-mm-> U-hook	430 + 430 PEF-430 + PEF-430	425 + 425 PEM-430 + PEM-430
260 (P262)				
	09/75 - 12/85	<-mm-> U-hook	400 + 400 PEF-400 + PEF-400	400 + 400 PEM-400 + PEM-400
260 (P262, P264)				
	08/74 - 07/82	<-mm-> U-hook	400 + 400 PEF-400 + PEF-400	400 + 400 PEM-400 + PEM-400
		<-mm->		425 + 425
		U-hook		PEM-430 + PEM-430



Wiper Blades

Application Tables – Left Hand Drive Right Hand Drive

		Arm Type	Flat		Standard	
						
VOLVO <i>Continued</i>						
260 (P265)						
	07/75 - 07/82	<-mm->	400 + 430		400 + 400	
		U-hook	PEF-400 + PEF-430		PEM-400 + PEM-400	
	08/75 - 07/91	<-mm->			425 + 425	
		U-hook			PEM-430 + PEM-430	
340-360 (343, 345)						
	08/75 - 07/91	<-mm->	450 + 450		450 + 450	
		U-hook	PEF-450 + PEF-450		PEM-450 + PEM-450	
340-360 (344)						
	08/79 - 07/91	<-mm->	450 + 450		450 + 450	
		U-hook	PEF-450 + PEF-450		PEM-450 + PEM-450	
440 (445)						
	08/88 - 12/96	<-mm->	530 + 530		525 + 525	
		U-hook	PEF-530 + PEF-530		PEM-530 + PEM-530	
460 (464)						
	09/88 - 12/96	<-mm->	530 + 530		525 + 525	
		U-hook	PEF-530 + PEF-530		PEM-530 + PEM-530	
480 (482)						
	04/86 - 07/96	<-mm->	530 + 530		525 + 525	
		U-hook	PEF-530 + PEF-530		PEM-530 + PEM-530	
740 (744)						
	04/83 - 12/92	<-mm->	500 + 500		500 + 500	
		U-hook	PEF-500 + PEF-500		PEM-500 + PEM-500	
740 Kombi (745)						
	08/84 - 12/92	<-mm->	500 + 500		500 + 500	
		U-hook	PEF-500 + PEF-500		PEM-500 + PEM-500	
760 (704, 764)						
	08/81 - 07/92	<-mm->	530 + 500		525 + 500	
		U-hook	PEF-530 + PEF-500		PEM-530 + PEM-500	
760 Kombi (704, 765)						
	01/82 - 07/92	<-mm->	530 + 530		525 + 525	
		U-hook	PEF-530 + PEF-530		PEM-530 + PEM-530	
780 (782)						
	04/86 - 11/90	<-mm->	500 + 500		500 + 500	
		U-hook	PEF-500 + PEF-500		PEM-500 + PEM-500	
850 (854)						
	06/91 - 10/97	<-mm->	530 + 530		525 + 525	
		U-hook	PEF-530 + PEF-530		PEM-530 + PEM-530	
850 (855)						
	04/92 - 10/97	<-mm->	530 + 530		525 + 525	
		U-hook	PEF-530 + PEF-530		PEM-530 + PEM-530	
940 (944)						
	08/90 - 03/95	<-mm->	500 + 500		500 + 500	
		U-hook	PEF-500 + PEF-500		PEM-500 + PEM-500	
940 II (944)						
	08/94 - 12/98	<-mm->	500 + 500		500 + 500	
		U-hook	PEF-500 + PEF-500		PEM-500 + PEM-500	
940 II (945)						
	09/90 - 10/98	<-mm->	500 + 500		500 + 500	
		U-hook	PEF-500 + PEF-500		PEM-500 + PEM-500	
940 Kombi (945)						
	08/90 - 10/95	<-mm->	500 + 500		500 + 500	
		U-hook	PEF-500 + PEF-500		PEM-500 + PEM-500	
960 (964)						
	08/90 - 07/94	<-mm->	530 + 530		525 + 525	
		U-hook	PEF-530 + PEF-530		PEM-530 + PEM-530	



U-hook



A - side lock



B - pinch tab
G - pinch tab BMW






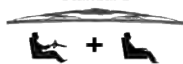












C - new bayonet



F16 - push button
F19 - push button

Wiper Blades

Application Tables – Left Hand Drive Right Hand Drive

		Arm Type	Flat 	Standard 
VOLVO <i>Continued</i>				
960 II (964)				
	07/94 - 12/96	<-mm-> U-hook	530 + 530 PEF-530 + PEF-530	525 + 525 PEM-530 + PEM-530
960 II (965)				
	07/94 - 12/96	<-mm-> U-hook	530 + 530 PEF-530 + PEF-530	525 + 525 PEM-530 + PEM-530
960 Kombi (965)				
	08/90 - 07/94	<-mm-> U-hook	530 + 530 PEF-530 + PEF-530	525 + 525 PEM-530 + PEM-530
C30 (533)				
	09/06 - 12/13	<-mm-> F19- push button	650 + 500 PEF-650 + PEF-500	
C70 I (872)				
	03/97 - 09/02	<-mm-> U-hook	530 + 530 PEF-530 + PEF-530	525 + 525 PEM-530 + PEM-530
C70 I (873)				
	03/98 - 10/05	<-mm-> U-hook	530 + 530 PEF-530 + PEF-530	525 + 525 PEM-530 + PEM-530
C70 II (542)				
	03/06 - 12/13	<-mm-> F19- push button	650 + 480 PEF-650 + PEF-480	
S40 I (644)				
	07/95 - 12/04	<-mm-> U-hook	500 + 500 PEF-500 + PEF-500	500 + 500 PEM-500 + PEM-500
S40 II (544)				
	12/03 - 02/06	<-mm-> A- side lock	650 + 500 PEF-650 + PEF-500	
	03/06 - 12/12	<-mm-> F19- push button	650 + 500 PEF-650 + PEF-500	
S60 I (384)				
	07/00 - 03/04	<-mm-> U-hook	600 + 530 PEF-600 + PEF-530	600 + 525 PEM-600 + PEM-530
	03/04 - 04/10	<-mm-> B- pinch tab	600 + 530 PEF-600 + PEF-530	
S60 II (134)				
	04/10 - 12/18	<-mm-> F19- push button	650 + 500 PEF-650 + PEF-500	
S70 (874)				
	11/96 - 11/00	<-mm-> U-hook	530 + 530 PEF-530 + PEF-530	525 + 525 PEM-530 + PEM-530
S80 I (184)				
	05/98 - 02/03	<-mm-> U-hook	600 + 530 PEF-600 + PEF-530	600 + 525 PEM-600 + PEM-530
	03/03 - 02/08	<-mm-> B- pinch tab	600 + 530 PEF-600 + PEF-530	
S80 II (124)				
	03/06 - 12/16	<-mm-> F19- push button	650 + 500 PEF-650 + PEF-500	
S90 I (964)				
	11/96 - 12/98	<-mm-> U-hook	530 + 530 PEF-530 + PEF-530	525 + 525 PEM-530 + PEM-530
S90 II (234)				
	01/16 -	<-mm-> F16- push button	600 + 500 PEF-600 + PEF-500	



U-hook



A - side lock



B - pinch tab
G - pinch tab BMW

























C - new bayonet



F16 - push button
F19 - push button

Wiper Blades

Application Tables – Left Hand Drive Right Hand Drive

		Arm Type	Flat 	Standard 
VOLVO Continued				
V40 (525, 526)				
	03/12 -	<-mm-> F19- push button	650 + 480 PEF-650 + PEF-480	
V40 (645)				
	07/95 - 06/04	<-mm-> U-hook	500 + 500 PEF-500 + PEF-500	500 + 500 PEM-500 + PEM-500
V50 (545)				
	12/03 - 12/12	<-mm-> A- side lock	650 + 500 PEF-650 + PEF-500	
V60 I (155)				
	09/13 - 12/15	<-mm-> F19- push button	650 + 500 PEF-650 + PEF-500	
V60 I (155, 157)				
	07/10 - 12/18	<-mm-> F19- push button	650 + 500 PEF-650 + PEF-500	
V70 I (875, 876)				
	12/95 - 12/00	<-mm-> U-hook	530 + 530 PEF-530 + PEF-530	525 + 525 PEM-530 + PEM-530
V70 II (285)				
	11/99 - 03/04	<-mm-> U-hook	600 + 530 PEF-600 + PEF-530	600 + 525 PEM-600 + PEM-530
	03/04 - 12/08	<-mm-> B- pinch tab	600 + 530 PEF-600 + PEF-530	
V70 III (135)				
	04/07 - 04/16	<-mm-> F19- push button	650 + 500 PEF-650 + PEF-500	
V90 I (965)				
	11/96 - 12/98	<-mm-> U-hook	530 + 530 PEF-530 + PEF-530	525 + 525 PEM-530 + PEM-530
V90 II (235, 236)				
	03/16 -	<-mm-> F16- push button	650 + 500 PEF-650 + PEF-500	
XC40 (536)				
	10/17 -	<-mm-> F16- push button	600 + 500 PEF-600 + PEF-500	
XC60 I (156)				
	05/08 - 12/17	<-mm-> F19- push button	650 + 500 PEF-650 + PEF-500	
XC70 CROSS COUNTRY I (295)				
	10/97 - 10/07	<-mm-> B- pinch tab	600 + 430 PEF-600 + PEF-430	600 PEM-600
XC70 II (136)				
	04/07 - 12/16	<-mm-> F19- push button	650 + 500 PEF-650 + PEF-500	
XC90 I (275)				
	06/02 - 03/04	<-mm-> U-hook	600 + 530 PEF-600 + PEF-530	600 + 525 PEM-600 + PEM-530
	03/04 - 01/15	<-mm-> B- pinch tab	600 + 530 PEF-600 + PEF-530	
XC90 II (256)				
	09/14 -	<-mm-> F16- push button	600 + 500 PEF-600 + PEF-500	
VW				
AMAROK (2HA, 2HB, S1B, S6B, S7A, S7B)				
	09/10 - 09/12	<-mm-> U-hook	600 + 600 PEF-600 + PEF-600	600 + 600 PEM-600 + PEM-600



U-hook



A - side lock



B - pinch tab
G - pinch tab BMW




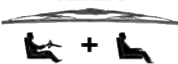












C - new bayonet



F16 - push button
F19 - push button

Wiper Blades










Application Tables – Left Hand Drive Right Hand Drive

		Arm Type	Flat 	Standard 
VW Continued				
AMAROK (2HA, 2HB, S1B, S6B, S7A, S7B) Continued				
	09/12 -	<-mm-> F16- push button	600 + 600 PEF-600 + PEF-600	
AMAROK (S1B, S6B, S7B)				
	09/11 - 09/12	<-mm-> U-hook	600 + 600 PEF-600 + PEF-600	600 + 600 PEM-600 + PEM-600
	09/12 -	<-mm-> F19/16- push button	600 + 600 PEF-600 + PEF-600	
ARTEON (3H7, 3H8)				
	03/17 -	<-mm-> F16- push button	650 + 480 PEF-650 + PEF-480	
ARTEON SHOOTING BRAKE (3H9)				
	06/20 -	<-mm-> F16- push button	650 + 480 PEF-650 + PEF-480	
BEETLE (5C1, 5C2)				
	04/11 - 07/19	<-mm-> F16- push button	530 + 530 PEF-530 + PEF-530	
BEETLE (5C7, 5C8)				
	12/11 - 07/19	<-mm-> F16- push button	530 + 530 PEF-530 + PEF-530	
BORA I (1J2)				
	10/98 - 06/02	<-mm-> U-hook	530 + 480 PEF-530 + PEF-480	525 + 475 PEM-530 + PEM-480
	06/02 - 12/13	<-mm-> A- side lock	530 + 480 PEF-530 + PEF-480	
BORA Variant (1J6)				
	05/99 - 06/02	<-mm-> U-hook	530 + 480 PEF-530 + PEF-480	
	06/02 - 05/05	<-mm-> A- side lock	530 + 480 PEF-530 + PEF-480	
CADDY ALLTRACK (SAA)				
	05/15 -	<-mm-> F19- push button	600 + 450 PEF-600 + PEF-450	
CADDY ALLTRACK (SAB)				
	05/15 -	<-mm-> F19- push button	600 + 450 PEF-600 + PEF-450	
CADDY I (14)				
	08/79 - 07/92	<-mm-> U-hook	400 + 400 PEF-400 + PEF-400	400 + 400 PEM-400 + PEM-400
CADDY II (9K9A)				
	11/95 - 01/04	<-mm-> U-hook	530 + 450 PEF-530 + PEF-450	525 + 450 PEM-530 + PEM-450
CADDY II (9K9B)				
	11/95 - 12/04	<-mm-> U-hook	530 + 450 PEF-530 + PEF-450	525 + 450 PEM-530 + PEM-450
CADDY II (9U7)				
	06/96 - 12/00	<-mm-> U-hook	530 + 450 PEF-530 + PEF-450	525 + 450 PEM-530 + PEM-450
CADDY III (2KA, 2KH, 2CA, 2CH)				
	03/04 - 05/15	<-mm-> F19- push button	600 + 450 PEF-600 + PEF-450	
CADDY III (2KB, 2KJ, 2CB, 2CJ)				
	03/04 - 05/15	<-mm-> F19- push button	600 + 450 PEF-600 + PEF-450	



Wiper Blades

Application Tables – Left Hand Drive Right Hand Drive

		Arm Type	Flat	Standard
VW Continued				
CADDY IV (SAA, SAH)				
	05/15 - 06/17	<-mm-> F19- push button	600 + 450 PEF-600 + PEF-450	
	06/17 -	<-mm-> F16- push button	600 + 450 PEF-600 + PEF-450	
CADDY IV (SAB, SAJ)				
	05/15 - 06/17	<-mm-> F19- push button	600 + 450 PEF-600 + PEF-450	
	06/17 -	<-mm-> F16- push button	600 + 450 PEF-600 + PEF-450	
CC B7 (358)				
	11/11 - 12/16	<-mm-> F16- push button	600 + 480 PEF-600 + PEF-480	
CRAFTER (SY_, SX_)				
	09/16 -	<-mm-> F16- push button	700 + 650 PEF-700 + PEF-650	
CRAFTER (SYI, SYJ)				
	09/16 -	<-mm-> F16- push button	700 + 650 PEF-700 + PEF-650	
CRAFTER (SZ_)				
	11/16 -	<-mm-> F19/16- push button	700 + 650 PEF-700 + PEF-650	
CRAFTER 30-35 (2E_)				
	04/06 - 12/16	<-mm-> B- pinch tab	650 + 600 PEF-650 + PEF-600	
CRAFTER 30-50 (2E_)				
	04/06 - 12/16	<-mm-> B- pinch tab	650 + 600 PEF-650 + PEF-600	
CRAFTER 30-50 (2F_)				
	04/06 - 12/16	<-mm-> B- pinch tab	650 + 600 PEF-650 + PEF-600	
DERBY (86)				
	02/77 - 09/81	<-mm-> U-hook	400 + 400 PEF-400 + PEF-400	400 + 400 PEM-400 + PEM-400
EOS (1F7, 1F8)				
	03/06 - 08/15	<-mm-> F19- push button	600 + 480 PEF-600 + PEF-480	
FOX (5Z1, 5Z3, 5Z4)				
	08/03 - 10/15	<-mm-> U-hook	530 + 380 PEF-530 + PEF-380	525 + 375 PEM-530 + PEM-380
FOX Van (5Z1)				
	09/10 - 12/11	<-mm-> U-hook	530 + 380 PEF-530 + PEF-380	525 + 375 PEM-530 + PEM-380
GOLF ALLTRACK VII Variant (BA5, BV5)				
	12/14 -	<-mm-> F16- push button	650 + 450 PEF-650 + PEF-450	
GOLF I (17)				
	04/74 - 12/85	<-mm-> U-hook	400 + 400 PEF-400 + PEF-400	400 + 400 PEM-400 + PEM-400
GOLF I Cabriolet (155)				
	01/79 - 08/93	<-mm-> U-hook	400 + 400 PEF-400 + PEF-400	400 + 400 PEM-400 + PEM-400
GOLF II (19E, 1G1)				
	08/83 - 12/92	<-mm-> U-hook	450 + 450 PEF-450 + PEF-450	450 + 450 PEM-450 + PEM-450



U-hook



A - side lock



B - pinch tab
G - pinch tab BMW








C - new bayonet



F16 - push button
F19 - push button

Wiper Blades


















Application Tables – Left Hand Drive Right Hand Drive

		Arm Type	Flat 	Standard 
VW Continued				
GOLF II Van (19E, 1G1)				
	08/83 - 07/91	<-mm->	450 + 450	450 + 450
		U-hook	PEF-450 + PEF-450	PEM-450 + PEM-450
GOLF III (1H1)				
	10/89 - 07/98	<-mm->	530 + 480	525 + 475
		U-hook	PEF-530 + PEF-480	PEM-530 + PEM-480
GOLF III Cabriolet (1E7)				
	07/93 - 05/98	<-mm->	530 + 480	525 + 475
		U-hook	PEF-530 + PEF-480	PEM-530 + PEM-480
GOLF III Van (1H1)				
	08/91 - 12/97	<-mm->	530 + 480	525 + 475
		U-hook	PEF-530 + PEF-480	PEM-530 + PEM-480
GOLF III Variant (1H5)				
	07/93 - 04/99	<-mm->	530 + 480	525 + 475
		U-hook	PEF-530 + PEF-480	PEM-530 + PEM-480
GOLF IV (1J1)				
	08/97 - 06/02	<-mm->	530 + 480	525 + 475
		U-hook	PEF-530 + PEF-480	PEM-530 + PEM-480
	06/02 - 04/08	<-mm->	530 + 480	
		A- side lock	PEF-530 + PEF-480	
GOLF IV Cabriolet (1E7)				
	06/98 - 12/02	<-mm->	530 + 480	525 + 475
		U-hook	PEF-530 + PEF-480	PEM-530 + PEM-480
GOLF IV Van (1J1)				
	10/97 - 06/02	<-mm->	530 + 480	525 + 475
		U-hook	PEF-530 + PEF-480	PEM-530 + PEM-480
	06/02 - 05/04	<-mm->	530 + 480	
		A- side lock	PEF-530 + PEF-480	
GOLF IV Variant (1J5)				
	05/99 - 06/02	<-mm->	530 + 480	525 + 475
		U-hook	PEF-530 + PEF-480	PEM-530 + PEM-480
	06/02 - 06/06	<-mm->	530 + 480	
		A- side lock	PEF-530 + PEF-480	
GOLF V (1K1)				
	10/03 - 11/05	<-mm->	600 + 480	
		A- side lock	PEF-600 + PEF-480	
	12/05 - 07/10	<-mm->	600 + 480	
		F19/16- push button	PEF-600 + PEF-480	
GOLF V Variant (1K5)				
	01/07 - 07/09	<-mm->	600 + 480	
		F19/16- push button	PEF-600 + PEF-480	
GOLF VI (5K1)				
	10/08 - 12/14	<-mm->	600 + 480	
		F19- push button	PEF-600 + PEF-480	
GOLF VI (517)				
	03/11 - 05/16	<-mm->	600 + 480	
		F16- push button	PEF-600 + PEF-480	
GOLF VI Van (5K1.)				
	10/08 - 11/12	<-mm->	600 + 480	
		F16- push button	PEF-600 + PEF-480	
GOLF VI Variant (AJ5)				
	07/09 - 07/14	<-mm->	600 + 480	
		F19- push button	PEF-600 + PEF-480	
GOLF VII (5G1, BQ1, BE1, BE2)				
	08/12 -	<-mm->	650 + 450	
		F16- push button	PEF-650 + PEF-450	



Wiper Blades

Application Tables – Left Hand Drive Right Hand Drive

		Arm Type	Flat		Standard	
						
VW Continued						
GOLF VII Van (5G1)						
	08/12 -	<-mm-> F16- push button	650 + 450 PEF-650 + PEF-450			
GOLF VII Variant (BA5, BV5)						
	04/13 -	<-mm-> F16- push button	650 + 450 PEF-650 + PEF-450			
GOLF VIII (CD1)						
	07/19 -	<-mm-> F16- push button	650 + 450 PEF-650 + PEF-450			
GOLF VIII Variant (CG5)						
	08/20 -	<-mm-> F16- push button	650 + 450 PEF-650 + PEF-450			
GOLF PLUS V (5M1, 521)						
	12/04 - 12/13	<-mm-> A- side lock	700 + 700 PEF-700 + PEF-700			
GOLF SPORTSVAN VII (AM1, AN1)						
	02/14 -	<-mm-> F16- push button	700 + 400 PEF-700 + PEF-400			
JETTA I (16)						
	08/78 - 12/87	<-mm-> U-hook	400 + 400 PEF-400 + PEF-400		400 + 400 PEM-400 + PEM-400	
JETTA II (19E, 1G2, 165)						
	08/83 - 12/92	<-mm-> U-hook	450 + 450 PEF-450 + PEF-450		400 + 400 PEM-400 + PEM-400	
JETTA III (1K2)						
	09/04 - 11/05	<-mm-> A- side lock	600 + 480 PEF-600 + PEF-480			
	12/05 - 12/13	<-mm-> F19- push button	600 + 480 PEF-600 + PEF-480			
JETTA IV (162, 163, AV3, AV2)						
	01/08 -	<-mm-> F16- push button	600 + 480 PEF-600 + PEF-480			
KAEFER						
	12/47 - 08/03	<-mm-> U-hook	380 + 380 PEF-380 + PEF-380		375 + 375 PEM-380 + PEM-380	
KAEFER (15)						
	07/49 - 03/81	<-mm-> U-hook	380 + 380 PEF-380 + PEF-380		375 + 375 PEM-380 + PEM-380	
LOAD UP (121, 122, BL1, BL2)						
	12/14 -	<-mm-> F19/16- push button	600 + 380 PEF-600 + PEF-380			
LT 28-35 I (281-363)						
	04/75 - 06/96	<-mm-> U-hook	480 + 480 PEF-480 + PEF-480		475 + 475 PEM-480 + PEM-480	
		<-mm-> U-hook	500 + 500 PEF-500 + PEF-500		500 + 500 PEM-500 + PEM-500	
LT 28-35 II (2DB, 2DE, 2DK)						
	04/96 - 07/06	<-mm-> U-hook	600 + 550 PEF-600 + PEF-550		600 + 550 PEM-600 + PEM-550	
LT 28-46 II (2DA, 2DD, 2DH)						
	04/96 - 07/06	<-mm-> U-hook	600 + 550 PEF-600 + PEF-550		600 + 550 PEM-600 + PEM-550	
LT 28-46 II (2DC, 2DF, 2DG, 2DL, 2DM)						
	04/96 - 07/06	<-mm-> U-hook	600 + 530 PEF-600 + PEF-530		600 + 525 PEM-600 + PEM-530	



U-hook



A - side lock



B - pinch tab
G - pinch tab BMW

























C - new bayonet



F16 - push button
F19 - push button

Wiper Blades

Application Tables – Left Hand Drive Right Hand Drive

		Arm Type	Flat 	Standard 
VW Continued				
LT 40-55 I (291-512)				
	04/75 - 06/96	<-mm->	500 + 500	500 + 500
		U-hook	PEF-500 + PEF-500	PEM-500 + PEM-500
LT 40-55 I (293-909)				
	04/75 - 06/96	<-mm->	500 + 500	500 + 500
		U-hook	PEF-500 + PEF-500	PEM-500 + PEM-500
LUPO I (6X1, 6E1)				
	09/98 - 07/05	<-mm->	530 + 480	525 + 475
		U-hook	PEF-530 + PEF-480	PEM-530 + PEM-480
MULTIVAN V (7HM, 7HN, 7HF, 7EF, 7EM, 7EN)				
	04/03 - 05/13	<-mm->	600 + 600	600 + 600
		U-hook	PEF-600 + PEF-600	PEM-600 + PEM-600
	05/13 - 08/15	<-mm->	600 + 600	
		A- side lock	PEF-600 + PEF-600	
MULTIVAN VI (SGF, SGM, SGN, SHM, SHN)				
	04/15 -	<-mm->	600 + 600	
		F16- push button	PEF-600 + PEF-600	
NEW BEETLE (1Y7)				
	09/02 - 12/11	<-mm->	530 + 530	525 + 525
		U-hook	PEF-530 + PEF-530	PEM-530 + PEM-530
NEW BEETLE (9C1, 1C1)				
	01/98 - 11/10	<-mm->	530 + 530	525 + 525
		U-hook	PEF-530 + PEF-530	PEM-530 + PEM-530
PASSAT ALLTRACK B7 (365)				
	01/12 - 12/14	<-mm->	600 + 480	
		F16- push button	PEF-600 + PEF-480	
PASSAT ALLTRACK B8 Variant (3G5, CB5)				
	05/15 -	<-mm->	650 + 480	
		F16- push button	PEF-650 + PEF-480	
PASSAT B1 (32)				
	05/73 - 07/81	<-mm->	400 + 400	400 + 400
		U-hook	PEF-400 + PEF-400	PEM-400 + PEM-400
PASSAT B1 Variant (33)				
	05/73 - 10/81	<-mm->	400 + 400	400 + 400
		U-hook	PEF-400 + PEF-400	PEM-400 + PEM-400
PASSAT B2 (32B)				
	09/79 - 06/89	<-mm->	450 + 380	450 + 450
		U-hook	PEF-450 + PEF-380	PEM-450 + PEM-450
	05/82 - 06/89	<-mm->	450 + 450	450 + 450
		U-hook	PEF-450 + PEF-450	PEM-450 + PEM-450
PASSAT B2 Variant (33B)				
	08/80 - 06/89	<-mm->	450 + 450	450 + 450
		U-hook	PEF-450 + PEF-450	PEM-450 + PEM-450
PASSAT B3/B4 (3A2, 35I)				
	02/88 - 12/97	<-mm->	530 + 530	525 + 525
		U-hook	PEF-530 + PEF-530	PEM-530 + PEM-530
PASSAT B3/B4 (315, 3A5)				
	08/88 - 12/96	<-mm->	530 + 530	525 + 525
		U-hook	PEF-530 + PEF-530	PEM-530 + PEM-530
PASSAT B3/B4 Variant (3A5, 35I)				
	02/88 - 06/97	<-mm->	530 + 530	525 + 525
		U-hook	PEF-530 + PEF-530	PEM-530 + PEM-530
PASSAT B5 (3B2)				
	08/96 - 12/01	<-mm->	530 + 500	525 + 500
		U-hook	PEF-530 + PEF-500	PEM-530 + PEM-500



U-hook



A - side lock



B - pinch tab
G - pinch tab BMW





















C - new bayonet



F16 - push button
F19 - push button

Wiper Blades

Application Tables – Left Hand Drive Right Hand Drive

		Arm Type	Flat 	Standard 
VW Continued				
PASSAT B5 Variant (3B5)				
	05/97 - 12/01	<-mm-> U-hook	530 + 500 PEF-530 + PEF-500	525 + 500 PEM-530 + PEM-500
PASSAT B5.5 (3B3)				
	10/00 - 06/02	<-mm-> U-hook	530 + 530 PEF-530 + PEF-530	525 + 525 PEM-530 + PEM-530
	06/02 - 12/05	<-mm-> A- side lock	530 + 530 PEF-530 + PEF-530	
PASSAT B5.5 Variant (3B6)				
	09/00 - 06/02	<-mm-> U-hook	530 + 530 PEF-530 + PEF-530	525 + 525 PEM-530 + PEM-530
	06/02 - 08/05	<-mm-> A- side lock	530 + 530 PEF-530 + PEF-530	
PASSAT B6 (3C2)				
	03/05 - 12/10	<-mm-> F19- push button	600 + 480 PEF-600 + PEF-480	
PASSAT B6 Variant (3C5)				
	08/05 - 11/11	<-mm-> F19- push button	600 + 480 PEF-600 + PEF-480	
PASSAT B7 (362)				
	08/10 - 12/15	<-mm-> F19/16- push button	600 + 480 PEF-600 + PEF-480	
PASSAT B7 (365)				
	08/10 - 12/14	<-mm-> F19/16- push button	600 + 480 PEF-600 + PEF-480	
PASSAT B7 Variant (365)				
	08/10 - 12/15	<-mm-> F19/16- push button	600 + 480 PEF-600 + PEF-480	
PASSAT B8 (3G2, CB2)				
	08/14 -	<-mm-> F16- push button	650 + 480 PEF-650 + PEF-480	
PASSAT B8 Variant (3G5, CB5)				
	08/14 -	<-mm-> F16- push button	650 + 480 PEF-650 + PEF-480	
PASSAT CC B6 (357)				
	02/08 - 01/12	<-mm-> F19/16- push button	600 + 480 PEF-600 + PEF-480	
PHAETON (3D1, 3D2, 3D3, 3D4, 3D6, 3D7, 3D8, 3D9)				
	04/02 - 03/16	<-mm-> A- side lock	600 + 530 PEF-600 + PEF-530	
POLO (6N2)				
	10/99 - 10/01	<-mm-> U-hook	480 + 480 PEF-480 + PEF-480	475 + 475 PEM-480 + PEM-480
POLO (9N)				
	10/01 - 10/14	<-mm-> A- side lock	530 + 430 PEF-530 + PEF-430	
POLO (86)				
	03/75 - 09/81	<-mm-> U-hook	400 + 400 PEF-400 + PEF-400	400 + 400 PEM-400 + PEM-400
POLO (86C, 80)				
	10/81 - 09/94	<-mm-> U-hook	400 + 400 PEF-400 + PEF-400	400 + 400 PEM-400 + PEM-400
POLO (86CF)				
	08/92 - 07/94	<-mm-> U-hook	400 + 400 PEF-400 + PEF-400	400 + 400 PEM-400 + PEM-400



U-hook



A - side lock



B - pinch tab
G - pinch tab BMW
























C - new bayonet



F16 - push button
F19 - push button

Wiper Blades























Application Tables – Left Hand Drive Right Hand Drive

		Arm Type	Flat 	Standard 
VW Continued				
POLO CLASSIC (86C, 80)				
	01/85 - 09/94	<-mm-> U-hook	400 + 400 PEF-400 + PEF-400	400 + 400 PEM-400 + PEM-400
POLO II (86C, 80)				
	10/81 - 09/94	<-mm-> U-hook	400 + 400 PEF-400 + PEF-400	400 + 400 PEM-400 + PEM-400
POLO III (6N1)				
	10/94 - 10/99	<-mm-> U-hook	480 + 480 PEF-480 + PEF-480	475 + 475 PEM-480 + PEM-480
POLO III CLASSIC (6V2)				
	01/95 - 11/09	<-mm-> U-hook	530 + 450 PEF-530 + PEF-450	525 + 450 PEM-530 + PEM-450
POLO IV (9A4, 9A2, 9N2, 9A6)				
	09/02 -	<-mm-> A- side lock	530 + 480 PEF-530 + PEF-480	
POLO V (6R1, 6C1)				
	03/09 -	<-mm-> F16- push button	600 + 400 PEF-600 + PEF-400	
POLO V (602, 604, 612, 614)				
	05/09 -	<-mm-> U-hook	600 + 400 PEF-600 + PEF-400	600 + 400 PEM-600 + PEM-400
POLO VI (AW1, BZ1)				
	06/17 -	<-mm-> F19/16- push button	600 + 450 PEF-600 + PEF-450	
POLO Van (6N1)				
	09/94 - 12/99	<-mm-> U-hook	480 + 480 PEF-480 + PEF-480	475 + 475 PEM-480 + PEM-480
POLO Van (6R)				
	03/09 -	<-mm-> F16- push button	600 + 400 PEF-600 + PEF-400	
POLO Variant (6V5)				
	04/97 - 09/01	<-mm-> U-hook	530 + 450 PEF-530 + PEF-450	525 + 450 PEM-530 + PEM-450
SANTANA (32B)				
	08/81 - 12/85	<-mm-> U-hook	450 + 450 PEF-450 + PEF-450	450 + 450 PEM-450 + PEM-450
SCIROCCO (53)				
	02/74 - 07/80	<-mm-> U-hook	450 + 450 PEF-450 + PEF-450	450 + 450 PEM-450 + PEM-450
SCIROCCO (53B)				
	08/80 - 07/92	<-mm-> U-hook	480 + 480 PEF-480 + PEF-480	475 + 475 PEM-480 + PEM-480
SCIROCCO III (137, 138)				
	05/08 - 11/17	<-mm-> F19- push button	600 + 480 PEF-600 + PEF-480	
SCIROCCO Van (137)				
	06/08 - 05/14	<-mm-> F19- push button	600 + 480 PEF-600 + PEF-480	
SHARAN (7M8, 7M9, 7M6)				
	05/95 - 05/01	<-mm-> A- side lock		700 + 700 PEM-700 + PEM-700
		<-mm-> U-hook	700 + 700 PEF-700 + PEF-700	
	06/01 - 03/10	<-mm-> A- side lock	700 + 700 PEF-700 + PEF-700	



Wiper Blades

Application Tables – Left Hand Drive Right Hand Drive

		Arm Type	Flat 	Standard 
VW Continued				
SHARAN (7N1, 7N2)				
	05/10 -	<-mm-> F16- push button	700 + 400 PEF-700 + PEF-400	
T-CROSS (C11)				
	12/18 -	<-mm-> F16- push button	600 + 450 PEF-600 + PEF-450	
TIGUAN (5N_)				
	09/07 - 07/18	<-mm-> F19- push button	600 + 530 PEF-600 + PEF-530	
TIGUAN (AD1, AX1)				
	01/16 -	<-mm-> F16- push button	650 + 550 PEF-650 + PEF-550	
TIGUAN ALLSPACE (BW2, BJ2)				
	03/17 -	<-mm-> F16- push button	650 + 550 PEF-650 + PEF-550	
TOUAREG (7LA, 7L6, 7L7)				
	10/02 - 01/13	<-mm-> A- side lock	650 + 650 PEF-650 + PEF-650	
TOUAREG (7P5, 7P6)				
	01/10 - 12/18	<-mm-> A- side lock	650 + 650 PEF-650 + PEF-650	
TOUAREG (CR7)				
	11/17 -	<-mm-> F16- push button	650 + 550 PEF-650 + PEF-550	
TOURAN (1T1, 1T2)				
	02/03 - 05/10	<-mm-> F19- push button	600 + 450 PEF-600 + PEF-450	
TOURAN (1T3)				
	05/10 - 05/15	<-mm-> F19- push button	600 + 450 PEF-600 + PEF-450	
TOURAN (5T1)				
	05/15 -	<-mm-> F16- push button	700 + 400 PEF-700 + PEF-400	
TRANSPORTER / CARAVELLE VI (SGB, SGG, SGJ, SGC, SHB, SHJ)				
	04/15 -	<-mm-> F16- push button	600 + 600 PEF-600 + PEF-600	
TRANSPORTER II				
	08/67 - 09/79	<-mm-> U-hook	400 + 400 PEF-400 + PEF-400	400 + 400 PEM-400 + PEM-400
TRANSPORTER III				
	05/79 - 12/92	<-mm-> U-hook	450 + 450 PEF-450 + PEF-450	450 + 450 PEM-450 + PEM-450
TRANSPORTER IV (70A, 70H, 7DA, 7DH)				
	07/90 - 04/03	<-mm-> U-hook	530 + 500 PEF-530 + PEF-500	525 + 500 PEM-530 + PEM-500
TRANSPORTER IV (70B, 70C, 7DB, 7DK, 70J, 70K, 7DC, 7DJ)				
	09/90 - 08/04	<-mm-> U-hook	530 + 500 PEF-530 + PEF-500	525 + 500 PEM-530 + PEM-500
TRANSPORTER IV (70E, 70L, 70M, 7DE, 7DL, 7D)				
	07/90 - 04/03	<-mm-> U-hook	530 + 500 PEF-530 + PEF-500	525 + 500 PEM-530 + PEM-500
TRANSPORTER V (7HA, 7HH, 7EA, 7EH)				
	04/03 - 05/13	<-mm-> U-hook	600 + 600 PEF-600 + PEF-600	600 + 600 PEM-600 + PEM-600
	06/13 -	<-mm-> A- side lock	600 + 600 PEF-600 + PEF-600	



U-hook



A - side lock



B - pinch tab
G - pinch tab BMW





C - new bayonet



F16 - push button
F19 - push button

Wiper Blades






Application Tables – Left Hand Drive Right Hand Drive

		Arm Type	Flat	Standard
				
VW Continued				
TRANSPORTER V (7HB, 7HJ, 7EB, 7EJ, 7EF, 7EG, 7HF, 7EC)				
	04/03 - 05/13	<-mm->	600 + 600	600 + 600
		U-hook	PEF-600 + PEF-600	PEM-600 + PEM-600
	06/13 - 08/15	<-mm->	600 + 600	
		A- side lock	PEF-600 + PEF-600	
TRANSPORTER V (7JD, 7JE, 7JL, 7JY, 7JZ, 7FD)				
	04/03 - 05/13	<-mm->	600 + 600	600 + 600
		U-hook	PEF-600 + PEF-600	PEM-600 + PEM-600
	06/13 - 08/15	<-mm->	600 + 600	
		A- side lock	PEF-600 + PEF-600	
TRANSPORTER VI (SFD, SFE, SFL, SFZ, SJD, SJ)				
	04/15 -	<-mm->	600 + 600	
		F19/16- push button	PEF-600 + PEF-600	
TRANSPORTER VI (SGA, SGH, SHA, SHH)				
	04/15 -	<-mm->	600 + 600	
		F16- push button	PEF-600 + PEF-600	
T-ROC (A11)				
	07/17 -	<-mm->	650 + 500	
		F16- push button	PEF-650 + PEF-500	
UP! (121, 122, BL1, BL2, BL3, 123)				
	08/11 -	<-mm->	600 + 400	
		F16- push button	PEF-600 + PEF-400	
VENTO (1H2)				
	11/91 - 09/98	<-mm->	530 + 480	525 + 475
		U-hook	PEF-530 + PEF-480	PEM-530 + PEM-480
YUGO				
313				
	04/83 - 04/91	<-mm->	400 + 400	400 + 400
		U-hook	PEF-400 + PEF-400	PEM-400 + PEM-400
513				
	04/83 - 04/91	<-mm->	400 + 400	400 + 400
		U-hook	PEF-400 + PEF-400	PEM-400 + PEM-400
ZASTAVA				
10				
	10/05 -	<-mm->	530 + 450	525 + 450
		U-hook	PEF-530 + PEF-450	PEM-530 + PEM-450
YUGO				
	04/80 - 06/95	<-mm->	400 + 400	400 + 400
		U-hook	PEF-400 + PEF-400	PEM-400 + PEM-400
ZAZ				
CHANCE (TF_, TA_)				
	10/04 - 03/14	<-mm->	480 + 480	475 + 475
		U-hook	PEF-480 + PEF-480	PEM-480 + PEM-480
LANOS (TA_, TF_)				
	10/04 - 02/17	<-mm->	480 + 480	475 + 475
		U-hook	PEF-480 + PEF-480	PEM-480 + PEM-480
LANOS PICK-UP				
	10/04 -	<-mm->	480 + 480	475 + 475
		U-hook	PEF-480 + PEF-480	PEM-480 + PEM-480
SENS (TF_)				
	10/04 -	<-mm->	480 + 480	475 + 475
		U-hook	PEF-480 + PEF-480	PEM-480 + PEM-480
VIDA (SF6_, SA6_)				
	01/12 -	<-mm->	550 + 400	550 + 400
		U-hook	PEF-550 + PEF-400	PEM-550 + PEM-400



Wiper Blades

Application Tables – Left Hand Drive Right Hand Drive

		Arm Type	Flat 	Standard 
ZOTYE				
T600 COUPE				
	06/17 -	<-mm-> F16- push button	600 + 500 PEF-600 + PEF-500	



U-hook



A - side lock



B - pinch tab
G - pinch tabe BMW



C - new bayonet



F16 - push button
F19 - push button

PowerEdge Cross Reference Chart



Wiper Blades | Cross Reference Chart - Competitor

ALCA	PowerEdge
044000	PEF-350
045000	PEF-380
046000	PEF-400
047000	PEF-430
048000	PEF-450
049000	PEF-480
050000	PEF-500
051000	PEF-530
054000	PEF-600
056000	PEF-650
058000	PEF-700
062000	PEF-550
104000	PEM-350
105000	PEM-380
106000	PEM-400
107000	PEM-430
108000	PEM-450
109000	PEM-480
110000	PEM-500
111000	PEM-530
112000	PEM-550
114000	PEM-600
114600	PEM-650
114800	PEM-700
174000	PEM-350
175000	PEM-380
176000	PEM-400
177000	PEM-430
178000	PEM-450
179000	PEM-480
180000	PEM-500
181000	PEM-530
182000	PEM-550
184000	PEM-600
186000	PEM-650
188000	PEM-700

BLUE PRINT	PowerEdge
AD14CH350	PEM-350
AD14FL350	PEF-350
AD15CH380	PEM-380
AD15FL380	PEF-380
AD16CH400	PEM-400
AD16FL400	PEF-400
AD17CH430	PEM-430
AD18CH450	PEM-450
AD18FL450	PEF-450
AD19CH480	PEM-480
AD19FL480	PEF-480
AD20CH500	PEM-500
AD20FL500	PEF-500
AD21CH530	PEM-530
AD21FL530	PEF-530
AD22CH550	PEM-550
AD22FL550	PEF-550
AD24CH600	PEM-600
AD24FL600	PEF-600
AD26CH660	PEM-650
AD26FL660	PEF-650
AD28CH700	PEM-700
AD28FL700	PEF-700

BOSCH	PowerEdge
3 397 004 489	PEM-700
3 397 004 578	PEM-350
3 397 004 579	PEM-400
3 397 004 581	PEM-450
3 397 004 582	PEM-480
3 397 004 583	PEM-500
3 397 004 584	PEM-530
3 397 004 585	PEM-550

BOSCH	PowerEdge
3 397 004 586	PEM-600
3 397 004 587	PEM-650
3 397 004 667	PEM-400
3 397 004 668	PEM-450
3 397 004 669	PEM-480
3 397 004 670	PEM-500
3 397 004 671	PEM-530
3 397 004 672	PEM-550
3 397 004 673	PEM-600
3 397 006 941	PEF-350
3 397 006 942	PEF-380
3 397 006 943	PEF-400
3 397 006 945	PEF-450
3 397 006 946	PEF-480
3 397 006 947	PEF-500
3 397 006 948	PEF-530
3 397 006 949	PEF-550
3 397 006 951	PEF-600
3 397 006 952	PEF-650
3 397 006 953	PEF-700
3 397 011 211	PEM-350
3 397 011 353	PEM-380
3 397 011 392	PEM-400
3 397 011 393	PEM-450
3 397 011 394	PEM-480
3 397 011 395	PEM-500
3 397 011 396	PEM-530
3 397 011 397	PEM-550
3 397 011 399	PEM-600
3 397 011 400	PEM-650
3 397 011 402	PEM-650
3 397 011 543	PEM-700
3 397 011 549	PEM-700
3 397 011 641	PEM-650
3 397 013 448	PEF-350
3 397 013 449	PEF-400
3 397 013 450	PEF-450
3 397 013 451	PEF-480
3 397 013 452	PEF-500
3 397 013 453	PEF-530
3 397 013 454	PEF-550
3 397 013 455	PEF-600
3 397 013 456	PEF-650
3 397 013 457	PEF-700
3 397 013 462	PEF-380
3 397 018 610	PEM-400
AP 340 U	PEF-350
AP 380 U	PEF-380
AP 400 U	PEF-400
AP 450 U	PEF-450
AP 475 U	PEF-480
AP 500 U	PEF-500
AP 530 U	PEF-530
AP 550 U	PEF-550
AP 600 U	PEF-600
AP 650 U	PEF-650
AP 700 U	PEF-700

DENSO	PowerEdge
DM-035	PEM-350
DM-038	PEM-380
DM-040	PEM-400
DM-043	PEM-430
DM-045	PEM-450
DM-048	PEM-480
DM-050	PEM-500
DM-053	PEM-530
DM-055	PEM-550
DM-560	PEM-600
DM-565	PEM-650
DM-570	PEM-700

HELLA	PowerEdge
9XW 358 136-141	PEF-350
9XW 358 136-151	PEF-380
9XW 358 136-161	PEF-400
9XW 358 136-181	PEF-450
9XW 358 136-191	PEF-480
9XW 358 136-201	PEF-500
9XW 358 136-211	PEF-530
9XW 358 136-221	PEF-550
9XW 358 136-241	PEF-600
9XW 358 136-261	PEF-650
9XW 358 136-281	PEF-700

HEYNER	PowerEdge
084000	PEF-350
085000	PEF-380
086000	PEF-400
087000	PEF-430
088000	PEF-450
089000	PEF-480
090000	PEF-500
091000	PEF-530
092000	PEF-550
094000	PEF-600
096000	PEF-650
098000	PEF-700
274000	PEF-350
275000	PEF-380
276000	PEF-400
277000	PEF-430
278000	PEF-450
279000	PEF-480
280000	PEF-500
281000	PEF-530
282000	PEF-550
284000	PEF-600
286000	PEF-650
288000	PEF-700

KAMOKA	PowerEdge
26350	PEM-350
26375	PEM-380
26400	PEM-400
26450	PEM-450
26475	PEM-480
26500	PEM-500
26525	PEM-530
26550	PEM-550
26600	PEM-600
26650	PEM-650

LYNX	PowerEdge
350L	PEM-350
380L	PEM-380
400L	PEM-400
450L	PEM-450
480L	PEM-480
500L	PEM-500
530L	PEM-530
550L	PEM-550
600L	PEM-600
650L	PEM-650
700L	PEM-700
LX350	PEM-350
LX380	PEM-380
LX400	PEM-400
LX450	PEM-450
LX480	PEM-480
LX500	PEM-500
LX530	PEM-530
LX550	PEM-550
LX600	PEM-600

LYNX	PowerEdge
LX650	PEM-650
LX700	PEM-700
XF350	PEF-350
XF380	PEF-380
XF400	PEF-400
XF430	PEF-430
XF450	PEF-450
XF480	PEF-480
XF500	PEF-500
XF530	PEF-530
XF550	PEF-550
XF600	PEF-600
XF650	PEF-650
XF700	PEF-700

NWB	PowerEdge
27-014	PEM-350
27-015	PEM-380
27-016	PEM-400
27-017	PEM-430
27-018	PEM-450
27-019	PEM-480
27-020	PEM-500
27-0201	PEM-500
27-021	PEM-530
27-022	PEM-550
27-024	PEM-600
27-026	PEM-650
27-028L	PEM-700

Oximo	PowerEdge
MT350	PEF-350
MT375	PEF-380
MT400	PEF-400
MT425	PEF-430
MT450	PEF-450
MT475	PEF-480
MT500	PEF-500
MT525	PEF-530
MT550	PEF-550
MT600	PEF-600
MT650	PEF-650
MT700	PEF-700
WUS350	PEM-350
WUS375	PEM-380
WUS400	PEM-400
WUS425	PEM-430
WUS450	PEM-450
WUS475	PEM-480
WUS500	PEM-500
WUS525	PEM-530
WUS550	PEM-550
WUS600	PEM-600
WUS650	PEM-650
WUS700	PEM-700

PIAA	PowerEdge
95035	PEM-350
95038	PEM-380
95040	PEM-400
95043	PEM-430
95045	PEM-450
95048	PEM-480
95050	PEM-500
95053	PEM-530
95055	PEM-550
95060	PEM-600
95065	PEM-650
97035	PEF-350
97038	PEF-380
97040	PEF-400

PIAA	PowerEdge
97043	PEF-430
97045	PEF-450
97048	PEF-480
97050	PEF-500
97053	PEF-530
97055	PEF-550
97060	PEF-600
97065	PEF-650
97070	PEF-700

SWF	PowerEdge
116109	PEM-450
116112	PEM-500
116119	PEM-350
116120	PEM-380
116121	PEM-400
116124	PEM-430
116126	PEM-480
116134	PEM-530
116137	PEM-650
116148	PEM-600
116166	PEM-550
116222	PEM-530
262200	PEF-350
262201	PEF-380
262202	PEF-400
262203	PEF-430
262204	PEF-450
262205	PEF-480
262206	PEF-500
262207	PEF-530
262208	PEF-550
262211	PEF-600
262213	PEF-650
262215	PEF-700

TRICO	PowerEdge
EF380	PEM-380
EF400	PEM-400
EF430	PEM-430
EF450	PEM-450
EF480	PEM-480
EF500	PEM-500
EF530	PEM-530
EF550	PEM-550
EF600	PEM-600
EF650	PEM-650
EF700	PEM-700
FX350	PEF-350
FX380	PEF-380
FX400	PEF-400
FX430	PEF-430
FX450	PEF-450
FX480	PEF-480
FX500	PEF-500
FX530	PEF-530
FX550	PEF-550
FX600	PEF-600
FX650	PEF-650
FX700	PEF-700

VALEO	PowerEdge
574107	PEM-350
574108	PEM-380
574110	PEM-400
574112	PEM-450
574114	PEM-480
574116	PEM-500
574117	PEM-530
574118	PEM-550
574125	PEM-600

VALEO	PowerEdge
574129	PEM-450
574132	PEM-500
574141	PEM-600
574143	PEM-600
574145	PEM-650
574147	PEM-400
574149	PEM-480
574150	PEM-530
574180	PEM-650
574276	PEM-600
574279	PEM-500
574722	PEF-350
574724	PEF-400
574726	PEF-450
574727	PEF-480
574728	PEF-500
574729	PEF-530
574730	PEF-550
574732	PEF-600
574734	PEF-650
574736	PEF-700
575000	PEF-350
575001	PEF-380
575002	PEF-400
575003	PEF-450
575004	PEF-480
575005	PEF-500
575006	PEF-530
575007	PEF-550
575008	PEF-600
575009	PEF-650
575010	PEF-700
575535	PEM-350
575538	PEM-380
575540	PEM-400
575545	PEM-450
575548	PEM-480
575550	PEM-500
575553	PEM-530
575555	PEM-550
575560	PEM-600
575561	PEM-650
675535	PEM-350
675538	PEM-380
675540	PEM-400
675545	PEM-450
675548	PEM-480
675550	PEM-500
675553	PEM-530
675555	PEM-550
675560	PEM-600
675561	PEM-650
FM35	PEF-350
FM38	PEF-380
FM40	PEF-400
FM45	PEF-450
FM47	PEF-480
FM50	PEF-500
FM53	PEF-530
FM55	PEF-550
FM60	PEF-600
FM65	PEF-650
FM70	PEF-700
V35	PEM-350
V38	PEM-380
V41	PEM-400
V45	PEM-450
V48	PEM-480
V51	PEM-500
V53	PEM-530
V55	PEM-550

VALEO	PowerEdge
V60	PEM-600
V65	PEM-650
VF35	PEM-350
VF38	PEM-380
VF41	PEM-400
VF45	PEM-450
VF48	PEM-480
VF51	PEM-500
VF53	PEM-530
VF55	PEM-550
VF60	PEM-600
VF65	PEM-650
VH122	PEF-350
VH124	PEF-400
VH126	PEF-450
VH127	PEF-480
VH128	PEF-500
VH129	PEF-530
VH130	PEF-550
VH132	PEF-600
VH134	PEF-650
VH136	PEF-700
VM16	PEM-600
VM18	PEM-600
VM20	PEM-650
VM213	PEM-600
VM22	PEM-400
VM24	PEM-480
VM25	PEM-530
VM4	PEM-450
VM7	PEM-500
VR34	PEM-500

VISEE	PowerEdge
SV-U 350	PEM-350
SV-U 380	PEM-380
SV-U 400	PEM-400
SV-U 450	PEM-450
SV-U 480	PEM-480
SV-U 500	PEM-500
SV-U 530	PEM-530
SV-U 550	PEM-550
SV-U 600	PEM-600
SV-U 650	PEM-650
SV-VC 350	PEF-350
SV-VC 380	PEF-380
SV-VC 400	PEF-400
SV-VC 430	PEF-430
SV-VC 450	PEF-450
SV-VC 480	PEF-480
SV-VC 500	PEF-500
SV-VC 530	PEF-530
SV-VC 550	PEF-550
SV-VC 600	PEF-600
SV-VC 650	PEF-650
SV-VC 700	PEF-700

POWEREDGE™

The power of choice

Distributed by DENSO Europe
Hogesweyselaan 165, NL-1382 JL Weesp
Tel: +31 (0)294 493 493
www.poweredgeproduct.eu

PEWB012022